







Manchester and Stockport to Altrincham, Knutsford, Northwich and Chester

Mondays to Fridays

Operator	NT	NT	NT	NT	NT	NT	NT	NT	NT	NT	NT	NT	NT	NT	NT	NT	NT	NT
Manchester Piccadilly (MAN)  d	0610	0709	0810	0910	1010	1110	1210	1310	1410	1510	1610	1655 ^e	1710	1735 ^e	1810	1910	2009	2110
Stockport (SPT) d	0619	0719	0820	0919	1019	1119	1219	1319	1419	1519	1619	1708	1719	1754	1819	1919	2019	2119
Navigation Road (NVR)  d	0634	0733	0834	0934	1034	1134	1234	1334	1434	1534	1634	1723	1734	1809	1834	1934	2034	2134
Altrincham (ALT)  d	0636	0736	0836	0936	1036	1136	1236	1336	1436	1536	1636	1726	1737	1812	1836	1936	2036	2136
Hale (HAL) d	0639	0739	0839	0939	1040	1139	1239	1339	1439	1539	1639	1728	1740	1815	1839	1939	2039	2139
Ashley (ASY) d	0643	0743	0843	0943	1044	1143	1243	1343	1443	1543	1643	1732	1744	1818	1843	1943	2043	2143
Mobberley (MOB) d	0647	0747	0847	0947	1049	1147	1247	1347	1447	1549	1647	1735	1748	1822	1847	1948	2047	2148
Knutsford (KNF) d	0652	0752	0852	0952	1054	1152	1252	1352	1452	1554	1652	1740	1753	1827	1852	1953	2052	2153
Plumley (PLM) d	0656	0756	0856	0956	1058	1156	1256	1356	1456	1558	1656	1745	1758	1832	1856	1958	2056	2157
Lostock Gralam (LTG) d	0700	0800	0900	1000	1102	1200	1300	1400	1500	1602	1700	1748	1801	1836	1900	2001	2100	2201
Northwich (NWI) d	0705	0805	0905	1005	1107	1205	1305	1405	1505	1606	1705	1753	1806	1840	1905	2006	2105	2206
Greenbank (GBK) d	0710	0810	0910	1012	1112	1210	1310	1410	1510	1611	1712	1758	1811	1846	1910	2011	2110	2211
Cuddington (CUD) d	0716	0816	0916	1018	1118	1216	1316	1416	1516	1616	1717		1816	1851	1916	2016	2116	2217
Delamere (DLM) d	0721	0820	0920	1022	1122	1220	1320	1420	1520	1621	1721		1821	1856	1920	2021	2120	2221
Mouldsworth (MLD) d	0727	0825	0925	1027	1127	1225	1325	1425	1525	1625	1726	1809	1825	1910 ^c	1925	2026	2125	2226
Chester (CTR) a	0739	0837	0939	1039	1139	1237	1337	1438	1537	1637	1742	1819	1837	1920	1937	2038	2137	2238

Operator	NT	NT
Manchester Piccadilly (MAN)  d	2210	2313
Stockport (SPT) d	2219	2322
Navigation Road (NVR)  d	2234	2338
Altrincham (ALT)  d	2236	2340
Hale (HAL) d	2239	2343
Ashley (ASY) d	2243	2347
Mobberley (MOB) d	2247	2351
Knutsford (KNF) d	2252	2356
Plumley (PLM) d	2256	0001
Lostock Gralam (LTG) d	2300	0005
Northwich (NWI) d	2305	0009
Greenbank (GBK) d	2310	0015
Cuddington (CUD) d	2316	0020
Delamere (DLM) d	2320	0025
Mouldsworth (MLD) d	2325	0030
Chester (CTR) a	2337	0041




For the complete service between Manchester and Stockport see table 091

NOTES (see introductory pages for explanation of train operator codes and standard symbols)




- a Arrival time
- d Departure time
- c Arrives 8 minutes earlier
- e Change at Stockport

Manchester and Stockport to Altrincham, Knutsford, Northwich and Chester

Saturdays

Operator	NT	NT	NT	NT	NT	NT	NT	NT	NT	NT	NT	NT	NT	NT	NT	NT	NT	NT
Manchester Piccadilly (MAN)  d	0606	0709	0810	0910	1010	1110	1210	1310	1410	1510	1610	1710	1810	1910	2009	2110	2210	2321
Stockport (SPT) d	0615	0719	0820	0919	1019	1119	1219	1319	1419	1519	1619	1719	1819	1919	2019	2119	2219	2330
Navigation Road (NVR)  d	0630	0733	0834	0934	1034	1134	1234	1334	1434	1534	1634	1734	1834	1934	2034	2134	2234	2344
Altrincham (ALT)  d	0632	0736	0836	0936	1036	1136	1236	1336	1436	1536	1636	1737	1836	1936	2036	2136	2236	2347
Hale (HAL) d	0635	0739	0839	0939	1040	1139	1239	1339	1439	1539	1639	1740	1839	1939	2039	2139	2239	2349
Ashley (ASY) d	0638	0743	0843	0943	1044	1143	1243	1343	1443	1543	1643	1744	1843	1943	2043	2143	2243	2353
Mobberley (MOB) d	0642	0747	0847	0947	1049	1147	1247	1347	1447	1549	1647	1748	1847	1948	2047	2148	2247	2357
Knutsford (KNF) d	0647	0752	0852	0952	1054	1152	1252	1352	1452	1554	1652	1753	1852	1953	2052	2153	2252	0002
Plumley (PLM) d	0652	0756	0856	0956	1058	1156	1256	1356	1456	1558	1656	1758	1856	1958	2056	2157	2256	0006
Lostock Gralam (LTG) d	0656	0800	0900	1000	1102	1200	1300	1400	1500	1602	1700	1801	1900	2001	2100	2201	2300	0010
Northwich (NWI) d	0700	0805	0905	1005	1107	1205	1305	1405	1505	1606	1705	1806	1905	2006	2105	2206	2305	0015
Greenbank (GBK) d	0705	0810	0910	1012	1112	1210	1310	1410	1510	1611	1712	1811	1910	2011	2110	2211	2310	0020
Cuddington (CUD) d	0710	0816	0916	1018	1118	1216	1316	1416	1516	1616	1717	1816	1916	2016	2116	2217	2316	0026
Delamere (DLM) d	0715	0820	0920	1022	1122	1220	1320	1420	1520	1621	1721	1821	1920	2021	2120	2221	2320	0030
Mouldsworth (MLD) d	0720	0825	0925	1027	1127	1225	1325	1425	1525	1625	1726	1825	1925	2026	2125	2226	2325	0035
Chester (CTR) a	0731	0837	0939	1039	1139	1237	1337	1438	1537	1637	1742	1837	1937	2038	2137	2238	2337	0047

Sundays

Operator	NT	NT	NT	NT	NT	NT	NT
Manchester Piccadilly (MAN)  d	0906	1103	1310	1509	1709	1909	2104
Stockport (SPT) d	0920	1114	1319	1519	1719	1919	2113
Navigation Road (NVR)  d	0934	1128	1333	1533	1733	1933	2127
Altrincham (ALT)  d	0937	1130	1335	1535	1735	1935	2130
Hale (HAL) d	0939	1133	1338	1538	1738	1938	2132
Ashley (ASY) d	0943	1137	1342	1542	1742	1942	2136
Mobberley (MOB) d	0947	1140	1345	1545	1745	1945	2139
Knutsford (KNF) d	0952	1145	1350	1550	1750	1950	2144
Plumley (PLM) d	0956	1150	1355	1555	1755	1955	2149
Lostock Gralam (LTG) d	1000	1154	1359	1559	1759	1959	2153
Northwich (NWI) d	1005	1158	1403	1603	1803	2003	2158
Greenbank (GBK) d	1010	1204	1409	1609	1809	2009	2203
Cuddington (CUD) d	1015	1209	1414	1614	1814	2014	2208
Delamere (DLM) d	1020	1214	1419	1619	1819	2019	2213
Mouldsworth (MLD) d	1026	1220	1425	1625	1825	2025	2219
Chester (CTR) a	1037	1230	1435	1635	1835	2035	2231

NOTES (see introductory pages for explanation of train operator codes and standard symbols)

- a Arrival time
d Departure time

Chester to Northwich, Knutsford, Altrincham, Stockport and Manchester

Mondays to Fridays

	Operator	NT	NT	NT	NT	NT	NT	NT	NT	NT	NT	NT	NT	NT	NT	NT	NT	NT	
Chester (CTR)	d	0556	0630	0649	0714	0756	0856	0956	1056	1156	1256	1356	1456	1556	1656	1756	1856	1956	2056
Mouldsworth (MLD)	d	0608	0642	0701	0731c	0808	0908	1008	1108	1208	1308	1408	1508	1608	1708	1808	1908	2008	2108
Delamere (DLM)	d	0613	0648	0706	0736	0813	0913	1013	1113	1213	1313	1413	1513	1613	1713	1813	1913	2013	2113
Cuddington (CUD)	d	0618	0653	0711	0741	0818	0918	1018	1118	1218	1318	1418	1518	1618	1718	1818	1918	2018	2118
Greenbank (GBK)	d	0623	0658	0716	0746	0823	0923	1023	1123	1223	1323	1423	1523	1623	1723	1823	1923	2023	2123
Northwich (NWI)	d	0628	0703	0722	0751	0828	0928	1028	1128	1229	1328	1428	1528	1628	1728	1828	1928	2028	2128
Lostock Gralam (LTG)	d	0632	0707	0725	0755	0832	0932	1032	1132	1232	1332	1432	1532	1632	1732	1832	1932	2032	2132
Plumley (PLM)	d	0635	0711	0729	0758	0835	0935	1035	1135	1235	1335	1435	1535	1635	1735	1835	1935	2035	2135
Knutsford (KNF)	d	0641	0717	0735	0804	0841	0941	1041	1141	1241	1341	1441	1541	1641	1741	1841	1941	2041	2141
Mobberley (MOB)	d	0646	0722	0740	0808	0846	0946	1046	1146	1246	1346	1446	1546	1646	1746	1846	1946	2046	2146
Ashley (ASY)	d	0649	0726	0744	0812	0849	0949	1049	1149	1249	1349	1449	1549	1649	1749	1849	1949	2049	2149
Hale (HAL)	d	0653	0730	0748	0816	0853	0953	1053	1153	1253	1353	1453	1553	1653	1753	1853	1953	2053	2153
Altrincham (ALT)	d	0657	0735	0752	0820	0857	0957	1057	1157	1257	1357	1457	1557	1657	1757	1857	1957	2057	2157
Navigation Road (NVR)	d	0700	0737	0755	0822	0900	1000	1100	1200	1300	1400	1500	1600	1700	1800	1900	2000	2100	2200
Stockport (SPT)	d	0715	0751a	0810	0837a	0915	1015	1115	1215	1315	1415	1515	1615	1715	1815	1915	2015	2115	2215
Manchester Piccadilly (MAN)	a	0726	0805e	0819	0902e	0925	1025	1125	1225	1325	1425	1525	1625	1726	1825	1925	2025	2125	2227

	Operator	NT	NT
Chester (CTR)	d	2156	2252
Mouldsworth (MLD)	d	2209	2304
Delamere (DLM)	d	2214	2309
Cuddington (CUD)	d	2219	2314
Greenbank (GBK)	d	2224	2319
Northwich (NWI)	d	2229	2324
Lostock Gralam (LTG)	d	2233	2327
Plumley (PLM)	d	2237	2331
Knutsford (KNF)	d	2242	2336
Mobberley (MOB)	d	2247	2341
Ashley (ASY)	d	2250	2345
Hale (HAL)	d	2254	2349
Altrincham (ALT)	d	2258	2353
Navigation Road (NVR)	d	2300	2355
Stockport (SPT)	d	2315	0016
Manchester Piccadilly (MAN)	a	2324	0028

NOTES (see introductory pages for explanation of train operator codes and standard symbols)

- a Arrival time
- d Departure time
- c Arrives 6 minutes earlier
- e Change at Stockport

Chester to Northwich, Knutsford, Altrincham, Stockport and Manchester

Saturdays

Operator	NT	NT	NT	NT	NT	NT	NT	NT	NT	NT	NT	NT	NT	NT	NT	NT	NT	NT	
Chester (CTR)	d	0556	0649	0756	0856	0956	1056	1156	1256	1356	1456	1556	1656	1756	1856	1956	2056	2155	2253
Mouldsworth (MLD)	d	0608	0701	0808	0908	1008	1108	1208	1308	1408	1508	1608	1708	1808	1908	2008	2108	2207	2305
Delamere (DLM)	d	0613	0706	0813	0913	1013	1113	1213	1313	1413	1513	1613	1713	1813	1913	2013	2113	2213	2310
Cuddington (CUD)	d	0618	0711	0818	0918	1018	1118	1218	1318	1418	1518	1618	1718	1818	1918	2018	2118	2218	2315
Greenbank (GBK)	d	0623	0716	0823	0923	1023	1123	1223	1323	1423	1523	1623	1723	1823	1923	2023	2123	2223	2320
Northwich (NWI)	d	0628	0722	0828	0928	1028	1128	1229	1328	1428	1528	1628	1728	1828	1928	2028	2128	2228	2325
Lostock Gralam (LTG)	d	0632	0725	0832	0932	1032	1132	1232	1332	1432	1532	1632	1732	1832	1932	2032	2132	2232	2329
Plumley (PLM)	d	0635	0729	0835	0935	1035	1135	1235	1335	1435	1535	1635	1735	1835	1935	2035	2135	2236	2332
Knutsford (KNF)	d	0641	0735	0841	0941	1041	1141	1241	1341	1441	1541	1641	1741	1841	1941	2041	2141	2242	2338
Mobberley (MOB)	d	0646	0740	0846	0946	1046	1146	1246	1346	1446	1546	1646	1746	1846	1946	2046	2146	2247	2343
Ashley (ASY)	d	0649	0744	0849	0949	1049	1149	1249	1349	1449	1549	1649	1749	1849	1949	2049	2149	2250	2346
Hale (HAL)	d	0653	0748	0853	0953	1053	1153	1253	1353	1453	1553	1653	1753	1853	1953	2053	2153	2254	2350
Altrincham (ALT)	d	0657	0752	0857	0957	1057	1157	1257	1357	1457	1557	1657	1757	1857	1957	2057	2157	2258	2354
Navigation Road (NVR)	d	0700	0755	0900	1000	1100	1200	1300	1400	1500	1600	1700	1800	1900	2000	2100	2200	2300	2357
Stockport (SPT)	a	0714	0809	0914	1014	1114	1214	1314	1414	1514	1614	1714	1814	1914	2014	2114	2214	2314	0011
Manchester Piccadilly (MAN)	a	0726	0819	0925	1025	1125	1225	1325	1425	1525	1625	1726	1825	1925	2025	2125	2227	2325	0021

Sundays

Operator	NT	NT	NT	NT	NT	NT	NT
Days of operation/Notes			A			B	
Chester (CTR)	d	0903	1056	1259	1503	1703	2059
Mouldsworth (MLD)	d	0914	1107	1310	1514	1714	2110
Delamere (DLM)	d	0919	1113	1316	1520	1719	2116
Cuddington (CUD)	d	0924	1117	1320	1524	1724	2120
Greenbank (GBK)	d	0928	1122	1325	1529	1729	2125
Northwich (NWI)	d	0934	1128	1331	1535	1734	2131
Lostock Gralam (LTG)	d	0937	1131	1334	1538	1737	2134
Plumley (PLM)	d	0940	1135	1338	1542	1741	2138
Knutsford (KNF)	d	0945	1140	1343	1547	1746	2143
Mobberley (MOB)	d	0950	1145	1348	1552	1750	2148
Ashley (ASY)	d	0954	1148	1351	1555	1754	2151
Hale (HAL)	d	0957	1152	1355	1559	1758	2155
Altrincham (ALT)	d	1001	1156	1359	1603	1802	2159
Navigation Road (NVR)	d	1003	1158	1402	1606	1804	2202
Stockport (SPT)	a	1018	1213	1416	1620	1819	2216
Manchester Piccadilly (MAN)	a	1029	1222	1432	1632	1830	2226

NOTES (see introductory pages for explanation of train operator codes and standard symbols)

a Arrival time
d Departure time

A Also calls at Heaton Chapel 1421 and Levenshulme 1425
B Also calls at Heaton Chapel 2026 and Levenshulme 2029