

## London to Catford Bridge, Elmers End and Hayes

## Mondays to Fridays

Operator Train ID Days of operation/Notes	SE	SE	SE	SE	SE	SE	SE	SE	SE	SE	SE	SE	SE	SE	SE	
	2V68 MO	2V55 MX	2V59 TWO	2V60 THFO	2V02	2V06	1V08	2V10	1V12	2V14	1V16	2V18	1V20	2V22	1V24	2V26
London Charing Cross (CHX) 4 d				0005		0605	0622	0635	0652	0705	0721	0735	0751	0806	0821	0835
London Waterloo (East) (WAE) d				0008		0608	0625	0638	0655	0708	0724	0738	0755	0809	0824	0840
London Cannon Street (CST) 4 d			0011													
London Bridge (LBG) 4 d			0015	0015	0545	0615	0631	0645	0702	0713	0730	0745	0801	0815	0831	0845
New Cross (NWX) 4 d																
St Johns (SAJ) d																
Lewisham (LEW) DLR 4 d			0023	0023	0553	0624		0654		0722		0754		0824		0854
Ladywell (LAD) d			0026	0026	0556	0627	0640	0657	0711	0726	0742	0757	0810	0827	0843	0857
Catford Bridge (CFB) d			0029	0029	0559	0629	0643	0659	0713	0728	0745	0800	0813	0830	0846	0900
Lower Sydenham (LSY) d	0002	0002	0032	0032	0602	0632	0646	0702	0716	0731	0748	0803	0816	0833	0849	0903
New Beckenham (NBC) 4 d	0005	0005	0034	0034	0604	0635	0648	0705	0719	0734	0750	0805	0818	0835	0851	0905
Clock House (CLK) d	0007	0007	0037	0037	0607	0637	0651	0707	0721	0736	0753	0808	0821	0838	0854	0908
Elmers End (ELE) 4 d	0010	0010	0040	0040	0610	0640	0654	0710	0724	0739	0756	0811	0824	0841	0857	0911
Eden Park (EDN) d	0014	0014	0043	0043	0613	0644	0657	0714	0728	0743	0759	0814	0827	0844	0900	0914
West Wickham (WWI) d	0016	0016	0046	0046	0616	0646	0700	0716	0730	0746	0802	0817	0830	0847	0903	0917
Hayes (HYS) a	0020	0020	0050	0050	0620	0650	0704	0720	0734	0750	0805	0820	0834	0851	0906	0920

Operator Train ID Days of operation/Notes	SE	SE	SE	SE	SE	SE	SE	SE	SE	SE	SE	SE	SE	SE	SE	
	1V28	2V30	1V32	2V34	1V36	2V38	1V40	2V42	1V44	2V46	1V48	2V50	1V52	2V54	1V56	2V58
London Charing Cross (CHX) 4 d	0852	0907	0922	0935	0952	1005	1022	1035	1052	1105	1122	1135	1152	1205	1222	1235
London Waterloo (East) (WAE) d	0855	0910	0925	0938	0955	1008	1025	1038	1055	1108	1125	1138	1155	1208	1225	1238
London Cannon Street (CST) 4 d																
London Bridge (LBG) 4 d	0901	0915	0932	0945	1002	1015	1030	1045	1102	1115	1131	1145	1201	1215	1230	1245
New Cross (NWX) 4 d																
St Johns (SAJ) d																
Lewisham (LEW) DLR 4 d		0924		0954		1024		1054		1124		1154		1224		1254
Ladywell (LAD) d	0911	0927	0941	0957	1011	1027	1039	1057	1111	1127	1140	1157	1210	1227	1240	1257
Catford Bridge (CFB) d	0913	0929	0943	0959	1013	1029	1042	1100	1113	1129	1142	1159	1212	1229	1242	1259
Lower Sydenham (LSY) d	0916	0932	0946	1002	1016	1032	1045	1103	1116	1132	1145	1202	1215	1232	1245	1302
New Beckenham (NBC) 4 d	0919	0935	0949	1005	1019	1035	1047	1105	1119	1135	1148	1205	1218	1235	1248	1305
Clock House (CLK) d	0921	0937	0951	1007	1021	1037	1050	1108	1121	1137	1150	1207	1220	1237	1250	1307
Elmers End (ELE) 4 d	0924	0940	0954	1010	1024	1040	1053	1111	1124	1140	1153	1210	1223	1240	1253	1310
Eden Park (EDN) d	0928	0944	0958	1014	1028	1044	1056	1114	1128	1144	1157	1214	1227	1244	1257	1314
West Wickham (WWI) d	0930	0946	1000	1016	1030	1046	1059	1117	1130	1146	1159	1216	1229	1246	1259	1316
Hayes (HYS) a	0934	0950	1004	1020	1034	1050	1103	1120	1134	1150	1203	1220	1233	1250	1304	1320

Operator Train ID Days of operation/Notes	SE	SE	SE	SE	SE	SE	SE	SE	SE	SE	SE	SE	SE	SE	SE	
	1V60	2V62	1V64	2V66	1V68	2V70	1V72	2V74	1V76	2V78	1V80	2V82	1V84	2V86	1V88	2V02
London Charing Cross (CHX) 4 d	1252	1305	1322	1335	1352	1405	1422	1435	1452	1505	1522	1535	1552	1604	1620	1635
London Waterloo (East) (WAE) d	1255	1308	1325	1338	1355	1408	1425	1438	1455	1508	1525	1538	1555	1608	1623	1638
London Cannon Street (CST) 4 d																
London Bridge (LBG) 4 d	1302	1315	1331	1345	1401	1415	1431	1445	1502	1515	1531	1545	1602	1615	1631	1645
New Cross (NWX) 4 d																
St Johns (SAJ) d																
Lewisham (LEW) DLR 4 d		1324		1354		1424		1454		1524		1554		1624		1654
Ladywell (LAD) d	1311	1327	1340	1357	1410	1427	1440	1457	1511	1527	1540	1557	1611	1627	1640	1657
Catford Bridge (CFB) d	1313	1329	1342	1359	1412	1429	1442	1459	1513	1529	1542	1559	1613	1629	1643	1700
Lower Sydenham (LSY) d	1316	1332	1345	1402	1415	1432	1445	1502	1516	1532	1545	1602	1616	1632	1646	1703
New Beckenham (NBC) 4 d	1319	1335	1348	1405	1418	1435	1448	1505	1519	1535	1548	1605	1619	1635	1648	1705
Clock House (CLK) d	1321	1337	1350	1407	1420	1437	1450	1507	1521	1537	1550	1607	1621	1637	1651	1708
Elmers End (ELE) 4 d	1324	1340	1353	1410	1423	1440	1453	1510	1524	1540	1553	1610	1624	1640	1654	1711
Eden Park (EDN) d	1328	1344	1357	1414	1427	1444	1457	1514	1528	1544	1557	1614	1628	1644	1657	1714
West Wickham (WWI) d	1330	1346	1359	1416	1429	1446	1459	1516	1530	1546	1559	1616	1630	1646	1700	1717
Hayes (HYS) a	1334	1350	1403	1420	1433	1450	1503	1520	1534	1550	1603	1620	1634	1650	1703	1721

For the complete service between London and Lewisham see table 183










NOTES (see introductory pages for explanation of train operator codes and standard symbols)










a Arrival time  
d Departure time

MO Mondays only  
MX Not Mondays  
THFO Thursdays and Fridays only  
TWO Tuesdays and Wednesdays only

## London to Catford Bridge, Elmers End and Hayes

## Mondays to Fridays

Operator Train ID	SE	SE	SE	SE	SE	SE	SE	SE	SE	SE	SE	SE	SE	SE	SE	SE
	1V04	2V06	1V08	2V10	1V12	2V14	1V16	2V18	1V20	2V20	1V24	2V24	1V28	2V28	1V32	2V32
London Charing Cross (CHX)  d	1652	1705	1722	1735	1752	1805	1822	1835	1852	1905	1922	1935	1952	2005	2022	2035
London Waterloo (East) (WAE)  d	1655	1708	1725	1738	1755	1808	1825	1838	1855	1908	1925	1938	1955	2008	2025	2038
London Cannon Street (CST)  d																
London Bridge (LBG)  d	1702	1715	1731	1745	1802	1814	1832	1844	1900	1914	1931	1945	2002	2015	2031	2045
New Cross (NWX)  d																
St Johns (SAJ) d																
Lewisham (LEW)   d		1724		1754		1824		1854		1924		1954		2024		2054
Ladywell (LAD) d	1711	1727	1741	1757	1812	1827	1842	1857	1911	1927	1940	1957	2011	2027	2040	2057
Catford Bridge (CFB) d	1713	1729	1743	1759	1814	1829	1844	1859	1913	1929	1942	1959	2013	2029	2042	2100
Lower Sydenham (LSY) d	1716	1732	1747	1802	1817	1832	1847	1902	1916	1932	1945	2002	2016	2032	2045	2103
New Beckenham (NBC)  d	1719	1735	1749	1805	1820	1835	1850	1905	1919	1935	1948	2005	2019	2035	2048	2105
Clock House (CLK) d	1721	1737	1752	1807	1822	1837	1852	1907	1921	1937	1950	2007	2021	2037	2050	2108
Elmers End (ELE)  d	1725	1740	1755	1810	1825	1840	1855	1910	1924	1940	1953	2010	2024	2040	2053	2111
Eden Park (EDN) d	1728	1744	1759	1814	1829	1844	1859	1914	1928	1944	1957	2014	2028	2044	2057	2114
West Wickham (WWI) d	1731	1746	1801	1816	1831	1846	1901	1916	1930	1946	1959	2016	2030	2046	2059	2117
Hayes (HYS) a	1734	1750	1805	1820	1835	1850	1905	1920	1934	1950	2003	2020	2034	2050	2103	2121

Operator Train ID Days of operation/Notes	SE	SE	SE	SE	SE	SE	SE	SE	SE	SE	SE	SE	SE	SE	SE	SE
	1V36	2V36	1V40	2V40	1V44	2V44	1V48	2V48	1V52	2V52	1V56	2V55 MTO	2V56 MTX	2V59 TWO	2V60 THFSO	
London Charing Cross (CHX)  d	2052	2105	2122	2135	2152	2205	2222	2235	2252	2305	2322		2336		0005	
London Waterloo (East) (WAE)  d	2055	2108	2125	2138	2155	2208	2225	2238	2255	2308	2325		2339		0008	
London Cannon Street (CST)  d												2342		0011		
London Bridge (LBG)  d	2101	2115	2131	2145	2201	2215	2231	2245	2302	2315	2330	2346	2345	0015	0015	
New Cross (NWX)  d																
St Johns (SAJ) d																
Lewisham (LEW)   d		2124		2154		2225		2254		2324		2354	2354	0023	0023	
Ladywell (LAD) d	2110	2127	2140	2157	2210	2228	2240	2257	2311	2327	2340	2357	2357	0026	0026	
Catford Bridge (CFB) d	2112	2130	2143	2159	2212	2231	2242	2259	2313	2329	2342	2359	2359	0029	0029	
Lower Sydenham (LSY) d	2115	2133	2146	2202	2215	2234	2245	2302	2316	2332	2345	0002	0002	0032	0032	
New Beckenham (NBC)  d	2118	2135	2148	2205	2218	2236	2248	2305	2319	2335	2348	0005	0005	0034	0034	
Clock House (CLK) d	2120	2138	2151	2207	2220	2239	2250	2307	2321	2337	2350	0007	0007	0037	0037	
Elmers End (ELE)  d	2123	2141	2154	2210	2223	2241	2253	2310	2324	2340	2353	0010	0010	0040	0040	
Eden Park (EDN) d	2127	2144	2157	2214	2227	2245	2257	2314	2328	2344	2357	0014	0014	0043	0043	
West Wickham (WWI) d	2129	2147	2200	2216	2229	2247	2259	2316	2330	2346	2359	0016	0016	0046	0046	
Hayes (HYS) a	2133	2151	2204	2220	2233	2251	2303	2320	2334	2350	0003	0020	0020	0050	0050	

NOTES (see introductory pages for explanation of train operator codes and standard symbols)

a Arrival time  
d Departure time

**MTO** Mondays and Tuesdays only  
**MTX** Not Mondays and Tuesdays  
**THFSO** Thursdays to Saturdays only  
**TWO** Tuesdays and Wednesdays only

## London to Catford Bridge, Elmers End and Hayes

## Saturdays

Operator	SE	SE	SE	SE	SE	SE	SE	SE	SE	SE	SE	SE	SE	SE	SE	SE	SE	SE
Train ID	2V56	2V60	2V02	2V06	1V08	2V10	1V12	2V14	1V16	2V18	1V20	2V22	1V24	2V26	1V28	2V30	1V32	2V34
London Charing Cross (CHX)		0005	0535	0605	0622	0635	0652	0705	0722	0735	0752	0805	0822	0835	0852	0905	0922	0935
London Waterloo (East) (WAE)		0008	0538	0608	0625	0638	0655	0708	0725	0738	0755	0808	0825	0838	0855	0908	0925	0938
London Cannon Street (CST)																		
London Bridge (LBG)		0015	0545	0615	0630	0645	0700	0715	0730	0745	0800	0815	0830	0845	0900	0915	0930	0945
New Cross (NWX)																		
St Johns (SAJ)																		
Lewisham (LEW)		0023	0554	0623		0653		0723		0753		0823		0853		0923		0953
Ladywell (LAD)		0026	0557	0626	0640	0656	0710	0726	0739	0756	0809	0826	0839	0856	0909	0926	0939	0956
Catford Bridge (CFB)		0029	0600	0629	0642	0659	0712	0729	0742	0759	0812	0829	0842	0859	0912	0929	0942	0959
Lower Sydenham (LSY)	0002	0032	0603	0632	0645	0702	0715	0732	0745	0802	0815	0832	0845	0902	0915	0932	0945	1002
New Beckenham (NBC)	0005	0034	0605	0634	0647	0704	0717	0734	0747	0804	0817	0834	0847	0904	0917	0934	0947	1004
Clock House (CLK)	0007	0037	0608	0637	0650	0707	0720	0737	0750	0807	0820	0837	0850	0907	0920	0937	0950	1007
Elmers End (ELE)	0010	0040	0611	0640	0653	0710	0723	0740	0753	0810	0823	0840	0853	0910	0923	0940	0953	1010
Eden Park (EDN)	0014	0043	0614	0643	0656	0713	0726	0743	0756	0813	0826	0843	0856	0913	0926	0943	0956	1013
West Wickham (WWI)	0016	0046	0617	0646	0659	0716	0729	0746	0759	0816	0829	0846	0859	0916	0929	0946	0959	1016
Hayes (HYS)	0020	0050	0621	0650	0704	0720	0734	0750	0804	0820	0834	0850	0904	0920	0934	0950	1004	1020

Operator	SE	SE	SE	SE	SE	SE	SE	SE	SE	SE	SE	SE	SE	SE	SE	SE	SE	SE
Train ID	1V36	2V38	1V40	2V42	1V44	2V46	1V48	2V50	1V52	2V54	1V56	2V58	1V60	2V62	1V64	2V66	1V68	2V70
London Charing Cross (CHX)	0952	1005	1022	1035	1052	1105	1122	1135	1152	1205	1222	1235	1252	1305	1322	1335	1352	1405
London Waterloo (East) (WAE)	0955	1008	1025	1038	1055	1108	1125	1138	1155	1208	1225	1238	1255	1308	1325	1338	1355	1408
London Cannon Street (CST)																		
London Bridge (LBG)	1000	1015	1030	1045	1100	1115	1130	1145	1200	1215	1230	1245	1300	1315	1330	1345	1400	1415
New Cross (NWX)																		
St Johns (SAJ)																		
Lewisham (LEW)		1023		1054		1123		1153		1224		1254		1324		1353		1424
Ladywell (LAD)	1009	1026	1039	1057	1109	1126	1139	1156	1210	1227	1239	1257	1309	1327	1339	1356	1409	1427
Catford Bridge (CFB)	1012	1029	1042	1059	1112	1129	1142	1159	1212	1229	1242	1300	1312	1330	1342	1359	1412	1429
Lower Sydenham (LSY)	1015	1032	1045	1102	1115	1132	1145	1202	1215	1232	1245	1303	1315	1333	1345	1402	1415	1432
New Beckenham (NBC)	1017	1034	1047	1105	1117	1134	1147	1204	1218	1235	1247	1305	1317	1335	1347	1404	1417	1435
Clock House (CLK)	1020	1037	1050	1107	1120	1137	1150	1207	1220	1237	1250	1308	1320	1338	1350	1407	1420	1437
Elmers End (ELE)	1023	1040	1053	1110	1123	1140	1153	1210	1223	1240	1253	1311	1323	1341	1353	1410	1423	1440
Eden Park (EDN)	1026	1043	1056	1114	1126	1143	1156	1213	1227	1244	1256	1314	1326	1344	1356	1413	1426	1444
West Wickham (WWI)	1029	1046	1059	1116	1129	1146	1159	1216	1229	1246	1259	1317	1329	1347	1359	1416	1429	1446
Hayes (HYS)	1034	1050	1104	1120	1134	1150	1204	1220	1234	1250	1304	1321	1334	1351	1404	1420	1434	1450










Operator	SE	SE	SE	SE	SE	SE	SE	SE	SE	SE	SE	SE	SE	SE	SE	SE	SE	SE
Train ID	1V72	2V74	1V76	2V78	1V80	2V82	1V84	2V86	1V88	2V02	1V04	2V06	1V08	2V10	1V12	2V14	1V16	2V18
London Charing Cross (CHX)	1422	1435	1452	1505	1522	1535	1552	1605	1622	1635	1652	1705	1722	1735	1752	1805	1822	1835
London Waterloo (East) (WAE)	1425	1438	1455	1508	1525	1538	1555	1608	1625	1638	1655	1708	1725	1738	1755	1808	1825	1838
London Cannon Street (CST)																		
London Bridge (LBG)	1430	1445	1500	1515	1530	1545	1600	1615	1630	1645	1700	1715	1730	1745	1800	1815	1830	1845
New Cross (NWX)																		
St Johns (SAJ)																		
Lewisham (LEW)		1454		1523		1553		1623		1653		1724		1754		1823		1854
Ladywell (LAD)	1439	1457	1509	1526	1539	1556	1609	1626	1639	1656	1709	1727	1739	1757	1809	1826	1839	1857
Catford Bridge (CFB)	1442	1459	1512	1529	1542	1559	1612	1629	1642	1659	1712	1729	1742	1759	1812	1829	1842	1900
Lower Sydenham (LSY)	1445	1502	1515	1532	1545	1602	1615	1632	1645	1702	1715	1732	1745	1802	1815	1832	1845	1903
New Beckenham (NBC)	1447	1505	1517	1534	1547	1604	1617	1634	1647	1704	1717	1735	1747	1805	1817	1834	1847	1905
Clock House (CLK)	1450	1507	1520	1537	1550	1607	1620	1637	1650	1707	1720	1737	1750	1807	1820	1837	1850	1908
Elmers End (ELE)	1453	1510	1523	1540	1553	1610	1623	1640	1653	1710	1723	1740	1753	1810	1823	1840	1853	1911
Eden Park (EDN)	1456	1514	1526	1543	1556	1613	1626	1643	1656	1713	1726	1744	1756	1814	1826	1843	1856	1914
West Wickham (WWI)	1459	1516	1529	1546	1559	1616	1629	1646	1659	1716	1729	1746	1759	1816	1829	1846	1859	1917
Hayes (HYS)	1504	1520	1534	1550	1604	1620	1634	1650	1704	1720	1734	1750	1804	1820	1834	1850	1904	1921










NOTES (see introductory pages for explanation of train operator codes and standard symbols)

- a Arrival time  
d Departure time

## London to Catford Bridge, Elmers End and Hayes

## Saturdays

Operator Train ID	SE	SE	SE	SE	SE	SE	SE	SE	SE	SE	SE	SE	SE	SE	SE	SE	SE	SE
	1V20	2V22	1V24	2V26	1V28	2V30	1V32	2V34	1V36	2V38	1V40	2V42	1V44	2V46	1V48	2V50	1V52	2V54
London Charing Cross (CHX)  d	1852	1905	1922	1935	1952	2005	2022	2035	2052	2105	2122	2135	2152	2205	2222	2235	2252	2305
London Waterloo (East) (WAE)  d	1855	1908	1925	1938	1955	2008	2025	2038	2055	2108	2125	2138	2155	2208	2225	2238	2255	2308
London Cannon Street (CST)  d																		
London Bridge (LBG)  d	1900	1915	1930	1945	2000	2015	2030	2045	2100	2115	2130	2145	2200	2215	2230	2245	2300	2315
New Cross (NWX)  d																		
St Johns (SAJ) d																		
Lewisham (LEW)   d		1924		1953		2024		2053		2123		2153		2223		2254		2323
Ladywell (LAD) d	1909	1927	1939	1956	2009	2027	2039	2056	2109	2126	2139	2156	2209	2226	2239	2257	2309	2326
Catford Bridge (CFB) d	1912	1929	1942	1959	2012	2029	2042	2059	2112	2129	2142	2159	2212	2229	2242	2300	2312	2329
Lower Sydenham (LSY) d	1915	1932	1945	2002	2015	2032	2045	2102	2115	2132	2145	2202	2215	2232	2245	2303	2315	2332
New Beckenham (NBC)  d	1917	1935	1947	2004	2017	2035	2047	2104	2117	2134	2147	2204	2217	2234	2247	2305	2317	2334
Clock House (CLK) d	1920	1937	1950	2007	2020	2037	2050	2107	2120	2137	2150	2207	2220	2237	2250	2308	2320	2337
Elmers End (ELE)  d	1923	1940	1953	2010	2023	2040	2053	2110	2123	2140	2153	2210	2223	2240	2253	2311	2323	2340
Eden Park (EDN) d	1926	1944	1956	2013	2026	2044	2056	2113	2126	2143	2156	2213	2226	2243	2256	2314	2326	2343
West Wickham (WWI) d	1929	1946	1959	2016	2029	2046	2059	2116	2129	2146	2159	2216	2229	2246	2259	2317	2329	2346
Hayes (HYS) a	1934	1950	2004	2020	2034	2050	2104	2120	2134	2150	2204	2220	2234	2250	2304	2320	2334	2350

Operator Train ID Days of operation/Notes	SE	SE	SE	SE
	1V56	2V58	1V60	2V62 SUM
London Charing Cross (CHX)  d	2322	2335	2352	0005
London Waterloo (East) (WAE)  d	2325	2338	2355	0008
London Cannon Street (CST)  d				
London Bridge (LBG)  d	2330	2345	0001	0015
New Cross (NWX)  d				
St Johns (SAJ) d				
Lewisham (LEW)   d		2353		0023
Ladywell (LAD) d	2339	2356	0009	0026
Catford Bridge (CFB) d	2342	2359	0012	0029
Lower Sydenham (LSY) d	2345	0002	0015	0032
New Beckenham (NBC)  d	2347	0004	0017	0034
Clock House (CLK) d	2350	0007	0020	0037
Elmers End (ELE)  d	2353	0010	0023	0040
Eden Park (EDN) d	2356	0013	0026	0043
West Wickham (WWI) d	2359	0016	0029	0046
Hayes (HYS) a	0004	0020	0034	0050

**NOTES** (see introductory pages for explanation of train operator codes and standard symbols)

a Arrival time  
d Departure time

SUM Sunday mornings

London to Catford Bridge, Elmers End and Hayes

Sundays

Operator Train ID	SE 2V58	SE 1V60	SE 2V62	SE 2V04	SE 2V06	SE 2V08	SE 2V10	SE 2V12	SE 2V14	SE 2V16	SE 2V18	SE 2V20	SE 2V22	SE 2V24	SE 2V26	SE 2V28	SE 2V30	SE 2V32
London Charing Cross (CHX)  4 d			0005	0735	0805	0835	0905	0935	1005	1035	1105	1135	1205	1235	1305	1335	1405	1435
London Waterloo (East) (WAE)  d			0008	0738	0808	0838	0908	0938	1008	1038	1108	1138	1208	1238	1308	1338	1408	1438
London Cannon Street (CST)  4 d																		
London Bridge (LBG)  4 d		0001	0015	0744	0814	0844	0914	0944	1014	1044	1114	1144	1214	1244	1314	1344	1414	1444
New Cross (NWX)  4 d																		
St Johns (SAJ) d																		
Lewisham (LEW)  4 d			0023	0754	0824	0854	0924	0954	1024	1054	1124	1154	1224	1254	1324	1354	1424	1454
Ladywell (LAD) d	0009	0026	0757	0827	0857	0927	0957	1027	1057	1127	1157	1227	1257	1327	1357	1427	1457	
Catford Bridge (CFB) d	0012	0029	0759	0829	0859	0929	0959	1029	1059	1129	1159	1229	1259	1329	1359	1429	1459	
Lower Sydenham (LSY) d	0002	0015	0032	0802	0832	0902	0932	1002	1032	1102	1132	1202	1232	1302	1332	1402	1432	1502
New Beckenham (NBC)  4 d	0004	0017	0034	0805	0835	0905	0935	1005	1035	1105	1135	1205	1235	1305	1335	1405	1435	1505
Clock House (CLK) d	0007	0020	0037	0807	0837	0907	0937	1007	1037	1107	1137	1207	1237	1307	1337	1407	1437	1507
Elmers End (ELE)  4 d	0010	0023	0040	0810	0840	0910	0940	1010	1040	1110	1140	1210	1240	1310	1340	1410	1440	1510
Eden Park (EDN) d	0013	0026	0043	0814	0844	0914	0944	1014	1044	1114	1144	1214	1244	1314	1344	1414	1444	1514
West Wickham (WWI) d	0016	0029	0046	0816	0846	0916	0946	1016	1046	1116	1146	1216	1246	1316	1346	1416	1446	1516
Hayes (HYS) a	0020	0034	0050	0820	0850	0920	0950	1020	1050	1120	1150	1220	1250	1320	1350	1420	1450	1520

Operator Train ID	SE 2V34	SE 2V36	SE 2V38	SE 2V40	SE 2V42	SE 2V44	SE 2V46	SE 2V48	SE 2V50	SE 2V52	SE 2V54	SE 2V56	SE 2V58	SE 2V60	SE 2V62	SE 2V64	SE 2V66	SE 2V68
London Charing Cross (CHX)  4 d	1505	1535	1605	1635	1705	1735	1805	1835	1905	1935	2005	2035	2105	2135	2205	2235	2305	2335
London Waterloo (East) (WAE)  d	1508	1538	1608	1638	1708	1738	1808	1838	1908	1938	2008	2038	2108	2138	2208	2238	2308	2338
London Cannon Street (CST)  4 d																		
London Bridge (LBG)  4 d	1514	1544	1614	1644	1714	1744	1814	1844	1914	1944	2014	2044	2114	2144	2214	2244	2314	2344
New Cross (NWX)  4 d																		
St Johns (SAJ) d																		
Lewisham (LEW)  4 d	1524	1554	1624	1654	1724	1754	1824	1854	1924	1954	2024	2054	2124	2154	2224	2254	2324	2354
Ladywell (LAD) d	1527	1557	1627	1657	1727	1757	1827	1857	1927	1957	2027	2057	2127	2157	2227	2257	2327	2357
Catford Bridge (CFB) d	1529	1559	1629	1659	1729	1759	1829	1859	1929	1959	2029	2059	2129	2159	2229	2259	2329	2359
Lower Sydenham (LSY) d	1532	1602	1632	1702	1732	1802	1832	1902	1932	2002	2032	2102	2132	2202	2232	2302	2332	0002
New Beckenham (NBC)  4 d	1535	1605	1635	1705	1735	1805	1835	1905	1935	2005	2035	2105	2135	2205	2235	2305	2335	0005
Clock House (CLK) d	1537	1607	1637	1707	1737	1807	1837	1907	1937	2007	2037	2107	2137	2207	2237	2307	2337	0007
Elmers End (ELE)  4 d	1540	1610	1640	1710	1740	1810	1840	1910	1940	2010	2040	2110	2140	2210	2240	2310	2340	0010
Eden Park (EDN) d	1544	1614	1644	1714	1744	1814	1844	1914	1944	2014	2044	2114	2144	2214	2244	2314	2344	0014
West Wickham (WWI) d	1546	1616	1646	1716	1746	1816	1846	1916	1946	2016	2046	2116	2146	2216	2246	2316	2346	0016
Hayes (HYS) a	1550	1620	1650	1720	1750	1820	1850	1920	1950	2020	2050	2120	2150	2220	2250	2320	2350	0020

NOTES (see introductory pages for explanation of train operator codes and standard symbols)

- a Arrival time
- d Departure time

Hayes, Elmers End and Catford Bridge to London

**Mondays to Fridays**

Operator Train ID Days of operation/Notes	SE 2K82 MX	SE 1K02	SE 2K04	SE 1K06	SE 2K08	SE 1K10	SE 2K12	SE 1K14	SE 2K16	SE 1K18	SE 2K20	SE 1K94	SE 1K22	SE 2K24	SE 1K26	SE 2K28	SE 1K30	SE 2K32	
Hayes (HYS)	d		0517	0530	0544	0600	0614	0630	0644	0700	0714	0730	0738	0744	0800	0815	0830	0844	0900
West Wickham (WWI)	d		0520	0533	0547	0603	0617	0633	0647	0703	0717	0733	0741	0747	0803	0818	0833	0847	0903
Eden Park (EDN)	d		0522	0535	0549	0605	0619	0635	0649	0705	0719	0735	0743	0749	0805	0820	0835	0849	0905
Elmers End (ELE)	d		0526	0540	0553	0610	0623	0640	0653	0710	0724	0740	0747	0753	0810	0824	0840	0853	0910
Clock House (CLK)	d		0528	0542	0555	0612	0625	0642	0655	0712	0726	0742	0750	0755	0812	0826	0842	0855	0912
New Beckenham (NBC)	d	0001	0531	0545	0558	0615	0628	0645	0658	0715	0729	0745	0753	0758	0815	0829	0845	0858	0915
Lower Sydenham (LSY)	d	0003	0533	0547	0600	0617	0630	0647	0700	0717	0732	0747	0755	0800	0817	0831	0847	0900	0917
Catford Bridge (CFB)	d	0006	0537	0550	0604	0620	0634	0650	0704	0720	0735	0750	0759	0804	0820	0835	0850	0904	0920
Ladywell (LAD)	d	0009	0539	0553	0606	0623	0636	0653	0706	0723	0738	0753	0801	0806	0822	0837	0853	0906	0923
Lewisham (LEW)	a	0015		0555		0627		0655		0725		0755			0825		0857		0926
St Johns (SAJ)	a																		
New Cross (NWX)	a																		
London Bridge (LBG)	a		0547	0605	0616	0635	0645	0704	0715	0734	0747	0804	0811	0817	0834	0850	0905	0915	0934
London Cannon Street (CST)	a																		
London Waterloo (East) (WAE)	a		0553	0610	0621	0640	0650	0710	0721	0739	0753	0809	0816	0822	0840	0855	0911	0921	0940
London Charing Cross (CHX)	a		0556	0615	0625	0644	0656	0714	0725	0743	0758	0815	0820	0826	0844	0859	0915	0925	0944

Operator Train ID	SE 1K34	SE 2K36	SE 1K38	SE 2K40	SE 1K42	SE 2K44	SE 1K46	SE 2K48	SE 1K50	SE 2K52	SE 1K54	SE 2K56	SE 1K58	SE 2K60	SE 1K62	SE 2K64	SE 1K66	SE 2K68	
Hayes (HYS)	d	0914	0930	0943	1000	1013	1030	1043	1100	1113	1130	1143	1200	1213	1230	1243	1300	1313	1330
West Wickham (WWI)	d	0918	0933	0947	1003	1017	1033	1047	1103	1117	1133	1147	1203	1217	1233	1247	1303	1317	1333
Eden Park (EDN)	d	0920	0935	0949	1005	1019	1035	1049	1105	1119	1135	1149	1205	1219	1235	1249	1305	1319	1335
Elmers End (ELE)	d	0924	0940	0953	1010	1023	1040	1053	1110	1123	1140	1153	1210	1223	1240	1253	1310	1323	1340
Clock House (CLK)	d	0926	0942	0955	1012	1025	1042	1055	1112	1125	1142	1155	1212	1225	1242	1255	1312	1325	1342
New Beckenham (NBC)	d	0929	0945	0958	1015	1028	1045	1058	1115	1128	1145	1158	1215	1228	1245	1258	1315	1328	1345
Lower Sydenham (LSY)	d	0931	0947	1000	1017	1030	1047	1100	1117	1130	1147	1200	1217	1230	1247	1300	1317	1330	1347
Catford Bridge (CFB)	d	0935	0950	1004	1020	1034	1050	1104	1120	1134	1150	1204	1220	1234	1250	1304	1320	1334	1350
Ladywell (LAD)	d	0937	0953	1006	1023	1036	1053	1106	1123	1136	1153	1206	1223	1236	1253	1306	1323	1336	1353
Lewisham (LEW)	a		0956		1026		1055		1125		1155		1225		1255		1325		1356
St Johns (SAJ)	a																		
New Cross (NWX)	a																		
London Bridge (LBG)	a	0946	1004	1014	1034	1044	1104	1114	1134	1144	1204	1214	1234	1244	1304	1314	1335	1344	1405
London Cannon Street (CST)	a																		
London Waterloo (East) (WAE)	a	0952	1010	1020	1040	1050	1110	1120	1140	1150	1210	1220	1240	1250	1310	1320	1340	1350	1410
London Charing Cross (CHX)	a	0955	1014	1024	1044	1054	1114	1124	1144	1154	1214	1224	1244	1254	1314	1324	1344	1354	1414

Operator Train ID	SE 1K70	SE 2K72	SE 1K74	SE 2K76	SE 1K78	SE 2K80	SE 1K82	SE 2K84	SE 1K86	SE 2K88	SE 1K02	SE 2K04	SE 1K06	SE 2K08	SE 1K10	SE 2K12	SE 1K14	SE 2K16	
Hayes (HYS)	d	1343	1400	1413	1430	1443	1500	1513	1530	1543	1600	1613	1630	1643	1700	1713	1730	1743	1800
West Wickham (WWI)	d	1347	1403	1417	1433	1447	1503	1517	1533	1547	1603	1617	1633	1647	1703	1717	1733	1747	1803
Eden Park (EDN)	d	1349	1405	1419	1435	1449	1505	1519	1535	1549	1605	1619	1635	1649	1705	1719	1735	1749	1805
Elmers End (ELE)	d	1353	1410	1423	1440	1453	1510	1523	1540	1553	1610	1623	1640	1653	1710	1723	1740	1753	1810
Clock House (CLK)	d	1355	1412	1425	1442	1455	1512	1525	1542	1555	1612	1625	1642	1655	1712	1725	1742	1755	1812
New Beckenham (NBC)	d	1358	1415	1428	1445	1458	1515	1528	1545	1558	1615	1628	1645	1658	1715	1728	1745	1758	1815
Lower Sydenham (LSY)	d	1400	1417	1430	1447	1500	1517	1530	1547	1600	1617	1630	1647	1700	1717	1730	1747	1800	1817
Catford Bridge (CFB)	d	1404	1420	1434	1450	1504	1520	1534	1550	1604	1620	1634	1650	1704	1720	1734	1750	1804	1820
Ladywell (LAD)	d	1406	1423	1436	1453	1506	1523	1536	1553	1606	1622	1636	1653	1706	1723	1736	1753	1806	1823
Lewisham (LEW)	a		1425		1455		1525		1555		1625		1655		1725		1755		1825
St Johns (SAJ)	a																		
New Cross (NWX)	a																		
London Bridge (LBG)	a	1415	1434	1444	1504	1514	1534	1544	1604	1614	1634	1645	1704	1715	1734	1745	1804	1816	1834
London Cannon Street (CST)	a																		
London Waterloo (East) (WAE)	a	1421	1440	1450	1510	1520	1540	1550	1610	1620	1639	1650	1710	1720	1740	1750	1810	1822	1839
London Charing Cross (CHX)	a	1425	1444	1454	1514	1524	1544	1554	1614	1626	1644	1654	1714	1724	1744	1754	1814	1825	1843










NOTES (see introductory pages for explanation of train operator codes and standard symbols)










- a Arrival time
- d Departure time
- MX Not Mondays



## Hayes, Elmers End and Catford Bridge to London

## Mondays to Fridays

Operator Train ID Days of operation/Notes	SE 1K18	SE 2K20	SE 2K22	SE 2K24	SE 1K26	SE 2K28	SE 1K30	SE 2K32	SE 1K34	SE 2K36	SE 1K38	SE 2K40	SE 1K42	SE 2K44	SE 1K46	SE 2K48	SE 1K50	SE 2K51 MTO	
Hayes (HYS)	d	1814	1830	1843	1900	1913	1930	1943	2000	2013	2030	2043	2100	2113	2130	2143	2200	2213	2230
West Wickham (WWI)	d	1818	1833	1847	1903	1917	1933	1947	2003	2017	2033	2047	2103	2117	2133	2147	2203	2217	2233
Eden Park (EDN)	d	1820	1835	1849	1905	1919	1935	1949	2005	2019	2035	2049	2105	2119	2135	2149	2205	2219	2235
Elmers End (ELE)	 d	1824	1840	1853	1910	1923	1940	1953	2010	2023	2040	2053	2110	2123	2140	2153	2210	2223	2240
Clock House (CLK)	d	1826	1842	1855	1912	1925	1942	1955	2012	2025	2042	2055	2112	2125	2142	2155	2212	2225	2242
New Beckenham (NBC)	 d	1829	1845	1858	1915	1928	1945	1958	2015	2028	2045	2058	2115	2128	2145	2158	2215	2228	2245
Lower Sydenham (LSY)	d	1831	1847	1900	1917	1930	1947	2000	2017	2030	2047	2100	2117	2130	2147	2200	2217	2230	2247
Catford Bridge (CFB)	d	1835	1850	1904	1920	1934	1950	2004	2020	2034	2050	2104	2120	2134	2150	2204	2220	2234	2250
Ladywell (LAD)	d	1837	1853	1906	1923	1936	1953	2006	2023	2036	2053	2106	2123	2136	2153	2206	2223	2236	2252
Lewisham (LEW)	  a		1856		1925		1955		2025		2055		2127		2155		2225		2255
St Johns (SAJ)	a																		
New Cross (NWX)	 a																		
London Bridge (LBG)	 a	1846	1904	1916	1934	1945	2004	2015	2036	2044	2104	2114	2135	2144	2204	2214	2234	2244	2303
London Cannon Street (CST)	 a																		2308
London Waterloo (East) (WAE)	 a	1852	1910	1921	1940	1950	2010	2021	2041	2050	2110	2120	2140	2150	2210	2220	2240	2250	
London Charing Cross (CHX)	 a	1855	1914	1925	1944	1954	2014	2025	2045	2054	2114	2124	2144	2154	2214	2224	2244	2254	

Operator Train ID Days of operation/Notes	SE 2K52 MTX	SE 1K54	SE 2K55 MTO	SE 2K56 MTX	SE 2K57 MTO	SE 1K58 MTX	SE 2K59 WTHX	SE 2K60 WTHO	SE 2K82	
Hayes (HYS)	d	2230	2243	2300	2300	2313	2313	2330	2330	2345
West Wickham (WWI)	d	2233	2247	2303	2303	2317	2317	2333	2333	2349
Eden Park (EDN)	d	2235	2249	2305	2305	2319	2319	2335	2335	2351
Elmers End (ELE)	 d	2240	2253	2310	2310	2323	2323	2340	2340	2355
Clock House (CLK)	d	2242	2255	2312	2312	2325	2325	2342	2342	2357
New Beckenham (NBC)	 d	2245	2258	2315	2315	2328	2328	2345	2345	0001
Lower Sydenham (LSY)	d	2247	2300	2317	2317	2330	2330	2347	2347	0003
Catford Bridge (CFB)	d	2250	2304	2320	2320	2334	2334	2350	2350	0006
Ladywell (LAD)	d	2253	2306	2323	2323	2336	2336	2352	2353	0009
Lewisham (LEW)	  a	2256		2325	2325			2355	2355	0015
St Johns (SAJ)	a									
New Cross (NWX)	 a									
London Bridge (LBG)	 a	2305	2314	2333	2334	2345	2347	0003	0004	
London Cannon Street (CST)	 a			2338	2349			0008		
London Waterloo (East) (WAE)	 a	2310	2320		2340	2353		0010		
London Charing Cross (CHX)	 a	2314	2326		2344	2357		0014		

NOTES (see introductory pages for explanation of train operator codes and standard symbols)

a Arrival time  
d Departure time













MTO Mondays and Tuesdays only  
MTX Not Mondays and Tuesdays  
WTHO Wednesdays and Thursdays only  
WTHX Not Wednesdays and Thursdays

















Hayes, Elmers End and Catford Bridge to London

Sundays

Operator Train ID	SE 2K62	SE 2K04	SE 2K06	SE 2K08	SE 2K10	SE 2K12	SE 2K14	SE 2K16	SE 2K18	SE 2K20	SE 2K22	SE 2K24	SE 2K26	SE 2K28	SE 2K30	SE 2K32	SE 2K34	SE 2K36	
Hayes (HYS)	d	0730	0800	0830	0900	0930	1000	1030	1100	1130	1200	1230	1300	1330	1400	1430	1500	1530	
West Wickham (WWI)	d	0733	0803	0833	0903	0933	1003	1033	1103	1133	1203	1233	1303	1333	1403	1433	1503	1533	
Eden Park (EDN)	d	0735	0805	0835	0905	0935	1005	1035	1105	1135	1205	1235	1305	1335	1405	1435	1505	1535	
Elmers End (ELE)	 d	0740	0810	0840	0910	0940	1010	1040	1110	1140	1210	1240	1310	1340	1410	1440	1510	1540	
Clock House (CLK)	d	0742	0812	0842	0912	0942	1012	1042	1112	1142	1212	1242	1312	1342	1412	1442	1512	1542	
New Beckenham (NBC)	 d	0745	0815	0845	0915	0945	1015	1045	1115	1145	1215	1245	1315	1345	1415	1445	1515	1545	
Lower Sydenham (LSY)	d	0747	0817	0847	0917	0947	1017	1047	1117	1147	1217	1247	1317	1347	1417	1447	1517	1547	
Catford Bridge (CFB)	d	0002	0750	0820	0850	0920	0950	1020	1050	1120	1150	1220	1250	1320	1350	1420	1450	1520	1550
Ladywell (LAD)	d	0004	0753	0823	0853	0923	0953	1023	1053	1123	1153	1223	1253	1323	1353	1423	1453	1523	1553
Lewisham (LEW)	  a	0007	0755	0825	0855	0925	0955	1025	1055	1125	1155	1225	1255	1325	1355	1425	1455	1525	1555
St Johns (SAJ)	a																		
New Cross (NWX)	 a																		
London Bridge (LBG)	  a		0804	0834	0904	0934	1004	1034	1104	1134	1204	1234	1304	1334	1404	1434	1504	1534	1604
London Cannon Street (CST)	  a																		
London Waterloo (East) (WAE)	 a		0810	0840	0910	0940	1010	1040	1110	1140	1210	1240	1310	1340	1410	1440	1510	1540	1610
London Charing Cross (CHX)	  a		0814	0844	0914	0944	1014	1044	1114	1144	1214	1244	1314	1344	1414	1444	1514	1544	1614

Operator Train ID	SE 2K38	SE 2K40	SE 2K42	SE 2K44	SE 2K46	SE 2K48	SE 2K50	SE 2K52	SE 2K54	SE 2K56	SE 2K58	SE 2K60	SE 2K62	SE 2K64	SE 2K66	SE 2K68	
Hayes (HYS)	d	1600	1630	1700	1730	1800	1830	1900	1930	2000	2030	2100	2130	2200	2230	2300	2330
West Wickham (WWI)	d	1603	1633	1703	1733	1803	1833	1903	1933	2003	2033	2103	2133	2203	2233	2303	2333
Eden Park (EDN)	d	1605	1635	1705	1735	1805	1835	1905	1935	2005	2035	2105	2135	2205	2235	2305	2335
Elmers End (ELE)	 d	1610	1640	1710	1740	1810	1840	1910	1940	2010	2040	2110	2140	2210	2240	2310	2340
Clock House (CLK)	d	1612	1642	1712	1742	1812	1842	1912	1942	2012	2042	2112	2142	2212	2242	2312	2342
New Beckenham (NBC)	 d	1615	1645	1715	1745	1815	1845	1915	1945	2015	2045	2115	2145	2215	2245	2315	2345
Lower Sydenham (LSY)	d	1617	1647	1717	1747	1817	1847	1917	1947	2017	2047	2117	2147	2217	2247	2317	2347
Catford Bridge (CFB)	d	1620	1650	1720	1750	1820	1850	1920	1950	2020	2050	2120	2150	2220	2250	2320	2350
Ladywell (LAD)	d	1623	1653	1723	1753	1823	1853	1923	1953	2023	2053	2123	2153	2223	2253	2323	2353
Lewisham (LEW)	  a	1625	1655	1725	1755	1825	1855	1925	1955	2025	2055	2125	2155	2225	2255	2325	2355
St Johns (SAJ)	a																
New Cross (NWX)	 a																
London Bridge (LBG)	  a	1634	1704	1734	1804	1834	1904	1934	2004	2034	2104	2134	2204	2234	2304	2334	0004
London Cannon Street (CST)	  a																
London Waterloo (East) (WAE)	 a	1640	1710	1740	1810	1840	1910	1940	2010	2040	2110	2140	2210	2240	2310	2340	0010
London Charing Cross (CHX)	  a	1644	1714	1744	1814	1844	1914	1944	2014	2044	2114	2144	2214	2244	2314	2344	0014

NOTES (see introductory pages for explanation of train operator codes and standard symbols)

- a Arrival time
- d Departure time