

Leamington Spa to Warwick and Stratford-upon-Avon

Mondays to Fridays

Operator Train ID Days of operation/Notes	CH	CH	LM	LM	CH	CH	LM	LM	LM	CH	CH	CH	CH	CH	LM	LM	LM	
	1R71 MX A	1R73 MX A	2V04 B	2D00	1R01 C	2R03 A	2D01 D	2S05 E	2D07 F	1R05 A	2D06	1G07 G	2R08 A	1R10 A	1G12 G	2S13 H	2D15 J	2S21 F
London Marylebone (MYB) d										0604		0631		0707	0735			
Leamington Spa (LMS)	d	0022	0545	0555	0625	0658				0728	0739	0801	0806	0830	0901			
Warwick (WRW)	d	0004	0026	0549	0629	0703				0732	0744	0805	0811	0835	0905			
Warwick Parkway (WRP)	d	0007a	0029a	0552	0633	0706				0736		0808a		0838a	0908a			
Hatton (HTN)	d		0556a		0638a	0711a				0741a	0752		0816a					
Claverdon (CLV)	d										0757							
Bearley (BER)	d										0803							
Wilmcote (WMC)	d						0639	0727			0807				0827		0927	
Stratford Parkway (STY)	d			0614			0642	0730	0739		0810				0830	0839	0930	
Stratford-upon-Avon (SAV)	a			0617			0646	0734	0743		0813				0834	0846	0934	

Operator Train ID Days of operation/Notes	LM	CH	CH	CH	CH	CH	CH	LM	LM	LM	LM	CH	CH	CH	CH	CH	CH	LM
	2D23 K	1R14 A	2D15	1G15 G	2R16 A	1R17 A	1G19 G	2S29 F	2D31 K	2S37 F	2D39 K	1R21 A	2D22	1G23 G	2R24 A	1R25 A	1G27 G	2S45 F
London Marylebone (MYB) d		0807		0835		0905	0936					1006		1036		1106	1136	
Leamington Spa (LMS)	d	0930	0939	1000	1006	1030	1100					1130	1139	1200	1206	1230	1300	
Warwick (WRW)	d	0935	0944	1004	1011	1035	1104					1135	1144	1204	1211	1235	1304	
Warwick Parkway (WRP)	d	0938a		1007a	1038a	1107a						1138a		1207a	1238a	1307a		
Hatton (HTN)	d		0952		1016a								1152		1216a			
Claverdon (CLV)	d		0957										1157					
Bearley (BER)	d		1003										1203					
Wilmcote (WMC)	d		1007					1027		1127			1207					1227
Stratford Parkway (STY)	d	0939		1010				1030	1039	1130	1139		1210					1230
Stratford-upon-Avon (SAV)	a	0943		1013				1034	1046	1134	1143		1213					1234

Operator Train ID Days of operation/Notes	LM	LM	LM	CH	CH	CH	CH	CH	CH	LM	LM	LM	LM	CH	CH	CH	CH	CH
	2D47 J	2S53 F	2D55 K	1R29 A	2D30	1G31 G	2R32 A	1R33 A	1G35 G	2S61 F	2D63 K	2S69 F	2D71 K	1R37 A	2D38	1G39 G	2R40 A	1R41 A
London Marylebone (MYB) d				1206		1236		1306	1336					1406		1436		1505
Leamington Spa (LMS)	d			1330	1339	1400	1406	1430	1500					1530	1540	1600	1606	1630
Warwick (WRW)	d			1335	1344	1404	1411	1435	1504					1535	1545	1604	1611	1635
Warwick Parkway (WRP)	d			1338a		1407a		1438a	1507a					1538a		1607a		1638a
Hatton (HTN)	d				1352		1416a								1553		1616a	
Claverdon (CLV)	d				1357										1558			
Bearley (BER)	d				1403										1604			
Wilmcote (WMC)	d	1327			1407				1427		1527				1608			
Stratford Parkway (STY)	d	1239	1330	1339		1410			1430	1438	1530	1539			1611			
Stratford-upon-Avon (SAV)	a	1246	1334	1343		1413			1434	1442	1534	1543			1614			

Operator Train ID Days of operation/Notes	CH	LM	LM	LM	LM	CH	CH	CH	CH	CH	LM	LM	LM	LM	CH	CH	CH	CH
	1G43 G	2S77 F	2D79 K	2S85 F	2D87 K	1R45 A	2D46	1G47 G	2R48 A	1K49 L	1G51 G	2S93 F	2D95 K	2S01 F	1K53 L	2D53	1G55 G	2R56 A
London Marylebone (MYB) d	1536					1607		1637		1707	1737				1807		1837	
Leamington Spa (LMS)	d	1700				1730	1739	1800	1807	1830	1900				1930	1939	2000	2006
Warwick (WRW)	d	1704				1735	1744	1804	1812	1835	1904				1935	1944	2004	2011
Warwick Parkway (WRP)	d	1707a				1738a		1807a		1838a	1907a				1938a		2007a	
Hatton (HTN)	d						1752		1817a							1952		2016a
Claverdon (CLV)	d			1632x		1732x		1757								1957		
Bearley (BER)	d			1637x		1737x		1803								2003		
Wilmcote (WMC)	d	1627		1727		1807					1827		1927			2007		
Stratford Parkway (STY)	d	1630	1643	1730	1743	1810					1830	1839	1930			2010		
Stratford-upon-Avon (SAV)	a	1634	1647	1734	1747	1813					1834	1847	1934			2013		

For the complete service between London and Leamington Spa see table 113


NOTES (see introductory pages for explanation of train operator codes and standard symbols)

- a Arrival time MX Not Mondays
d Departure time
x Stops on request

- A To Birmingham Moor Street, see table 073
B To Worcester Foregate Street, see table 073
C From Bicester North to Birmingham Moor Street, see table 113
D From Birmingham Snow Hill, see table 073
E From Birmingham Moor Street, see table 073
F From Kidderminster, see table 073
G To Birmingham Snow Hill, see table 073
H From Stourbridge Junction, see table 073
J From Worcester Shrub Hill, see table 073
K From Worcester Foregate Street, see table 073
L To Kidderminster, see table 073

Leamington Spa to Warwick and Stratford-upon-Avon

Mondays to Fridays

Operator Train ID Days of operation/Notes	CH 1R58 A	CH 1G59 G	CH 1R61 A	LM 2S09 F	LM 2S15 K	LM 2S23 K	CH 1G63 G	CH 2D64	CH 1J65 M	CH 1R67 A	CH 1R69 A	CH 1R71 A	CH 1R73 A	LM 2S29 K
London Marylebone (MYB)  d	1906	1936	2005				2036		2105	2136	2205	2231	2307	
Leamington Spa (LMS) d	2030	2100	2130				2200	2211	2230	2300	2330	2359	0022	
Warwick (WRW) d	2035	2104	2135				2204	2216	2234	2304	2334	0004	0026	
Warwick Parkway (WRP) d	2038a	2107a	2138a				2207a		2239	2307a	2337a	0007a	0030	
Hatton (HTN) d								2224	2244a					
Claverdon (CLV) d								2229						
Bearley (BER) d								2235						
Wilmcote (WMC) d				2027	2113	2218		2239						2313
Stratford Parkway (STY) d				2030	2117	2222		2242						2317
Stratford-upon-Avon (SAV) a				2034	2121	2229		2246						2321

NOTES (see introductory pages for explanation of train operator codes and standard symbols)

a Arrival time
d Departure time

A To Birmingham Moor Street, see table 073
F From Kidderminster, see table 073
G To Birmingham Snow Hill, see table 073
K From Worcester Foregate Street, see table 073
M To Stourbridge Junction, see table 073

Leamington Spa to Warwick and Stratford-upon-Avon

Saturdays

Operator Train ID Days of operation/Notes	CH 1R71 A	CH 1R73 A	CH 1R01 B	LM 2V06 C	CH 1R05 D	LM 2B16 E	LM 2S01 F	LM 2D03 G	LM 2S09 H	LM 2D11 G	CH 1R10 A	CH 2D11	CH 1R14 A	CH 1R16 A	LM 2S17 J	LM 2D19 F	LM 2S25 J	LM 2D27 G
London Marylebone (MYB) d											0702		0802	0832				
Leamington Spa (LMS)	d	0022	0621	0644	0726	0800					0830	0839	0926	1000				
Warwick (WRW)	d	0004	0026	0626	0648	0731	0804				0835	0844	0931	1005				
Warwick Parkway (WRP)	d	0007a	0029a	0629a	0650	0734	0807				0838a		0935	1008a				
Hatton (HTN)	d			0654	0739a	0811a						0852	0940a					
Claverdon (CLV)	d											0857				0932x		1032x
Bearley (BER)	d											0902				0937x		1037x
Wilmcote (WMC)	d						0718		0827			0907			0927		1027	
Stratford Parkway (STY)	d						0722	0737	0830	0838		0910			0930	0943	1030	1043
Stratford-upon-Avon (SAV)	a						0726	0741	0834	0842		0913			0934	0947	1034	1047

Operator Train ID Days of operation/Notes	CH 1R17 A	CH 2D18	CH 1R19 A	CH 1R21 A	CH 1R23 A	LM 2S33 J	LM 2D35 K	LM 2S41 J	LM 2D43 K	CH 1R25 A	CH 2D26	CH 1R27 A	CH 1R29 A	CH 1R31 A	LM 2S49 J	LM 2D51 K	LM 2S57 J	LM 2D59 K
London Marylebone (MYB) d	0902		0932	1002	1032					1102		1132	1202	1232				
Leamington Spa (LMS)	d	1027	1039	1100	1126	1201				1227	1239	1300	1326	1400				
Warwick (WRW)	d	1033	1044	1105	1131	1206				1233	1244	1305	1331	1405				
Warwick Parkway (WRP)	d	1036a		1108a	1135	1209a				1236a		1308a	1335	1408a				
Hatton (HTN)	d		1052		1140a						1252		1340a					
Claverdon (CLV)	d		1057								1257							
Bearley (BER)	d		1102								1302							
Wilmcote (WMC)	d		1107			1127					1307				1327		1427	
Stratford Parkway (STY)	d		1110			1130	1139	1228	1239		1310				1330	1343	1430	1443
Stratford-upon-Avon (SAV)	a		1113			1134	1146	1232	1243		1313				1334	1347	1434	1447

Operator Train ID Days of operation/Notes	CH 1R33 A	CH 2D34	CH 1R35 A	CH 1R37 A	CH 1R39 A	LM 2S65 J	LM 2D67 K	LM 2S73 J	LM 2D75 K	CH 1R41 A	CH 2D42	CH 1R43 A	CH 1R45 A	CH 1R47 A	LM 2S81 J	LM 2D83 K	LM 2S89 J	LM 2D91 K
London Marylebone (MYB) d	1302		1332	1402	1432					1502		1532	1602	1632				
Leamington Spa (LMS)	d	1427	1439	1500	1527	1600				1627	1639	1700	1726	1800				
Warwick (WRW)	d	1433	1444	1505	1531	1605				1633	1644	1705	1731	1805				
Warwick Parkway (WRP)	d	1436a		1508a	1535	1608a				1636a		1708a	1735	1808a				
Hatton (HTN)	d		1452		1540a						1652		1740a					
Claverdon (CLV)	d		1457						1632x		1657					1732x		1832x
Bearley (BER)	d		1502						1637x		1702					1737x		1837x
Wilmcote (WMC)	d		1507			1527		1627			1707				1727		1827	
Stratford Parkway (STY)	d		1510			1530	1539	1630	1643		1710				1730	1743	1830	1843
Stratford-upon-Avon (SAV)	a		1513			1534	1546	1634	1647		1713				1734	1747	1834	1847

Operator Train ID Days of operation/Notes	CH 1R49 A	CH 2D50	CH 1K51 L	CH 1R53 A	CH 1R55 A	LM 2S97 J	LM 2S05 J	CH 1R58 A	CH 2D59	CH 1K59 L	CH 1R61 A	CH 1R63 A	CH 1R65 A	LM 2S13 J	CH 1R69 A	LM 2S21 J	LM 2S25 K
London Marylebone (MYB) d	1702		1732	1802	1832			1902		1932	2002	2032	2102		2202		
Leamington Spa (LMS)	d	1827	1839	1900	1926	2000		2027	2039	2100	2126	2200	2226		2327		
Warwick (WRW)	d	1833	1844	1905	1931	2005		2033	2044	2105	2131	2205	2231		2332		
Warwick Parkway (WRP)	d	1836a		1908a	1935	2008a		2036a		2108a	2135	2208a	2235		2335a		
Hatton (HTN)	d		1852		1940a					2052	2140a		2240a				
Claverdon (CLV)	d		1857							2057							
Bearley (BER)	d		1902							2102							
Wilmcote (WMC)	d		1907				1927	2027		2107				2127		2227	2313
Stratford Parkway (STY)	d		1910				1930	2030		2110				2130		2230	2316
Stratford-upon-Avon (SAV)	a		1913				1934	2034		2113				2134		2234	2320


NOTES (see introductory pages for explanation of train operator codes and standard symbols)


- a Arrival time
d Departure time
x Stops on request

- A To Birmingham Moor Street, see table 073
B From Banbury to Birmingham Moor Street, see table 113
C To Worcester Shrub Hill, see table 073
D From High Wycombe to Birmingham Moor Street, see table 113
E To Birmingham Snow Hill, see table 073
F From Birmingham Snow Hill, see table 073
G From Worcester Shrub Hill, see table 073
H From Stourbridge Junction, see table 073
J From Kidderminster, see table 073
K From Worcester Foregate Street, see table 073
L To Kidderminster, see table 073

Leamington Spa to Warwick and Stratford-upon-Avon

Sundays

Operator Train ID Days of operation/Notes	CH 1R14 A	LM 2S98 B	LM 2S02 B	CH 1R17 A	CH 2D18	CH 1R21 A	CH 1R25 A	LM 2S04 C	LM 2S06 D	LM 2S08 C	CH 1R29 A	CH 2D30	CH 1R31 A	CH 1R33 A	LM 2S10 C	LM 2S12 C	CH 1R37 A	CH 2D38
London Marylebone (MYB)  d	0800			0900		1000	1100				1200		1237	1300			1400	
Leamington Spa (LMS)	d 0928			1031	1044	1127	1231				1327	1340	1357	1431			1527	1540
Warwick (WRW)	d 0933			1037	1049	1131	1237				1331	1345	1401	1437			1531	1545
Warwick Parkway (WRP)	d 0938			1041a		1135	1241a				1335		1404a	1441a			1535	
Hatton (HTN)	d 0943a				1057	1140a					1340a	1353					1540a	1553
Claverdon (CLV)	d																	
Bearley (BER)	d																	
Wilmcote (WMC)	d		1012		1107			1112	1212	1312		1403			1412	1512		1603
Stratford Parkway (STY)	d	0908	1015		1110			1115	1215	1315		1406			1415	1515		1606
Stratford-upon-Avon (SAV)	a	0911	1018		1115			1121	1218	1318		1411			1418	1518		1611

Operator Train ID Days of operation/Notes	CH 1R41 A	CH 1R45 A	LM 2S14 C	LM 2S16 C	CH 2D46	CH 1K51 E	LM 2S18 C	LM 2S20 C	CH 1R53 A	CH 2D54	CH 1R55 A	CH 1R58 A	CH 1K59 E	CH 1R61 A	CH 1R65 A	CH 1R69 A
London Marylebone (MYB)  d	1500	1600				1700			1800		1837	1900	1937	2000	2100	2208
Leamington Spa (LMS)	d 1631	1727			1740	1827			1927	1940	1958	2028	2058	2132	2225	2328
Warwick (WRW)	d 1637	1731			1745	1832			1931	1945	2003	2034	2103	2136	2231	2333
Warwick Parkway (WRP)	d 1641a	1735				1836a			1935		2006a	2038a	2106a	2140	2235a	2336a
Hatton (HTN)	d	1740a			1753				1940a	1953				2145a		
Claverdon (CLV)	d															
Bearley (BER)	d															
Wilmcote (WMC)	d		1612	1712	1803		1811	1910		2003						
Stratford Parkway (STY)	d		1615	1715	1806		1815	1913		2006						
Stratford-upon-Avon (SAV)	a		1618	1718	1811		1818	1916		2011						


NOTES (see introductory pages for explanation of train operator codes and standard symbols)


- a Arrival time
- d Departure time


- A To Birmingham Moor Street, see table 073
- B From Birmingham Snow Hill, see table 073
- C From Worcester Foregate Street, see table 073
- D From Worcester Shrub Hill, see table 073
- E To Kidderminster, see table 073


Stratford-upon-Avon and Warwick to Leamington Spa

Mondays to Fridays

Operator Train ID Days of operation/Notes	LM 2H35 MX A	CH 2U90 MX B	CH 1H04 C	CH 1H08 C	LM 2V08 D	CH 1H10 C	CH 2L13	CH 1H14 F	LM 2K14 E	LM 2V16 D	CH 1H17 C	LM 2K22 E	CH 2L21 C	LM 2V24 D	CH 1H22 C	CH 1H25 G	CH 2L26	CH 1H27 C
Stratford-upon-Avon (SAV)	d				0608		0633		0643	0708		0743		0808			0833	
Stratford Parkway (STY)	d				0611		0637		0646	0711a		0746		0811a			0837	
Wilmcote (WMC)	d				0614		0640		0649a			0749a					0840	
Bearley (BER)	d				0617x		0644										0844	
Claverdon (CLV)	d				0622a		0650										0850	
Hatton (HTN)	d						0656						0744				0857	
Warwick Parkway (WRP)	d	0001	0009	0538	0608		0638	0710			0739				0809	0840		0910
Warwick (WRW)	d	0005	0013	0541	0611		0641	0703	0714		0743		0750		0814	0844	0905	0914
Leamington Spa (LMS)	a	0009	0018	0546	0616		0646	0707	0719		0750		0756		0819	0849	0909	0920
London Marylebone (MYB)  a				0710	0745		0807		0841		0910				0945	1022		1042

Operator Train ID Days of operation/Notes	LM 2K30 E	LM 2V32 D	CH 1H28 H	LM 2K38 E	CH 2L29 C	LM 2V40 D	CH 1H30 C	CH 1H32 H	CH 2L32	CH 1H33 C	LM 2K46 E	LM 2V48 D	CH 1H35 H	LM 2K54 E	CH 2L36 C	LM 2V56 D	CH 1H41 C	CH 1H43 H
Stratford-upon-Avon (SAV)	d	0843	0908		0943		1008			1033		1043	1105		1143		1208	
Stratford Parkway (STY)	d	0846	0911a		0946		1011a			1037		1046	1109		1146		1211a	
Wilmcote (WMC)	d	0849a			0949a					1040		1049a	1112		1149a			
Bearley (BER)	d									1044			1115x					
Claverdon (CLV)	d									1050			1120a					
Hatton (HTN)	d					0944			1056								1144	
Warwick Parkway (WRP)	d			0938			1011	1038		1110			1138				1210	1238
Warwick (WRW)	d			0941		0950	1015	1042	1104	1114			1141		1150		1214	1241
Leamington Spa (LMS)	a			0946		0956	1022	1048	1108	1120			1146		1156		1219	1246
London Marylebone (MYB)  a				1117			1145	1216		1240			1315				1340	1415

Operator Train ID Days of operation/Notes	CH 2L44	CH 1H45 C	LM 2K62 E	LM 2V64 J	CH 1H47 H	LM 2K70 E	CH 2L48 C	LM 2V72 D	CH 1H48 C	CH 1H51 H	CH 2L52	CH 1H53 C	LM 2K78 E	LM 2V80 D	CH 1H56 H	LM 2K86 E	CH 2L56 C	LM 2V88 D	
Stratford-upon-Avon (SAV)	d	1233		1243	1308		1343		1406			1433		1443	1506		1543		1606
Stratford Parkway (STY)	d	1237		1246	1311a		1346		1410			1437		1446	1510		1546		1610
Wilmcote (WMC)	d	1240		1249a			1349a		1413a			1440		1449a	1513a		1549a		1613a
Bearley (BER)	d	1244										1444							
Claverdon (CLV)	d	1250										1450							
Hatton (HTN)	d	1256						1344				1456						1544	
Warwick Parkway (WRP)	d		1310			1339			1410	1439		1510			1538				
Warwick (WRW)	d	1304	1314			1343		1350	1414	1442	1503	1514			1542		1550		
Leamington Spa (LMS)	a	1309	1320			1348		1356	1419	1448	1507	1519			1548		1556		
London Marylebone (MYB)  a			1440			1515			1540	1616		1645			1715				

Operator Train ID Days of operation/Notes	CH 1H62 C	CH 1H64 H	CH 2L65	CH 1H66 C	LM 2K94 E	LM 2V96 D	CH 1H68 H	LM 2K02 E	CH 2L69 C	CH 1H72 C	LM 2V04 D	CH 1H74 H	CH 2L73	CH 1H75 C	LM 2K10 E	LM 2V12 D	LM 2H03 K	CH 1H77 H
Stratford-upon-Avon (SAV)	d			1633		1643	1708		1743			1806		1833		1843	1908	
Stratford Parkway (STY)	d			1637		1646	1711a		1746			1810		1837		1846	1911a	
Wilmcote (WMC)	d			1640		1649a			1749a					1840		1849a		
Bearley (BER)	d			1644								1814x		1844				
Claverdon (CLV)	d			1650								1819a		1850				
Hatton (HTN)	d			1656	1706				1744	1806				1856				1926
Warwick Parkway (WRP)	d	1610	1638		1711			1739		1811		1838		1910				1930
Warwick (WRW)	d	1614	1642	1703	1714			1743		1750	1814	1841	1903	1914				1935
Leamington Spa (LMS)	a	1619	1648	1707	1719			1748		1756	1819	1846	1907	1920				1943
London Marylebone (MYB)  a		1742	1818		1842			1917				1942		2018		2042		2115

NOTES (see introductory pages for explanation of train operator codes and standard symbols)


- a Arrival time
d Departure time
x Stops on request

- A From Worcester Shrub Hill, see table 073
B From Birmingham Snow Hill to Banbury, see table 113
C From Birmingham Moor Street, see table 073
D To Worcester Foregate Street, see table 073
E To Kidderminster, see table 073
F From Stourbridge Junction, see table 073
G From Kidderminster, see table 073
H From Birmingham Snow Hill, see table 073
J To Worcester Shrub Hill, see table 073
K From Worcester Foregate Street, see table 073

MX Not Mondays

Stratford-upon-Avon and Warwick to Leamington Spa

Mondays to Fridays

Operator Train ID Days of operation/Notes	CH	LM	CH	CH	LM	CH	CH	CH	CH	LM	LM	CH	CH	LM	LM	CH
	2L78 C	2V18 J	1H79 C	1H81 H	2V22 J	1H83 C	1H84 H	2L85 C	2H86	2V26 J	2B30 L	2U88 B	2U89 M	2B32 L	2H35 A	2U90 TSM B
Stratford-upon-Avon (SAV) d		2001			2101				2133	2201	2243		2314	2330		
Stratford Parkway (STY) d		2005			2105				2137	2205	2247			2334		
Wilmcote (WMC) d		2008a			2108a				2140	2208a	2250a			2337a		
Bearley (BER) d									2144							
Claverdon (CLV) d									2150							
Hatton (HTN) d	1944							2144	2156			2244			2358	
Warwick Parkway (WRP) d			2010	2038		2110	2138					2249			0001	0009
Warwick (WRW) d	1950		2014	2042		2114	2141	2150	2203			2253	2333		0005	0013
Leamington Spa (LMS) a	1956		2020	2048		2119	2146	2156	2207			2258	2337		0009	0018
London Marylebone (MYB)  a			2140	2216		2245	2315		0002							

NOTES (see introductory pages for explanation of train operator codes and standard symbols)


a Arrival time
d Departure time


A From Worcester Shrub Hill, see table 073
B From Birmingham Snow Hill to Banbury, see table 113
C From Birmingham Moor Street, see table 073
H From Birmingham Snow Hill, see table 073
J To Worcester Shrub Hill, see table 073
L To Birmingham Snow Hill, see table 073
M To Banbury, see table 113


TSM Tuesday to Saturday mornings


Stratford-upon-Avon and Warwick to Leamington Spa

Saturdays

Operator Train ID Days of operation/Notes	LM 2H35 A	CH 2U90 B	CH 1H10 C	LM 2K08 D	CH 1H14 C	CH 1H17 E	CH 2L21 C	CH 1H22 C	LM 2K18 D	LM 2V20 F	CH 1H25 E	LM 2K26 D	CH 1H27 C	LM 2V28 F	CH 1H28 C	CH 2L29 C	CH 1H30 C	LM 2K34 D	LM 2V36 F
Stratford-upon-Avon (SAV)	d			0643			0731		0743	0808		0843		0908		0932		0943	1006
Stratford Parkway (STY)	d			0646			0735		0746	0811a		0846		0911a		0936		0946	1010
Wilmcote (WMC)	d			0649a			0738		0749a			0849a				0939		0949a	
Bearley (BER)	d						0742									0943			1014x
Claverdon (CLV)	d						0747									0949			1019a
Hatton (HTN)	d				0708		0752						0908			0956			
Warwick Parkway (WRP)	d	0001	0009	0639		0739		0810			0839		0913		0939		1010		
Warwick (WRW)	d	0005	0013	0643		0743	0800	0813			0843		0916		0943	1003	1014		
Leamington Spa (LMS)	a	0009	0018	0648		0721	0748	0805	0818		0848		0921		0948	1007	1019		
London Marylebone (MYB)  a				0815	0845	0915		0945			1015		1045		1115		1145		

Operator Train ID Days of operation/Notes	CH 1H32 C	LM 2K42 D	LM 2V44 F	CH 1H33 C	CH 1H35 C	CH 2L40 C	CH 1H41 C	LM 2K50 D	LM 2V52 F	CH 1H43 C	LM 2K58 D	CH 1H45 C	LM 2V60 F	CH 1H47 C	CH 2L47 C	CH 1H48 C	LM 2K66 D	LM 2V68 F	CH 1H51 C
Stratford-upon-Avon (SAV)	d	1043	1106			1132		1143	1208		1243		1308		1332		1343	1408	
Stratford Parkway (STY)	d	1046	1110			1136		1146	1211a		1246		1311a		1336		1346	1411a	
Wilmcote (WMC)	d	1049a				1139		1149a			1249a				1339		1349a		
Bearley (BER)	d		1114x			1143									1343				
Claverdon (CLV)	d		1119a			1149									1349				
Hatton (HTN)	d			1108		1156						1308			1356				
Warwick Parkway (WRP)	d	1039			1113	1139		1209		1239		1313		1339		1409			1439
Warwick (WRW)	d	1043			1116	1143	1203	1214		1243		1316		1343	1403	1414			1443
Leamington Spa (LMS)	a	1048			1121	1148	1207	1219		1248		1321		1348	1407	1419			1448
London Marylebone (MYB)  a		1215			1245	1316		1345		1415		1445		1515		1545			1615

Operator Train ID Days of operation/Notes	LM 2K74 D	CH 1H53 C	LM 2V76 F	CH 1H56 C	CH 2L61 C	CH 1H62 C	LM 2K82 D	LM 2V84 F	CH 1H64 C	LM 2K90 D	LM 2V92 F	CH 1H66 C	CH 1H68 C	CH 2L71 C	CH 1H72 C	LM 2K98 D	LM 2V00 F	CH 1H74 C	LM 2K06 D
Stratford-upon-Avon (SAV)	d	1443		1508		1532		1543	1608		1643	1706			1732		1743	1806	1843
Stratford Parkway (STY)	d	1446		1511a		1536		1546	1611a		1646	1710			1736		1746	1810	1846
Wilmcote (WMC)	d	1449a				1539		1549a			1649a				1739		1749a		1849a
Bearley (BER)	d					1543					1714x				1743			1814x	
Claverdon (CLV)	d					1549					1719a				1749			1819a	
Hatton (HTN)	d		1508			1556						1708		1755					
Warwick Parkway (WRP)	d		1513		1539		1609		1639			1713	1739		1809				1838
Warwick (WRW)	d		1516		1543	1603	1614		1643			1716	1743	1802	1814				1842
Leamington Spa (LMS)	a		1521		1548	1607	1619		1648			1721	1748	1806	1819				1847
London Marylebone (MYB)  a			1645		1715		1745		1815			1845	1915		1945				2015

Operator Train ID Days of operation/Notes	CH 1H75 C	LM 2V08 F	CH 1H77 C	CH 2L78 C	CH 1H79 C	LM 2K14 D	CH 1H81 C	LM 2B22 G	CH 2H85 C	LM 2V30 H	CH 1U86 J	CH 2U87 K	LM 2B34 L	CH 2U88 J	LM 2B36 G	LM 2H29 A	LM 2H33 SUM C
Stratford-upon-Avon (SAV)	d	1908		1932		1943		2043		2143		2215	2243		2330		
Stratford Parkway (STY)	d	1911a		1936		1946		2046		2146		2215	2247		2333		
Wilmcote (WMC)	d			1939		1949a		2049a		2149a		2215	2250a		2336a		
Bearley (BER)	d			1943													
Claverdon (CLV)	d			1949													
Hatton (HTN)	d	1908		1955				2138				2229		2250		2332	0012
Warwick Parkway (WRP)	d	1913		1939		2009		2039		2143		2209		2255		2335	0015
Warwick (WRW)	d	1917		1943	2002	2014		2043		2146		2214	2236	2258		2338	0018
Leamington Spa (LMS)	a	1922		1948	2006	2019		2048		2151		2219	2240	2303		2343	0024
London Marylebone (MYB)  a		2045		2115		2145		2215		2355							


NOTES (see introductory pages for explanation of train operator codes and standard symbols)


- a Arrival time
- d Departure time
- x Stops on request
- SUM Sunday mornings

- A From Worcester Shrub Hill, see table 073
- B From Birmingham Snow Hill to Banbury, see table 113
- C From Birmingham Moor Street, see table 073
- D To Kidderminster, see table 073
- E From Kidderminster, see table 073
- F To Worcester Foregate Street, see table 073
- G To Birmingham Snow Hill, see table 073
- H To Worcester Shrub Hill, see table 073
- J From Birmingham Moor Street to Banbury, see table 113
- K To Banbury, see table 113
- L To Birmingham Moor Street, see table 073

Stratford-upon-Avon and Warwick to Leamington Spa

Sundays

Operator Train ID Days of operation/Notes	LM 2H33 A	CH 1H25 A	CH 1H27 A	LM 2V02 B	CH 1H28 A	CH 2L29	CH 1H30 A	LM 2V04 B	CH 1H33 C	LM 2V06 B	CH 1H35 C	CH 1H41 A	LM 2V08 B	CH 2L44	CH 1H45 A	LM 2V10 B	CH 1H48 A	LM 2V12 B
Stratford-upon-Avon (SAV) d				0926		0936		1026		1126			1226	1236		1326		1426
Stratford Parkway (STY) d				0930		0940		1030		1130			1230	1240		1330		1430
Wilmcote (WMC) d				0933a		0943		1033a		1133a			1233a	1243		1333a		1433a
Bearley (BER) d																		
Claverdon (CLV) d																		
Hatton (HTN) d	0012		0910			0954	1003							1254	1304			
Warwick Parkway (WRP) d	0015	0852	0915		0938		1009		1104		1137	1204			1310		1405	
Warwick (WRW) d	0018	0855	0918		0941	1001	1015		1109		1141	1209		1302	1315		1410	
Leamington Spa (LMS) a	0024	0900	0923		0946	1008	1019		1113		1145	1213		1310	1320		1415	
London Marylebone (MYB)  a		1017	1054		1112		1148		1247		1312	1350			1449		1549	

Operator Train ID Days of operation/Notes	CH 2L52	CH 1H53 A	LM 2V16 B	CH 1H56 A	CH 1H62 A	LM 2V18 B	CH 2L65	CH 1H66 A	LM 2V20 D	CH 1H72 A	LM 2V22 D	CH 2L74	CH 1H75 A	LM 2V28 B	CH 1H81 A	CH 2U83 E	CH 2H84 A
Stratford-upon-Avon (SAV) d	1436		1526			1626	1634		1726		1826	1836		1926		2036	
Stratford Parkway (STY) d	1440		1530			1629	1638		1730		1830	1840		1930		2040	
Wilmcote (WMC) d	1443		1533a			1632a	1641		1733a		1833a	1843		1933		2043	
Bearley (BER) d																	
Claverdon (CLV) d																	
Hatton (HTN) d	1454	1504					1652	1704				1854	1904			2054	2141
Warwick Parkway (WRP) d		1510		1537	1605			1710		1804			1910		2043		2146
Warwick (WRW) d	1501	1515		1541	1609		1659	1715		1809		1902	1915		2046	2101	2149
Leamington Spa (LMS) a	1509	1519		1545	1614		1706	1719		1813		1909	1919		2050	2107	2154
London Marylebone (MYB)  a		1649		1717	1749			1850		1949			2049		2213		2354

NOTES (see introductory pages for explanation of train operator codes and standard symbols)

- a Arrival time
d Departure time

- A From Birmingham Moor Street, see table 073
B To Worcester Foregate Street, see table 073
C From Kidderminster, see table 073
D To Worcester Shrub Hill, see table 073
E To Banbury, see table 113