

Lichfield and Sutton Coldfield to Birmingham, Longbridge, Redditch and Bromsgrove

Mondays to Fridays

Operator Train ID Days of operation/Notes	LM	LM	LM	LM	LM	LM	LM	LM	LM	LM	LM	LM	LM	XC	LM	LM	LM
	2G77 MX	2R01	2O02	2R03	2O04	2W02 A	2R05	2O06	2A02 B	1V20 C	2R07	1V21 D	2O08	1V03 E	2W06 A	2R09	2O10
Lichfield Trent Valley (LTV)	d							0609					0639				0709
Lichfield City (LIC)	d							0613					0643				0713
Shenstone (SEN)	d							0618					0648				0718
Blake Street (BKT)	d							0621					0651				0721
Butlers Lane (BUL)	d							0624					0654				0724
Four Oaks (FOK)	d			0546			0616	0626			0646		0656			0716	0726
Sutton Coldfield (SUT)	d			0549			0619	0630			0649		0700			0719	0730
Wylde Green (WYL)	d			0552			0622	0632			0652		0702			0722	0732
Chester Road (CRD)	d			0554			0624	0634			0654		0704			0724	0734
Erdington (ERD)	d			0557			0627	0637			0657		0707			0727	0737
Gravelly Hill (GVH)	d			0559			0629	0639			0659		0709			0729	0739
Aston (AST)	d	0002		0602		0621	0632	0642	0650		0702		0712		0727	0732	0742
Duddeston (DUD)	d	0005		0605		0624	0635		0653		0705				0729	0735	
Birmingham New Street (BHM)	a	0010		0610		0629	0640	0650	0658		0710		0720		0734	0740	0750
Birmingham New Street (BHM)	d		0543	0553	0615	0623		0643	0653		0659	0715	0720	0730		0743	0753
Five Ways (FWY)	d		0547	0557	0619	0627		0647	0657			0719				0747	0757
University (UNI)	d		0551	0601	0623	0631		0651	0701		0706	0723	0726	0731	0736a	0751	0801
Selly Oak (SLY)	d		0553	0603	0625	0633		0653	0703			0725		0733		0753	0803
Bournville (BRV)	d		0556	0606	0628	0636		0656	0706			0728		0736		0756	0806
Kings Norton (KNN)	d		0559	0609	0631	0639		0659	0709			0731		0739		0800	0809
Northfield (NFD)	d		0602	0612	0634	0642		0702	0712			0734		0742		0803	0812
Longbridge (LOB)	d		0606	0615	0637	0646		0706	0715			0737		0746		0806	0816
Bart Green (BTG)	d		0613		0643	0650		0713				0743	0739	0750			0813
Alvechurch (ALV)	d		0618		0648			0718				0747					0818
Redditch (RDC)	a		0623		0653			0723				0753					0823
Bromsgrove (BMV)	a			0624		0656			0724		0720		0743	0756			0825

Operator Train ID Days of operation/Notes	LM	LM	LM	LM	XC	LM	LM	LM	LM	LM	LM	LM	XC	LM	LM	LM	LM
	1V22 C	2W08 A	2R11	2O12	1V04 E	2W10 A	2R13	1V23 C	2O14	2W12 A	2R15	2O16	1V05 E	2W14 A	2R17	1V24 C	2O18
Lichfield Trent Valley (LTV)	d			0739					0809			0839					0909
Lichfield City (LIC)	d			0743					0813			0843					0913
Shenstone (SEN)	d			0748					0818			0848					0918
Blake Street (BKT)	d			0751					0821			0851					0921
Butlers Lane (BUL)	d			0754					0824			0854					0924
Four Oaks (FOK)	d		0746	0756			0816		0826		0846	0856			0916		0926
Sutton Coldfield (SUT)	d		0749	0800			0819		0830		0849	0900			0919		0930
Wylde Green (WYL)	d		0752	0802			0822		0832		0852	0902			0922		0932
Chester Road (CRD)	d		0754	0804			0824		0834		0854	0904			0924		0934
Erdington (ERD)	d		0757	0807			0827		0837		0857	0907			0927		0937
Gravelly Hill (GVH)	d		0759	0809			0829		0839		0859	0909			0929		0939
Aston (AST)	d		0757	0802	0812		0827	0832	0842	0857	0902	0912		0927	0932		0942
Duddeston (DUD)	d		0759	0805			0829	0835		0859	0905			0929	0935		
Birmingham New Street (BHM)	a		0804	0810	0820		0834	0840		0850	0904	0910	0920	0934	0940		0950
Birmingham New Street (BHM)	d	0800		0815	0823	0830		0843	0850	0853		0915	0923	0930		0943	0950
Five Ways (FWY)	d			0819	0827			0847		0857		0919	0927			0947	0957
University (UNI)	d	0806		0823	0831	0836a		0851	0856	0901		0923	0931	0936a	0951	0956	1001
Selly Oak (SLY)	d			0825	0833			0853		0903		0925	0933			0953	1003
Bournville (BRV)	d			0828	0836			0856		0906		0928	0936			0956	1006
Kings Norton (KNN)	d			0831	0839			0859		0909		0931	0939			0959	1009
Northfield (NFD)	d			0834	0842			0902		0912		0934	0942			1002	1012
Longbridge (LOB)	d			0837	0846			0906		0915		0937	0946			1006	1015
Bart Green (BTG)	d	0817		0843	0851			0913				0943	0950				1013
Alvechurch (ALV)	d			0848				0917				0948					1018
Redditch (RDC)	a			0853				0923				0953					1023
Bromsgrove (BMV)	a	0821			0857				0911	0924			0956			1011	1024

NOTES (see introductory pages for explanation of train operator codes and standard symbols)

- a Arrival time
- d Departure time
- A From Walsall to Wolverhampton, see table 069
- B From Rugeley Trent Valley, see table 069
- C To Hereford, see table 074
- D To Great Malvern, see table 074
- E From Nottingham to Cardiff Central, see table 056
- MX Not Mondays

Lichfield and Sutton Coldfield to Birmingham, Longbridge, Redditch and Bromsgrove

Mondays to Fridays

Operator Train ID Days of operation/Notes	LM	LM	LM	XC	LM	LM	LM	LM	LM	LM	LM	XC	LM	LM	LM	LM	LM
	2W16 A	2R19	2020	1V06 E	2W18 A	2R21	1V25 C	2022	2W20 A	2R23	2024	1V07 E	2W22 A	2R25	1V26 C	2026	2W24 A
Lichfield Trent Valley (LTV)	d		0939				1009				1039					1109	
Lichfield City (LIC)	d		0943				1013				1043					1113	
Shenstone (SEN)	d		0948				1018				1048					1118	
Blake Street (BKT)	d		0951				1021				1051					1121	
Butlers Lane (BUL)	d		0954				1024				1054					1124	
Four Oaks (FOK)	d		0946	0956		1016	1026		1046	1056				1116		1126	
Sutton Coldfield (SUT)	d		0949	1000		1019	1030		1049	1100				1119		1130	
Wylde Green (WYL)	d		0952	1002		1022	1032		1052	1102				1122		1132	
Chester Road (CRD)	d		0954	1004		1024	1034		1054	1104				1124		1134	
Erdington (ERD)	d		0957	1007		1027	1037		1057	1107				1127		1137	
Gravelly Hill (GVH)	d		0959	1009		1029	1039		1059	1109				1129		1139	
Aston (AST)	d	0957	1002	1012		1027	1032	1042	1057	1102	1112		1127	1132		1142	1157
Duddeston (DUD)	d	0959	1005			1029	1035		1059	1106			1129	1135			1159
Birmingham New Street (BHM)	a	1004	1010	1020		1034	1040	1050	1104	1111	1120		1134	1140		1150	1204
Birmingham New Street (BHM)	d		1015	1023	1030		1043	1050	1053		1115	1123	1130		1143	1150	1153
Five Ways (FWY)	d		1019	1027			1047		1057		1119	1127			1147		1157
University (UNI)	d		1023	1031	1036a		1051	1056	1101		1123	1131	1136a		1151	1156	1201
Selly Oak (SLY)	d		1025	1033			1053		1103		1125	1133			1153		1203
Bournville (BRV)	d		1028	1036			1056		1106		1128	1136			1156		1206
Kings Norton (KNN)	d		1031	1039			1059		1109		1131	1139			1159		1209
Northfield (NFD)	d		1034	1042			1102		1112		1134	1142			1202		1212
Longbridge (LOB)	d		1037	1046			1106		1115		1137	1146			1206		1215
Barnt Green (BTG)	d		1043	1050			1113				1143	1150			1213		
Alvechurch (ALV)	d		1048				1118				1148				1218		
Redditch (RDC)	a		1053				1123				1153				1223		
Bromsgrove (BMV)	a			1056				1110	1124			1156				1211	1224

Operator Train ID Days of operation/Notes	LM	LM	XC	LM	LM	LM	LM	LM	LM	LM	XC	LM	LM	LM	LM	LM	LM
	2R27	2028	1V08 E	2W26 A	2R29	1V27 C	2030	2W28 A	2R31	2032	1V09 E	2W30 A	2R33	1V28 C	2034	2W32 A	2R35
Lichfield Trent Valley (LTV)	d		1139				1209				1239				1309		
Lichfield City (LIC)	d		1143				1213				1243				1313		
Shenstone (SEN)	d		1148				1218				1248				1318		
Blake Street (BKT)	d		1151				1221				1251				1321		
Butlers Lane (BUL)	d		1154				1224				1254				1324		
Four Oaks (FOK)	d	1146	1156			1216	1226		1246	1256			1316		1326		1346
Sutton Coldfield (SUT)	d	1149	1200			1219	1230		1249	1300			1319		1330		1349
Wylde Green (WYL)	d	1152	1202			1222	1232		1252	1302			1322		1332		1352
Chester Road (CRD)	d	1154	1204			1224	1234		1254	1304			1324		1334		1354
Erdington (ERD)	d	1157	1207			1227	1237		1257	1307			1327		1337		1357
Gravelly Hill (GVH)	d	1159	1209			1229	1239		1259	1309			1329		1339		1359
Aston (AST)	d	1202	1212		1227	1232		1242	1257	1302	1312		1327	1332	1342	1357	1402
Duddeston (DUD)	d	1205			1229	1235			1259	1305			1329	1335		1359	1405
Birmingham New Street (BHM)	a	1210	1220		1234	1240		1250	1304	1311	1320		1334	1340	1350	1404	1410
Birmingham New Street (BHM)	d	1215	1223	1230		1243	1250	1253		1315	1323	1330		1343	1350	1353	1415
Five Ways (FWY)	d	1219	1227			1247		1257		1319	1327			1347		1357	1419
University (UNI)	d	1223	1231	1236a		1251	1256	1301		1323	1331	1336a		1351	1356	1401	1423
Selly Oak (SLY)	d	1225	1233			1253		1303		1325	1333			1353		1403	1425
Bournville (BRV)	d	1228	1236			1256		1306		1328	1336			1356		1406	1428
Kings Norton (KNN)	d	1231	1239			1259		1309		1331	1339			1359		1409	1431
Northfield (NFD)	d	1234	1242			1302		1312		1334	1342			1402		1412	1434
Longbridge (LOB)	d	1237	1246			1306		1315		1337	1346			1406		1415	1437
Barnt Green (BTG)	d	1243	1250			1313				1343	1350			1413			1443
Alvechurch (ALV)	d	1248				1318				1348				1418			1448
Redditch (RDC)	a	1253				1323				1353				1423			1453
Bromsgrove (BMV)	a		1256				1311	1324			1356				1410	1424	

NOTES (see introductory pages for explanation of train operator codes and standard symbols)

- a Arrival time
d Departure time
- A From Walsall to Wolverhampton, see table 069
C To Hereford, see table 074
E From Nottingham to Cardiff Central, see table 056

Lichfield and Sutton Coldfield to Birmingham, Longbridge, Redditch and Bromsgrove

Mondays to Fridays

Operator Train ID Days of operation/Notes	LM	XC	LM	LM	LM	LM	LM	LM	LM	XC	LM	LM	LM	LM	LM	LM	LM
	2036	1V10 E	2W34 A	2R37	1V29 C	2038	2W36 A	2R39	2040	1V11 E	2W38 A	2R41	1V30 C	2042	2W40 A	2R43	2044
Lichfield Trent Valley (LTV)	d	1339				1409			1439					1509			1539
Lichfield City (LIC)	d	1343				1413			1443					1513			1543
Shenstone (SEN)	d	1348				1418			1448					1518			1548
Blake Street (BKT)	d	1351				1421			1451					1521			1551
Butlers Lane (BUL)	d	1354				1424			1454					1524			1554
Four Oaks (FOK)	d	1356			1416	1426		1446	1456			1516	1526		1546	1556	
Sutton Coldfield (SUT)	d	1400			1419	1430		1449	1500			1519	1530		1549	1600	
Wylde Green (WYL)	d	1402			1422	1432		1452	1502			1522	1532		1552	1602	
Chester Road (CRD)	d	1404			1424	1434		1454	1504			1524	1534		1554	1604	
Erdington (ERD)	d	1407			1427	1437		1457	1507			1527	1537		1557	1607	
Gravelly Hill (GVH)	d	1409			1429	1439		1459	1509			1529	1539		1559	1609	
Aston (AST)	d	1412		1427	1432	1442	1457	1502	1512		1527	1532	1542	1557	1602	1612	
Duddeston (DUD)	d			1429	1435		1459	1505			1529	1535		1559	1605		
Birmingham New Street (BHM)	a	1420		1434	1440	1450	1504	1510	1520		1534	1540	1550	1604	1610	1620	
Birmingham New Street (BHM)	d	1423	1430		1443	1450	1453		1515	1523	1530		1543	1550		1615	1623
Five Ways (FWY)	d	1427			1447	1457		1519	1527			1547	1557		1619	1627	
University (UNI)	d	1431	1436a		1451	1456	1501	1523	1531	1536a		1551	1556	1601		1623	1631
Selly Oak (SLY)	d	1433			1453	1503	1525	1533			1553	1603		1625	1633		
Bournville (BRV)	d	1436			1456	1506	1528	1536			1556	1606		1628	1636		
Kings Norton (KNN)	d	1439			1459	1509	1531	1539			1559	1609		1631	1639		
Northfield (NFD)	d	1442			1502	1512	1534	1542			1602	1612		1634	1642		
Longbridge (LOB)	d	1446			1506	1515	1537	1546			1606	1615		1637	1646		
Barnt Green (BTG)	d	1450			1513		1543	1550			1613			1643	1650		
Alvechurch (ALV)	d				1518		1548				1618			1648			
Redditch (RDC)	a				1523		1553				1623			1653			
Bromsgrove (BMV)	a	1456			1510	1524		1556			1610	1624					1656

Operator Train ID Days of operation/Notes	XC	LM	LM	LM	LM	LM	LM	LM	LM	XC	LM	LM	LM	LM	LM	LM	LM
	1V12 E	2W42 A	2R45	1V21 C	2046	2W44 A	2R47	1V22 C	2048	1V13 E	2W46 A	2R49	1V23 F	2050	2W48 A	2R51	1V25 C
Lichfield Trent Valley (LTV)	d				1609				1639					1709			
Lichfield City (LIC)	d				1613				1643					1713			
Shenstone (SEN)	d				1618				1648					1718			
Blake Street (BKT)	d				1621				1651					1721			
Butlers Lane (BUL)	d				1624				1654					1724			
Four Oaks (FOK)	d			1616	1626		1646	1656			1716	1726		1746			
Sutton Coldfield (SUT)	d			1619	1630		1649	1700			1719	1730		1749			
Wylde Green (WYL)	d			1622	1632		1652	1702			1722	1732		1752			
Chester Road (CRD)	d			1624	1634		1654	1704			1724	1734		1754			
Erdington (ERD)	d			1627	1637		1657	1707			1727	1737		1757			
Gravelly Hill (GVH)	d			1629	1639		1659	1709			1729	1739		1759			
Aston (AST)	d		1627	1632	1642	1657	1702	1712		1727	1732	1742	1757	1802			
Duddeston (DUD)	d		1629	1635		1659	1705			1729	1735		1759	1805			
Birmingham New Street (BHM)	a		1634	1640		1650	1704	1710	1720		1734	1740	1750	1804	1810		
Birmingham New Street (BHM)	d	1630		1643	1650	1653		1715	1720	1730		1743	1750	1753		1815	1820
Five Ways (FWY)	d			1647	1657		1719	1727			1747	1757		1819			
University (UNI)	d	1636a		1651	1656	1701	1723	1727	1731	1736a		1751	1756	1801		1823	1827
Selly Oak (SLY)	d			1653	1703		1725	1733			1753	1803		1825			
Bournville (BRV)	d			1656	1706		1728	1736			1756	1806		1828			
Kings Norton (KNN)	d			1659	1709		1731	1739			1759	1809		1831			
Northfield (NFD)	d			1702	1712		1734	1742			1802	1812		1834			
Longbridge (LOB)	d			1706	1715		1737	1746			1806	1815		1837			
Barnt Green (BTG)	d			1713			1743	1750			1813			1843			
Alvechurch (ALV)	d			1718			1748				1818			1847			
Redditch (RDC)	a			1723			1753				1823			1853			
Bromsgrove (BMV)	a				1711	1724		1741	1756				1811	1824			1841

NOTES (see introductory pages for explanation of train operator codes and standard symbols)

- a Arrival time
d Departure time
- A From Walsall to Wolverhampton, see table 069
C To Hereford, see table 074
E From Nottingham to Cardiff Central, see table 056
F To Worcester Shrub Hill, see table 074

Lichfield and Sutton Coldfield to Birmingham, Longbridge, Redditch and Bromsgrove

Mondays to Fridays

Operator Train ID Days of operation/Notes	LM	XC	LM	LM	LM	LM	LM	LM	LM	XC	LM	LM	LM	LM	LM	LM	LM	
	2052	1V14 E	2W50 A	2R53	2054	2W52 A	2R55	1V27 C	2056	1V15 E	2W54 A	2R57	2058	1V28 F	2W56 A	2R59	2060	
Lichfield Trent Valley (LTV)	d	1739				1809				1839				1909			1939	
Lichfield City (LIC)	d	1743				1813				1843				1913			1943	
Shenstone (SEN)	d	1748				1818				1848				1918			1948	
Blake Street (BKT)	d	1751				1821				1851				1921			1951	
Butlers Lane (BUL)	d	1754				1824				1854				1924			1954	
Four Oaks (FOK)	d	1756			1816	1826		1846		1856		1916	1926			1946	1956	
Sutton Coldfield (SUT)	d	1800			1819	1830		1849		1900		1919	1930			1949	2000	
Wylde Green (WYL)	d	1802			1822	1832		1852		1902		1922	1932			1952	2002	
Chester Road (CRD)	d	1804			1824	1834		1854		1904		1924	1934			1954	2004	
Erdington (ERD)	d	1807			1827	1837		1857		1907		1927	1937			1957	2007	
Gravelly Hill (GVH)	d	1809			1829	1839		1859		1909		1929	1939			1959	2009	
Aston (AST)	d	1812		1827	1832	1842	1857	1902		1912		1927	1932	1942	1957	2002	2012	
Duddeston (DUD)	d			1829	1835		1859	1905				1929	1935			1959	2005	
Birmingham New Street (BHM)	a	1820		1834	1840	1850	1904	1910		1920		1934	1940	1950	2004	2010	2020	
Birmingham New Street (BHM)	d	1823	1830		1843	1853		1915	1920	1923	1930		1943	1953	2000		2015	2023
Five Ways (FWY)	d	1827			1848	1857		1919		1927			1947	1957			2019	2027
University (UNI)	d	1831	1836a		1852	1901		1923	1926	1931	1936a		1951	2001	2005		2023	2031
Selly Oak (SLY)	d	1833			1854	1903		1925		1933			1953	2003			2025	2033
Bournville (BRV)	d	1836			1857	1906		1928		1936			1956	2006			2028	2036
Kings Norton (KNN)	d	1839			1900	1909		1931		1939			1959	2009			2031	2039
Northfield (NFD)	d	1843			1903	1912		1934		1942			2002	2012			2034	2042
Longbridge (LOB)	d	1846			1906	1915		1937		1946			2006	2015			2037	2046
Barnt Green (BTG)	d	1850			1913			1943		1950			2013				2043	2050
Alvechurch (ALV)	d				1916			1947					2018				2048	
Redditch (RDC)	a				1923			1953					2023				2053	
Bromsgrove (BMV)	a	1856				1924			1942	1956				2024	2020			2056



Operator Train ID Days of operation/Notes	XC	LM	LM	LM	LM	LM	LM	LM	XC	LM	LM	LM	LM	LM	LM	LM	LM	
	1V16 E	2W58 A	2R61	2062	1V29 C	2W60 A	2R63	2064	1V17 G	2W62 A	2R65	2066	1V30 F	2W64 A	2R67	2068	2W66 A	
Lichfield Trent Valley (LTV)	d				2009				2039				2109				2139	
Lichfield City (LIC)	d				2013				2043				2113				2143	
Shenstone (SEN)	d				2018				2048				2118				2148	
Blake Street (BKT)	d				2021				2051				2121				2151	
Butlers Lane (BUL)	d				2024				2054				2124				2154	
Four Oaks (FOK)	d			2016	2026			2046	2056			2116	2126			2146	2156	
Sutton Coldfield (SUT)	d			2019	2030			2049	2100			2119	2130			2149	2200	
Wylde Green (WYL)	d			2022	2032			2052	2102			2122	2132			2152	2202	
Chester Road (CRD)	d			2024	2034			2054	2104			2124	2134			2154	2204	
Erdington (ERD)	d			2027	2037			2057	2107			2127	2137			2157	2207	
Gravelly Hill (GVH)	d			2029	2039			2059	2109			2129	2139			2159	2209	
Aston (AST)	d		2027	2032	2042		2057	2102	2112		2127	2132	2142		2157	2202	2212	2221
Duddeston (DUD)	d		2029	2035			2059	2105			2129	2135			2159	2205		2224
Birmingham New Street (BHM)	a		2034	2040	2050		2104	2110	2120		2134	2140	2150		2204	2210	2220	2234
Birmingham New Street (BHM)	d	2030		2043	2053	2100		2115	2123	2130		2143	2153	2200		2215	2223	
Five Ways (FWY)	d			2047	2057			2119	2127			2147	2157			2219	2227	
University (UNI)	d	2036a		2051	2101	2106		2123	2131	2136a		2151	2201	2206		2223	2231	
Selly Oak (SLY)	d			2053	2103			2125	2133			2153	2203			2225	2233	
Bournville (BRV)	d			2056	2106			2128	2136			2156	2206			2228	2236	
Kings Norton (KNN)	d			2059	2109			2131	2139			2159	2209			2231	2239	
Northfield (NFD)	d			2102	2112			2134	2142			2202	2212			2234	2242	
Longbridge (LOB)	d			2106	2115			2138	2146			2206	2215			2238	2246	
Barnt Green (BTG)	d			2113				2143	2150			2213				2243	2250	
Alvechurch (ALV)	d			2118				2148				2218				2248		
Redditch (RDC)	a			2123				2153				2223				2253		
Bromsgrove (BMV)	a				2124	2120			2156				2224	2220				2256

NOTES (see introductory pages for explanation of train operator codes and standard symbols)

- a Arrival time
d Departure time
- A From Walsall to Wolverhampton, see table 069
C To Hereford, see table 074
E From Nottingham to Cardiff Central, see table 056
F To Worcester Shrub Hill, see table 074
G From Leicester to Gloucester, see table 056

Lichfield and Sutton Coldfield to Birmingham, Longbridge, Redditch and Bromsgrove

Mondays to Fridays

Operator Train ID Days of operation/Notes	LM	LM	LM	LM	LM	LM	LM	LM	LM	LM
	2R69	2O70	2A88 H	1V20 F	2R71	2N72	2A90 B	2G73	2W72 J	2G77
Lichfield Trent Valley (LTV)	d	2209				2239		2309		2329
Lichfield City (LIC)	d	2213				2243		2313		2333
Shenstone (SEN)	d	2218				2248		2318		2338
Blake Street (BKT)	d	2221				2251		2321		2341
Butlers Lane (BUL)	d	2224				2254		2324		2344
Four Oaks (FOK)	d	2216	2226			2246	2256	2326		2346
Sutton Coldfield (SUT)	d	2219	2230			2249	2300	2330		2350
Wylde Green (WYL)	d	2222	2232			2252	2302	2332		2352
Chester Road (CRD)	d	2224	2234			2254	2304	2334		2354
Erdington (ERD)	d	2227	2237			2257	2307	2337		2357
Gravelly Hill (GVH)	d	2229	2239			2259	2309	2339		2359
Aston (AST)	d	2232	2242	2252		2302	2312	2328	2342	2352
Duddeston (DUD)	d	2235		2254		2305		2331	2345	2355
Birmingham New Street (BHM) 	a	2240	2250	2259		2310	2320	2336	2350	2359
Birmingham New Street (BHM) 	d	2245	2253		2300	2313	2323			
Five Ways (FWY)	d	2249	2257			2317	2327			
University (UNI)	d	2253	2301		2306	2321	2331			
Selly Oak (SLY)	d	2255	2303			2323	2333			
Bournville (BRV)	d	2258	2306			2326	2336			
Kings Norton (KNN)	d	2301	2309			2329	2339			
Northfield (NFD)	d	2304	2312			2332	2342			
Longbridge (LOB)	d	2308	2316			2336	2345a			
Barnt Green (BTG)	d	2313	2320			2343				
Alvechurch (ALV)	d	2318				2348				
Redditch (RDC)	a	2323				2353				
Bromsgrove (BMV)	a		2326		2320					

NOTES (see introductory pages for explanation of train operator codes and standard symbols)

a Arrival time

d Departure time

B From Rugeley Trent Valley, see table 069

F To Worcester Shrub Hill, see table 074

H From Walsall, see table 069

J From Rugeley Trent Valley to Wolverhampton, see table 069

Lichfield and Sutton Coldfield to Birmingham, Longbridge, Redditch and Bromsgrove

Saturdays

Operator Train ID Days of operation/Notes	LM	LM	LM	LM	LM	LM	LM	LM	LM	LM	LM	LM	XC	LM	LM	LM	LM	LM
	2G77	2R01	2O02	2R03	2O04	2W02 A	2R05	1V20 B	2O06	2A02 C	2R07	2O08	1V03 D	2W06 A	2R09	1V22 B	2O10	2W08 A
Lichfield Trent Valley (LTV)	d								0609			0639						0709
Lichfield City (LIC)	d								0613			0643						0713
Shenstone (SEN)	d								0618			0648						0718
Blake Street (BKT)	d								0621			0651						0721
Butlers Lane (BUL)	d								0624			0654						0724
Four Oaks (FOK)	d				0546		0616		0626		0646	0656			0716			0726
Sutton Coldfield (SUT)	d				0550		0619		0630		0649	0700			0719			0730
Wylde Green (WYL)	d				0552		0622		0632		0652	0702			0722			0732
Chester Road (CRD)	d				0554		0624		0634		0654	0704			0724			0734
Erdington (ERD)	d				0557		0627		0637		0657	0707			0727			0737
Gravelly Hill (GVH)	d				0559		0629		0639		0659	0709			0729			0739
Aston (AST)	d	0002			0602		0621	0632	0642	0650	0702	0712		0727	0732		0742	0757
Duddeston (DUD)	d	0005			0605		0624	0635		0653	0705			0729	0735			0759
Birmingham New Street (BHM)	a	0010			0610		0629	0640		0650	0658	0710	0720		0740		0750	0804
Birmingham New Street (BHM)	d		0543	0553	0615	0623		0643	0650	0653		0715	0723	0730		0743	0750	0753
Five Ways (FWY)	d		0547	0557	0619	0627		0647		0657		0719	0727			0747		0757
University (UNI)	d		0551	0601	0623	0631		0651	0656	0701		0723	0731	0736a		0751	0756	0801
Selly Oak (SLY)	d		0553	0603	0625	0633		0653		0703		0725	0733			0753		0803
Bournville (BRV)	d		0556	0606	0628	0636		0656		0706		0728	0736			0756		0806
Kings Norton (KNN)	d		0559	0609	0631	0639		0659		0709		0731	0739			0759		0809
Northfield (NFD)	d		0602	0612	0634	0642		0702		0712		0734	0742			0802		0812
Longbridge (LOB)	d		0606	0615	0637	0646		0706		0715		0737	0746			0806		0815
Barnt Green (BTG)	d		0613		0643	0650		0713				0743	0750			0813		
Alvechurch (ALV)	d		0618		0648			0718				0748				0818		
Redditch (RDC)	a		0623		0653			0723				0753				0823		
Bromsgrove (BMV)	a			0624		0656			0710	0724			0756			0810	0824	

Operator Train ID Days of operation/Notes	LM	LM	XC	LM	LM	LM	LM	LM	LM	LM	XC	LM	LM	LM	LM	LM	LM	LM
	2R11	2O12	1V04 D	2W10 A	2R13	1V23 B	2O14	2W12 A	2R15	2O16	1V05 D	2W14 A	2R17	1V24 B	2O18	2W16 A	2R19	2O20
Lichfield Trent Valley (LTV)	d		0739					0809			0839						0909	0939
Lichfield City (LIC)	d		0743					0813			0843						0913	0943
Shenstone (SEN)	d		0748					0818			0848						0918	0948
Blake Street (BKT)	d		0751					0821			0851						0921	0951
Butlers Lane (BUL)	d		0754					0824			0854						0924	0954
Four Oaks (FOK)	d	0746	0756			0816		0826		0846	0856		0916		0926		0946	0956
Sutton Coldfield (SUT)	d	0749	0800			0819		0830		0849	0900		0919		0930		0949	1000
Wylde Green (WYL)	d	0752	0802			0822		0832		0852	0902		0922		0932		0952	1002
Chester Road (CRD)	d	0754	0804			0824		0834		0854	0904		0924		0934		0954	1004
Erdington (ERD)	d	0757	0807			0827		0837		0857	0907		0927		0937		0957	1007
Gravelly Hill (GVH)	d	0759	0809			0829		0839		0859	0909		0929		0939		0959	1009
Aston (AST)	d	0802	0812			0827	0832	0842	0857	0902	0912		0927	0932	0942	0957	1002	1012
Duddeston (DUD)	d	0805				0829	0835		0859	0905		0929	0935		0959	1005		
Birmingham New Street (BHM)	a	0810	0820			0834	0840		0850	0904	0910	0920	0934	0940	0950	1004	1010	1020
Birmingham New Street (BHM)	d	0815	0823	0830		0843	0850	0853		0915	0923	0930	0943	0950	0953		1015	1023
Five Ways (FWY)	d	0819	0827			0847		0857		0919	0927		0947		0957		1019	1027
University (UNI)	d	0823	0831	0836a		0851	0856	0901		0923	0931	0936a	0951	0956	1001		1023	1031
Selly Oak (SLY)	d	0825	0833			0853		0903		0925	0933		0953		1003		1025	1033
Bournville (BRV)	d	0828	0836			0856		0906		0928	0936		0956		1006		1028	1036
Kings Norton (KNN)	d	0831	0839			0859		0909		0931	0939		0959		1009		1031	1039
Northfield (NFD)	d	0834	0842			0902		0912		0934	0942		1002		1012		1034	1042
Longbridge (LOB)	d	0837	0846			0905		0915		0937	0946		1006		1015		1037	1046
Barnt Green (BTG)	d	0843	0850			0913				0943	0950		1013				1043	1050
Alvechurch (ALV)	d	0848				0918				0948			1018				1048	
Redditch (RDC)	a	0853				0923				0953			1023				1053	
Bromsgrove (BMV)	a		0856				0911	0924			0956			1011	1024			1056

NOTES (see introductory pages for explanation of train operator codes and standard symbols)

- a Arrival time
- d Departure time
- A From Walsall to Wolverhampton, see table 069
- B To Hereford, see table 074
- C From Rugeley Trent Valley, see table 069
- D From Nottingham to Cardiff Central, see table 056

Lichfield and Sutton Coldfield to Birmingham, Longbridge, Redditch and Bromsgrove

Saturdays

Operator Train ID Days of operation/Notes	XC	LM	LM	LM	LM	LM	LM	LM	XC	LM	LM	LM	LM	LM	LM	LM	XC	LM
	1V06 D	2W18 A	2R21	1V25 B	2O22	2W20 A	2R23	2O24	1V07 D	2W22 A	2R25	1V26 B	2O26	2W24 A	2R27	2O28	1V08 D	2W26 A
Lichfield Trent Valley (LTV)	d				1009			1039					1109			1139		
Lichfield City (LIC)	d				1013			1043					1113			1143		
Shenstone (SEN)	d				1018			1048					1118			1148		
Blake Street (BKT)	d				1021			1051					1121			1151		
Butlers Lane (BUL)	d				1024			1054					1124			1154		
Four Oaks (FOK)	d			1016	1026		1046	1056			1116	1126			1146	1156		
Sutton Coldfield (SUT)	d			1019	1030		1049	1100			1119	1130			1149	1200		
Wylde Green (WYL)	d			1022	1032		1052	1102			1122	1132			1152	1202		
Chester Road (CRD)	d			1024	1034		1054	1104			1124	1134			1154	1204		
Erdington (ERD)	d			1027	1037		1057	1107			1127	1137			1157	1207		
Gravelly Hill (GVH)	d			1029	1039		1059	1109			1129	1139			1159	1209		
Aston (AST)	d		1027	1032	1042	1057	1102	1112		1127	1132		1142	1157	1202	1212		1227
Duddeston (DUD)	d		1029	1035		1059	1105			1129	1135		1159	1205				1229
Birmingham New Street (BHM)	a		1034	1040	1050	1104	1111	1120		1134	1140		1150	1204	1210	1220		1234
Birmingham New Street (BHM)	d	1030		1043	1050	1053	1115	1123	1130		1143	1150	1153		1215	1223	1230	
Five Ways (FWY)	d			1047	1057		1119	1127			1147	1157			1219	1227		
University (UNI)	d	1036a		1051	1056	1101	1123	1131	1136a		1151	1156	1201		1223	1231	1236a	
Selly Oak (SLY)	d			1053	1103		1125	1133			1153	1203			1225	1233		
Bournville (BRV)	d			1056	1106		1128	1136			1156	1206			1228	1236		
Kings Norton (KNN)	d			1059	1109		1131	1139			1159	1209			1231	1239		
Northfield (NFD)	d			1102	1112		1134	1142			1202	1212			1234	1242		
Longbridge (LOB)	d			1106	1115		1137	1146			1206	1215			1237	1246		
Barnt Green (BTG)	d			1113			1143	1150			1213				1243	1250		
Alvechurch (ALV)	d			1118			1148				1218				1248			
Redditch (RDC)	a			1123			1153				1223				1253			
Bromsgrove (BMV)	a			1111	1124			1156				1211	1224			1256		

Operator Train ID Days of operation/Notes	LM	LM	LM	LM	LM	LM	XC	LM	LM	LM	LM	LM	LM	LM	XC	LM	LM	LM
	2R29	1V27 B	2O30	2W28 A	2R31	2O32	1V09 D	2W30 A	2R33	1V28 B	2O34	2W32 A	2R35	2O36	1V10 D	2W34 A	2R37	1V29 B
Lichfield Trent Valley (LTV)	d		1209			1239					1309			1339				
Lichfield City (LIC)	d		1213			1243					1313			1343				
Shenstone (SEN)	d		1218			1248					1318			1348				
Blake Street (BKT)	d		1221			1251					1321			1351				
Butlers Lane (BUL)	d		1224			1254					1324			1354				
Four Oaks (FOK)	d	1216	1226		1246	1256			1316	1326		1346	1356				1416	
Sutton Coldfield (SUT)	d	1219	1230		1249	1300			1319	1330		1349	1400				1419	
Wylde Green (WYL)	d	1222	1232		1252	1302			1322	1332		1352	1402				1422	
Chester Road (CRD)	d	1224	1234		1254	1304			1324	1334		1354	1404				1424	
Erdington (ERD)	d	1227	1237		1257	1307			1327	1337		1357	1407				1427	
Gravelly Hill (GVH)	d	1229	1239		1259	1309			1329	1339		1359	1409				1429	
Aston (AST)	d	1232	1242	1257	1302	1313		1327	1332	1342	1357	1402	1413		1427	1432		
Duddeston (DUD)	d	1235		1259	1305			1329	1335		1359	1405			1429	1435		
Birmingham New Street (BHM)	a	1240		1250	1304	1311	1321	1334	1340		1350	1404	1410	1421	1434	1440		
Birmingham New Street (BHM)	d	1243	1250	1253		1315	1323	1330		1343	1353		1415	1423	1430		1443	1450
Five Ways (FWY)	d	1247		1257		1319	1327			1347	1357		1419	1427			1447	
University (UNI)	d	1251	1256	1301		1323	1331	1336a		1351	1356	1401	1423	1431	1436a		1451	1456
Selly Oak (SLY)	d	1253		1303		1325	1333			1353	1403	1425	1433				1453	
Bournville (BRV)	d	1256		1306		1328	1336			1356	1406	1428	1436				1456	
Kings Norton (KNN)	d	1259		1309		1331	1339			1359	1409	1431	1439				1459	
Northfield (NFD)	d	1302		1312		1334	1342			1402	1412	1434	1442				1502	
Longbridge (LOB)	d	1306		1315		1337	1346			1406	1415	1437	1446				1506	
Barnt Green (BTG)	d	1313				1343	1350			1413		1443	1450				1513	
Alvechurch (ALV)	d	1318				1348				1418		1448					1518	
Redditch (RDC)	a	1323				1353				1423		1453					1523	
Bromsgrove (BMV)	a		1311	1324			1356			1411	1424			1456				1511

NOTES (see introductory pages for explanation of train operator codes and standard symbols)

- a Arrival time
- d Departure time
- A From Walsall to Wolverhampton, see table 069
- B To Hereford, see table 074
- D From Nottingham to Cardiff Central, see table 056

Lichfield and Sutton Coldfield to Birmingham, Longbridge, Redditch and Bromsgrove

Saturdays

Operator Train ID Days of operation/Notes	LM	LM	LM	LM	XC	LM	LM	LM	LM	LM	LM	LM	XC	LM	LM	LM	LM	LM	
	2038	2W36 A	2R39	2O40	1V11 D	2W38 A	2R41	1V30 B	2O42	2W40 A	2R43	2O44	1V12 D	2W42 A	2R45	1V21 B	2O46	2W44 A	
Lichfield Trent Valley (LTV)	d	1409			1439				1509			1539						1609	
Lichfield City (LIC)	d	1413			1443				1513			1543						1613	
Shenstone (SEN)	d	1418			1448				1518			1548						1618	
Blake Street (BKT)	d	1421			1451				1521			1551						1621	
Butlers Lane (BUL)	d	1424			1454				1524			1554						1624	
Four Oaks (FOK)	d	1426		1446	1456			1516	1526		1546	1556			1616			1626	
Sutton Coldfield (SUT)	d	1430		1449	1500			1519	1530		1549	1600			1619			1630	
Wylde Green (WYL)	d	1432		1452	1502			1522	1532		1552	1602			1622			1632	
Chester Road (CRD)	d	1434		1454	1504			1524	1534		1554	1604			1624			1634	
Erdington (ERD)	d	1437		1457	1507			1527	1537		1557	1607			1627			1637	
Gravelly Hill (GVH)	d	1439		1459	1509			1529	1539		1559	1609			1629			1639	
Aston (AST)	d	1442	1457	1502	1512		1527	1532	1542	1557	1602	1612		1627	1632		1642	1657	
Duddeston (DUD)	d		1459	1505			1529	1535		1559	1605			1629	1635			1659	
Birmingham New Street (BHM)	a	1450	1504	1510	1520		1534	1540		1550	1604	1610	1621		1634	1640		1650	1704
Birmingham New Street (BHM)	d	1453		1515	1523	1530		1543	1550	1553		1615	1623	1630		1643	1650	1653	
Five Ways (FWY)	d	1457		1519	1527			1547		1557		1619	1627			1647		1657	
University (UNI)	d	1501		1523	1531	1536a		1551	1556	1601		1623	1631	1636a		1651	1656	1701	
Selly Oak (SLY)	d	1503		1525	1533			1553		1603		1625	1634			1653		1703	
Bournville (BRV)	d	1506		1528	1536			1556		1606		1628	1636			1656		1706	
Kings Norton (KNN)	d	1509		1531	1539			1559		1609		1631	1639			1659		1709	
Northfield (NFD)	d	1512		1534	1542			1602		1612		1634	1643			1702		1712	
Longbridge (LOB)	d	1515		1537	1546			1606		1615		1637	1646			1706		1715	
Barnt Green (BTG)	d			1543	1550			1613				1643	1650			1713			
Alvechurch (ALV)	d			1548				1618				1648				1718			
Redditch (RDC)	a			1553				1623				1653				1723			
Bromsgrove (BMV)	a	1524			1556				1611	1624			1656				1712	1724	

Operator Train ID Days of operation/Notes	LM	LM	LM	XC	LM	LM	LM	LM	LM	LM	LM	XC	LM	LM	LM	LM	LM	LM	
	2R47	1V22 E	2O48	1V13 D	2W46 A	2R49	1V23 B	2O50	2W48 A	2R51	2O52	1V14 D	2W50 A	2R53	1V25 B	2O54	2W52 A	2R55	
Lichfield Trent Valley (LTV)	d			1639				1709				1739						1809	
Lichfield City (LIC)	d			1643				1713				1743						1813	
Shenstone (SEN)	d			1648				1718				1748						1818	
Blake Street (BKT)	d			1651				1721				1751						1821	
Butlers Lane (BUL)	d			1654				1724				1754						1824	
Four Oaks (FOK)	d	1646		1656			1716	1726		1746	1756			1816			1826	1846	
Sutton Coldfield (SUT)	d	1649		1700			1719	1730		1749	1800			1819			1830	1849	
Wylde Green (WYL)	d	1652		1702			1722	1732		1752	1802			1822			1832	1852	
Chester Road (CRD)	d	1654		1704			1724	1734		1754	1804			1824			1834	1854	
Erdington (ERD)	d	1657		1707			1727	1737		1757	1807			1827			1837	1857	
Gravelly Hill (GVH)	d	1659		1709			1729	1739		1759	1809			1829			1839	1859	
Aston (AST)	d	1702		1712		1727	1732	1742	1757	1802	1812		1827	1832		1842	1857	1902	
Duddeston (DUD)	d	1705				1729	1735		1759	1805			1829	1835			1859	1905	
Birmingham New Street (BHM)	a	1710		1720		1734	1740		1750	1804	1810	1820		1834	1840		1850	1904	1910
Birmingham New Street (BHM)	d	1715	1720	1723	1730		1743	1750	1753		1815	1823	1830		1843	1850	1853	1915	
Five Ways (FWY)	d	1719		1727			1747		1757		1819	1827			1847		1857	1919	
University (UNI)	d	1723		1731	1736a		1751	1756	1801		1823	1831	1836a		1851	1856	1901	1923	
Selly Oak (SLY)	d	1725		1733			1753		1803		1825	1833			1853		1903	1925	
Bournville (BRV)	d	1728		1736			1756		1806		1828	1836			1856		1906	1928	
Kings Norton (KNN)	d	1731		1739			1759		1809		1831	1839			1859		1909	1931	
Northfield (NFD)	d	1734		1742			1802		1812		1834	1843			1902		1912	1934	
Longbridge (LOB)	d	1737		1746			1806		1815		1837	1846			1906		1915	1937	
Barnt Green (BTG)	d	1743		1750			1813				1843	1850			1913			1943	
Alvechurch (ALV)	d	1747					1818				1848				1918			1948	
Redditch (RDC)	a	1753					1823				1853				1923			1953	
Bromsgrove (BMV)	a		1741	1756				1811	1824			1856				1911	1924		

NOTES (see introductory pages for explanation of train operator codes and standard symbols)

a Arrival time
d Departure time

A From Walsall to Wolverhampton, see table 069
B To Hereford, see table 074
D From Nottingham to Cardiff Central, see table 056
E To Great Malvern, see table 074

Lichfield and Sutton Coldfield to Birmingham, Longbridge, Redditch and Bromsgrove

Saturdays

Operator Train ID Days of operation/Notes	LM	XC	LM	LM	LM	LM	LM	LM	LM	XC	LM	LM	LM	LM	LM	LM	LM	LM
	2056	1V15 D	2W54 A	2R57	1V26 B	2O58	2W56 A	2R59	2O60	1V16 D	2W58 A	2R61	1V28 E	2O62	2W60 A	2R63	1V29 B	2O64
Lichfield Trent Valley (LTV)	d	1839				1909			1939					2009				2039
Lichfield City (LIC)	d	1843				1913			1943					2013				2043
Shenstone (SEN)	d	1848				1918			1948					2018				2048
Blake Street (BKT)	d	1851				1921			1951					2021				2051
Butlers Lane (BUL)	d	1854				1924			1954					2024				2054
Four Oaks (FOK)	d	1856			1916	1926		1946	1956			2016		2026		2046		2056
Sutton Coldfield (SUT)	d	1900			1919	1930		1949	2000			2019		2030		2049		2100
Wylde Green (WYL)	d	1902			1922	1932		1952	2002			2022		2032		2052		2102
Chester Road (CRD)	d	1904			1924	1934		1954	2004			2024		2034		2054		2104
Erdington (ERD)	d	1907			1927	1937		1956	2007			2027		2037		2057		2107
Gravelly Hill (GVH)	d	1909			1929	1939		1959	2009			2029		2039		2059		2109
Aston (AST)	d	1912		1927	1932	1942	1957	2002	2012		2027	2032		2042	2057	2102		2112
Duddeston (DUD)	d			1929	1935		1959	2005			2029	2035			2059	2105		
Birmingham New Street (BHM)	a	1921		1934	1940	1950	2004	2009	2020		2034	2040		2050	2104	2110		2120
Birmingham New Street (BHM)	d	1923	1930		1943	1950	1953		2015	2023	2030		2043	2050	2053		2115	2120
Five Ways (FWY)	d	1927			1947	1957		2019	2027			2047		2057		2119		2127
University (UNI)	d	1931	1936a		1951	1956	2001	2023	2031	2036a		2051	2055	2101		2123	2126	2131
Selly Oak (SLY)	d	1934			1953	2003	2025	2033			2053	2103		2125		2128		2133
Bournville (BRV)	d	1936			1956	2006	2028	2036			2056	2106		2128		2136		2136
Kings Norton (KNN)	d	1939			1959	2009	2031	2039			2059	2109		2131		2139		2139
Northfield (NFD)	d	1943			2002	2012	2034	2042			2102	2112		2134		2142		2142
Longbridge (LOB)	d	1946			2006	2015	2037	2046			2106	2115		2137		2146		2146
Barnt Green (BTG)	d	1950			2013			2043	2050			2113				2143		2150
Alvechurch (ALV)	d				2018			2048				2118				2148		
Redditch (RDC)	a				2023			2053				2123				2153		
Bromsgrove (BMV)	a	1956				2011	2024			2056			2110	2124			2141	2156

Operator Train ID Days of operation/Notes	LM	LM	LM	LM	LM	LM	LM	LM	LM	LM	LM	LM	LM	LM	LM	LM	LM	LM
	2W62 A	2R65	2O66	2W64 A	2R67	1V30 E	2N68	2W66 A	2R69	2N70	2A88 F	2R71	2N72	2A90 C	2G73	2G74	2A92 C	2G76
Lichfield Trent Valley (LTV)	d			2109				2139			2209			2239			2309	2329
Lichfield City (LIC)	d			2113				2143			2213			2243			2313	2333
Shenstone (SEN)	d			2118				2148			2218			2248			2318	2338
Blake Street (BKT)	d			2121				2151			2221			2251			2321	2341
Butlers Lane (BUL)	d			2124				2154			2224			2254			2324	2344
Four Oaks (FOK)	d		2116	2126		2146		2156		2216	2226		2246	2256		2316	2326	2346
Sutton Coldfield (SUT)	d		2119	2130		2149		2200		2219	2230		2249	2300		2319	2330	2350
Wylde Green (WYL)	d		2122	2132		2152		2202		2222	2232		2252	2302		2322	2332	2352
Chester Road (CRD)	d		2124	2134		2154		2204		2224	2234		2254	2304		2324	2334	2354
Erdington (ERD)	d		2127	2137		2157		2207		2227	2237		2257	2307		2327	2337	2357
Gravelly Hill (GVH)	d		2129	2139		2159		2209		2229	2239		2259	2309		2329	2339	2359
Aston (AST)	d	2127	2132	2142	2157	2202		2212	2222	2232	2242	2251	2302	2312	2325	2332	2342	2351
Duddeston (DUD)	d	2129	2135		2200	2205		2224	2235		2254	2305		2328	2335		2354	0005
Birmingham New Street (BHM)	a	2134	2141	2150	2206	2210		2220	2231	2240	2250	2258	2310	2320	2332	2340	2350	0010
Birmingham New Street (BHM)	d		2144	2153		2213	2221	2224		2243	2253		2313	2323				
Five Ways (FWY)	d		2148	2157		2217		2228		2247	2257		2317	2327				
University (UNI)	d		2152	2201		2221	2227	2232		2251	2301		2321	2331				
Selly Oak (SLY)	d		2154	2203		2223		2234		2253	2303		2323	2333				
Bournville (BRV)	d		2157	2206		2226		2237		2256	2306		2326	2336				
Kings Norton (KNN)	d		2200	2209		2229		2240		2259	2309		2329	2339				
Northfield (NFD)	d		2203	2212		2232		2243		2302	2312		2332	2342				
Longbridge (LOB)	d		2206	2216		2236		2246a		2306	2315a		2336	2345a				
Barnt Green (BTG)	d		2213	2220		2243				2313			2343					
Alvechurch (ALV)	d		2218			2248				2318			2348					
Redditch (RDC)	a		2223			2253				2323			2353					
Bromsgrove (BMV)	a			2226			2241											

NOTES (see introductory pages for explanation of train operator codes and standard symbols)

- a Arrival time
- d Departure time
- A From Walsall to Wolverhampton, see table 069
- B To Hereford, see table 074
- C From Rugeley Trent Valley, see table 069
- D From Nottingham to Cardiff Central, see table 056
- E To Great Malvern, see table 074
- F From Walsall, see table 069

Lichfield and Sutton Coldfield to Birmingham, Longbridge, Redditch and Bromsgrove

Sundays

Operator Train ID Days of operation/Notes	LM	LM	LM	LM	LM	LM	LM	XC	LM	LM	LM	LM	LM	XC	LM	LM	LM	LM	
	2G76	2002	2R01	2R03	2W16 A	1V20 B	2006	1V02 C	2R05	2R07	2W20 A	1V21 D	2010	1V03 E	2R09	2R11	2W24 A	1V22 B	
Lichfield Trent Valley (LTV)	d			0901					0931	1001						1031	1101		
Lichfield City (LIC)	d			0905					0935	1005						1035	1105		
Shenstone (SEN)	d			0910					0940	1010						1040	1110		
Blake Street (BKT)	d			0913					0943	1013						1043	1113		
Butlers Lane (BUL)	d			0916					0946	1016						1046	1116		
Four Oaks (FOK)	d			0918					0948	1018						1048	1118		
Sutton Coldfield (SUT)	d			0922					0952	1022						1052	1122		
Wylde Green (WYL)	d			0924					0954	1024						1054	1124		
Chester Road (CRD)	d			0926					0956	1026						1056	1126		
Erdington (ERD)	d			0929					0959	1029						1059	1129		
Gravelly Hill (GVH)	d			0931					1001	1031						1101	1131		
Aston (AST)	d	0002		0935	0950				1005	1035	1051					1105	1135	1151	
Duddeston (DUD)	d	0005		0938	0953				1008	1038	1054					1108	1138	1154	
Birmingham New Street (BHM)	a	0010		0942	0958				1012	1042	1100					1112	1142	1200	
Birmingham New Street (BHM)	d		0903	0915	0945		1000	1003	1012	1015	1045		1100	1103	1112	1115	1145		1200
Five Ways (FWY)	d		0907	0919	0949			1007		1019	1049			1107		1119	1149		
University (UNI)	d		0911	0923	0953		1006	1011	1018a	1023	1053		1106	1111	1118a	1123	1153		1206
Selly Oak (SLY)	d		0913	0925	0955			1013		1025	1055			1113		1125	1155		
Bournville (BRV)	d		0916	0928	0958			1016		1028	1058			1116		1128	1158		
Kings Norton (KNN)	d		0919	0931	1001			1019		1031	1101			1119		1131	1201		
Northfield (NFD)	d		0922	0934	1004			1022		1034	1104			1122		1134	1204		
Longbridge (LOB)	d		0925	0937	1007			1027c		1037	1107			1127c		1137	1207		
Barnt Green (BTG)	d		0929	0942	1012			1031		1042	1112			1131		1142	1212		
Alvechurch (ALV)	d			0946	1016					1046	1116					1146	1216		
Redditch (RDC)	a			0952	1022					1052	1122					1152	1222		
Bromsgrove (BMV)	a		0935				1020	1037					1120	1137					1220

Operator Train ID Days of operation/Notes	LM	LM	XC	LM	LM	LM	LM	LM	XC	LM	LM	LM	LM	LM	XC	LM	LM	LM	
	2014	2R13	1V04 E	2R15	2W28 A	1V23 D	2018	2R17	1V05 E	2R19	2W32 A	1V24 B	2022	2R21	1V06 E	2R23	1V25 B	2W36 A	
Lichfield Trent Valley (LTV)	d		1131		1201				1231		1301				1331		1401		
Lichfield City (LIC)	d		1135		1205				1235		1305				1335		1405		
Shenstone (SEN)	d		1140		1210				1240		1310				1340		1410		
Blake Street (BKT)	d		1143		1213				1243		1313				1343		1413		
Butlers Lane (BUL)	d		1146		1216				1246		1316				1346		1416		
Four Oaks (FOK)	d		1148		1218				1248		1318				1348		1418		
Sutton Coldfield (SUT)	d		1152		1222				1252		1322				1352		1422		
Wylde Green (WYL)	d		1154		1224				1254		1324				1354		1424		
Chester Road (CRD)	d		1156		1226				1256		1326				1356		1426		
Erdington (ERD)	d		1159		1229				1259		1329				1359		1429		
Gravelly Hill (GVH)	d		1201		1231				1301		1331				1401		1431		
Aston (AST)	d		1205		1235	1251			1305		1335	1351			1405		1435		1451
Duddeston (DUD)	d		1208		1238	1254			1308		1338	1354			1408		1438		1454
Birmingham New Street (BHM)	a		1212		1242	1300			1312		1342	1400			1412		1442		1501
Birmingham New Street (BHM)	d	1203	1215	1230	1245		1300	1303	1315	1330	1345		1400	1403	1415	1430	1445	1500	
Five Ways (FWY)	d	1207	1219		1249			1307	1319		1349			1407	1419		1449		
University (UNI)	d	1211	1223	1236a	1253		1306	1311	1323	1336a	1353		1406	1411	1423	1436a	1453	1506	
Selly Oak (SLY)	d	1213	1225		1255			1313	1325		1355			1413	1425		1455		
Bournville (BRV)	d	1216	1228		1258			1316	1328		1358			1416	1428		1458		
Kings Norton (KNN)	d	1219	1231		1301			1319	1331		1401			1419	1431		1501		
Northfield (NFD)	d	1222	1234		1304			1322	1334		1404			1422	1434		1504		
Longbridge (LOB)	d	1226	1237		1307			1326	1337		1407			1426	1437		1507		
Barnt Green (BTG)	d	1231	1242		1312			1331	1342		1412			1431	1442		1512		
Alvechurch (ALV)	d		1246		1316				1346		1416				1446		1516		
Redditch (RDC)	a		1252		1322				1352		1422				1452		1522		
Bromsgrove (BMV)	a	1237					1320	1337					1420	1437				1520	

NOTES (see introductory pages for explanation of train operator codes and standard symbols)

- a Arrival time
- d Departure time
- c Arrives 3 minutes earlier

- A From Walsall to Wolverhampton, see table 069
- B To Hereford, see table 074
- C To Cardiff Central, see table 056
- D To Worcester Foregate Street, see table 074
- E From Nottingham to Cardiff Central, see table 056

Lichfield and Sutton Coldfield to Birmingham, Longbridge, Redditch and Bromsgrove

Sundays

Operator Train ID Days of operation/Notes		LM 2026	LM 2R25	XC 1V07 E	LM 2R27	LM 2W40 A	LM 1V26 B	LM 2030	LM 2R29	XC 1V08 E	LM 2R31	LM 1V27 D	LM 2W44 A	LM 2034	LM 2R33	XC 1V09 E	LM 2R35	LM 1V28 B	LM 2W48 A
Lichfield Trent Valley (LTV)	d		1431		1501					1531		1601			1631		1701		
Lichfield City (LIC)	d		1435		1505					1535		1605			1635		1705		
Shenstone (SEN)	d		1440		1510					1540		1610			1640		1710		
Blake Street (BKT)	d		1443		1513					1543		1613			1643		1713		
Butlers Lane (BUL)	d		1446		1516					1546		1616			1646		1716		
Four Oaks (FOK)	d		1448		1518					1548		1618			1648		1718		
Sutton Coldfield (SUT)	d		1452		1522					1552		1622			1652		1722		
Wylde Green (WYL)	d		1454		1524					1554		1624			1654		1724		
Chester Road (CRD)	d		1456		1526					1556		1626			1656		1726		
Erdington (ERD)	d		1459		1529					1559		1629			1659		1729		
Gravelly Hill (GVH)	d		1501		1531					1601		1631			1701		1731		
Aston (AST)	d		1505		1535	1551				1605		1635	1651		1705		1735		1751
Duddeston (DUD)	d		1508		1538	1554				1608		1638	1654		1708		1738		1754
Birmingham New Street (BHM)	a		1512		1542	1600				1612		1642	1701		1712		1742		1801
Birmingham New Street (BHM)	d	1503	1515	1530	1545		1600	1603	1615	1630	1645	1700		1703	1715	1730	1745	1800	
Five Ways (FWY)	d	1507	1519		1549			1607	1619		1649			1707	1719		1749		
University (UNI)	d	1511	1523	1536a	1553		1606	1611	1623	1636a	1653	1706		1711	1723	1736a	1753	1806	
Selly Oak (SLY)	d	1513	1525		1555			1613	1625		1655			1713	1725		1755		
Bournville (BRV)	d	1516	1528		1558			1616	1628		1658			1716	1728		1758		
Kings Norton (KNN)	d	1519	1531		1601			1619	1631		1701			1719	1731		1801		
Northfield (NFD)	d	1522	1534		1604			1622	1634		1704			1722	1734		1804		
Longbridge (LOB)	d	1526	1537		1607			1626	1637		1707			1726	1737		1807		
Barnt Green (BTG)	d	1531	1542		1612			1631	1642		1712			1731	1742		1812		
Alvechurch (ALV)	d		1546		1616				1646		1716				1746		1816		
Redditch (RDC)	a		1552		1622				1652		1722				1752		1822		
Bromsgrove (BMV)	a	1537					1620	1637				1720		1737				1820	



Operator Train ID Days of operation/Notes		LM 2038	LM 2R37	XC 1V10 E	LM 2R39	LM 2W52 A	LM 1V29 B	LM 2042	LM 2R41	XC 1V11 E	LM 2R43	LM 2W56 A	LM 1V30 D	LM 2046	LM 2R45	LM 2R47	LM 2W60 A	LM 1V20 B	LM 2050
Lichfield Trent Valley (LTV)	d		1731		1801					1831		1901			1931	2001			
Lichfield City (LIC)	d		1735		1805					1835		1905			1935	2005			
Shenstone (SEN)	d		1740		1810					1840		1910			1940	2010			
Blake Street (BKT)	d		1743		1813					1843		1913			1943	2013			
Butlers Lane (BUL)	d		1746		1816					1846		1916			1946	2016			
Four Oaks (FOK)	d		1748		1818					1848		1918			1948	2018			
Sutton Coldfield (SUT)	d		1752		1822					1852		1922			1952	2022			
Wylde Green (WYL)	d		1754		1824					1854		1924			1954	2024			
Chester Road (CRD)	d		1756		1826					1856		1926			1956	2026			
Erdington (ERD)	d		1759		1829					1859		1929			1959	2029			
Gravelly Hill (GVH)	d		1801		1831					1901		1931			2001	2031			
Aston (AST)	d		1805		1835	1851				1905		1935	1951		2005	2035	2051		
Duddeston (DUD)	d		1808		1838	1854				1908		1938	1954		2008	2038	2054		
Birmingham New Street (BHM)	a		1812		1842	1900				1912		1942	2000		2012	2042	2100		
Birmingham New Street (BHM)	d	1803	1815	1830	1845		1900	1903	1915	1930	1945		2000	2003	2015	2045		2100	2103
Five Ways (FWY)	d	1807	1819		1849			1907	1919		1949			2007	2019	2049			2107
University (UNI)	d	1811	1823	1836a	1853		1906	1911	1923	1936a	1953		2006	2011	2023	2053		2106	2111
Selly Oak (SLY)	d	1813	1825		1855			1913	1925		1955			2013	2025	2055			2113
Bournville (BRV)	d	1816	1828		1858			1916	1928		1958			2016	2028	2058			2116
Kings Norton (KNN)	d	1819	1831		1901			1919	1931		2001			2019	2031	2101			2119
Northfield (NFD)	d	1822	1834		1904			1922	1934		2004			2022	2034	2104			2122
Longbridge (LOB)	d	1826	1837		1907			1926	1937		2007			2026	2037	2107			2126
Barnt Green (BTG)	d	1831	1842		1912			1931	1942		2012			2031	2042	2112			2131
Alvechurch (ALV)	d		1846		1916				1946		2016				2046	2116			
Redditch (RDC)	a		1852		1922				1952		2022				2052	2122			
Bromsgrove (BMV)	a	1837					1920	1937					2020	2037				2120	2137

NOTES (see introductory pages for explanation of train operator codes and standard symbols)

- a Arrival time
- d Departure time
- A From Walsall to Wolverhampton, see table 069
- B To Hereford, see table 074
- D To Worcester Foregate Street, see table 074
- E From Nottingham to Cardiff Central, see table 056

Lichfield and Sutton Coldfield to Birmingham, Longbridge, Redditch and Bromsgrove

Sundays

Operator Train ID Days of operation/Notes	LM	LM	LM	LM	LM	LM	LM	LM	LM	LM	LM	LM	LM
	2R49	2R51	2W64 A	1V21 F	2O54	2R53	1V22 G	2R55	2O58	2W68 A	2R57	2G59	2A70 H
Lichfield Trent Valley (LTV) d	2031	2101				2131		2201			2231	2301	
Lichfield City (LIC) d	2035	2105				2135		2205			2235	2305	
Shenstone (SEN) d	2040	2110				2140		2210			2240	2310	
Blake Street (BKT) d	2043	2113				2143		2213			2243	2313	
Butlers Lane (BUL) d	2046	2116				2146		2216			2246	2316	
Four Oaks (FOK) d	2048	2118				2148		2218			2248	2318	
Sutton Coldfield (SUT) d	2052	2122				2152		2222			2252	2322	
Wylde Green (WYL) d	2054	2124				2154		2224			2254	2324	
Chester Road (CRD) d	2056	2126				2156		2226			2256		
Erdington (ERD) d	2059	2129				2159		2229			2259		
Gravelly Hill (GVH) d	2101	2131				2201		2231			2301		
Aston (AST) d	2105	2135	2151			2205		2235		2251	2305		2351
Duddeston (DUD) d	2108	2138	2154			2208		2238		2254	2308		2354
Birmingham New Street (BHM)  a	2112	2142	2200			2212		2242		2300	2312	2339	2359
Birmingham New Street (BHM)  d	2115	2145		2200	2203	2215	2230	2245	2303		2315		
Five Ways (FWY) d	2119	2149			2207	2219		2249	2307		2319		
University (UNI) d	2123	2153		2206	2211	2223	2235	2253	2311		2323		
Selly Oak (SLY) d	2125	2155			2213	2225		2255	2313		2325		
Bournville (BRV) d	2128	2158			2216	2228		2258	2316		2328		
Kings Norton (KNN) d	2131	2201			2219	2231		2301	2319		2331		
Northfield (NFD) d	2134	2204			2222	2234		2304	2322		2334		
Longbridge (LOB) d	2137	2207			2227c	2237		2307	2325		2337		
Barnt Green (BTG) d	2142	2212			2231	2242		2312	2329		2342		
Alvechurch (ALV) d	2147	2216				2246		2316			2347		
Redditch (RDC) a	2152	2222				2252		2322			2352		
Bromsgrove (BMV) a				2220	2237		2249		2337				



NOTES (see introductory pages for explanation of train operator codes and standard symbols)



- a Arrival time
- d Departure time
- c Arrives 3 minutes earlier

- A From Walsall to Wolverhampton, see table 069
- F To Great Malvern, see table 074
- G To Worcester Shrub Hill, see table 074
- H From Walsall, see table 069

Bromsgrove, Redditch and Longbridge to Birmingham, Sutton Coldfield and Lichfield

Mondays to Fridays

Operator Train ID Days of operation/Notes	LM	LM	LM	LM	LM	LM	LM	LM	LM	LM	LM	LM	LM	LM	LM	LM	LM	LM
	2G76 MX	2P01	2U02	2H03 A	2P03	2U04	2A01 B	2P05	2U06	1M03 C	2A03 B	2P07	1M53 D	2U08	2A05 E	2P09	2U10	1M41 C
Bromsgrove (BMV)	d									0621		0629	0642			0703		0723
Redditch (RDC)	d								0601					0631				0701
Alvechurch (ALV)	d								0606					0636				0706
Barnt Green (BTG)	d								0612				0635	0642				0712
Longbridge (LOB)	d							0613	0622c			0643e		0652c		0713	0722c	
Northfield (NFD)	d							0615	0624			0645		0654		0715	0724	
Kings Norton (KNN)	d							0618	0627			0648		0658		0718	0727	
Bournville (BRV)	d							0620	0629			0650		0700		0720	0729	
Selly Oak (SLY)	d	0002						0623	0632			0653		0703		0723	0732	
University (UNI)	d	0004						0626	0635	0639		0656	0700	0706		0726	0735	0740
Five Ways (FWY)	d	0008						0630	0639			0700		0710		0730	0739	
Birmingham New Street (BHM)	 a	0011						0633	0642	0649		0703	0709	0713		0733	0742	0746
Birmingham New Street (BHM)	 d		0535	0546	0600	0606	0615	0625	0636	0646		0700	0706		0716	0730	0736	0746
Duddeston (DUD)	d		0539	0551	0605		0620	0630		0650		0705		0720	0735		0750	
Aston (AST)	d		0542	0554	0608a	0613	0623	0634a	0643	0653		0707a	0713		0723	0737a	0743	0753
Gravelly Hill (GVH)	d		0546	0557		0616	0626		0646	0656			0716		0726		0746	0756
Erdington (ERD)	d		0549	0600		0619	0629		0649	0659			0719		0729		0749	0759
Chester Road (CRD)	d		0551	0602		0621	0631		0651	0701			0721		0731		0751	0801
Wylde Green (WYL)	d		0553	0604		0623	0633		0653	0703			0723		0733		0753	0803
Sutton Coldfield (SUT)	d		0557	0607		0627	0636		0657	0706			0727		0736		0757	0806
Four Oaks (FOK)	d		0600	0611a		0630	0640a		0700	0710a			0730		0740a		0800	0810a
Butlers Lane (BUL)	d		0603			0633			0703				0733				0803	
Blake Street (BKT)	d		0605			0635			0705				0735				0805	
Shenstone (SEN)	d		0609			0639			0709				0739				0809	
Lichfield City (LIC)	d		0614			0644			0714				0744				0814	
Lichfield Trent Valley (LTV)	a		0617			0647			0717				0747				0817	

Operator Train ID Days of operation/Notes	LM	LM	LM	XC	LM	LM	LM	LM	XC	LM	LM	LM	LM	LM	LM	LM	LM	LM	XC
	2A99 E	2P11	2U12	1L98 F	2A07 E	2P13	1M56 G	2U14	1M00 H	2A09 E	2P15	1M57 G	2U16	2A11 E	2P17	2U18	1M05 C	1M92 H	
Bromsgrove (BMV)	d		0729					0803					0829	0843			0903		0913
Redditch (RDC)	d			0731					0801				0831			0901			
Alvechurch (ALV)	d			0736					0806				0836			0906			
Barnt Green (BTG)	d		0735	0742					0813				0835			0916c			
Longbridge (LOB)	d		0743e	0752e			0813		0822c			0843e		0852e		0913	0922		
Northfield (NFD)	d		0745	0754			0815		0824			0845		0854		0915	0924		
Kings Norton (KNN)	d		0748	0757			0818		0827			0848		0858		0918	0927		
Bournville (BRV)	d		0750	0759			0820		0829			0850		0900		0920	0929		
Selly Oak (SLY)	d		0753	0802			0823		0832			0853		0903		0923	0932		
University (UNI)	d		0756	0805	0809		0826	0830	0835	0839		0856	0859	0906		0926	0935	0939	
Five Ways (FWY)	d		0800	0809			0830		0839			0900		0910		0930	0939		
Birmingham New Street (BHM)	 a		0803	0812	0816		0833	0836	0842	0845		0904	0909	0913		0933	0942	0943	0945
Birmingham New Street (BHM)	 d	0800	0806	0816		0830	0836		0846		0900	0906		0916	0930	0936	0946		
Duddeston (DUD)	d	0805		0820		0835		0850		0905		0920	0935		0950				
Aston (AST)	d	0807a	0813	0823		0837a	0843		0853	0907a	0913		0923	0937a	0943	0953			
Gravelly Hill (GVH)	d		0816	0826		0846		0856			0916		0926		0946	0956			
Erdington (ERD)	d		0819	0829		0849		0859			0919		0929		0949	0959			
Chester Road (CRD)	d		0821	0831		0851		0901			0921		0931		0951	1001			
Wylde Green (WYL)	d		0823	0833		0853		0903			0923		0933		0953	1003			
Sutton Coldfield (SUT)	d		0827	0836		0857		0906			0927		0936		0957	1006			
Four Oaks (FOK)	d		0830	0840a		0900		0910a			0930		0940a		1000	1010a			
Butlers Lane (BUL)	d		0833			0903					0933				1003				
Blake Street (BKT)	d		0835			0905					0935				1005				
Shenstone (SEN)	d		0839			0909					0939				1009				
Lichfield City (LIC)	d		0844			0914					0944				1014				
Lichfield Trent Valley (LTV)	a		0847			0917					0947				1017				



NOTES (see introductory pages for explanation of train operator codes and standard symbols)



- a Arrival time
- d Departure time
- c Arrives 5 minutes earlier
- e Arrives 4 minutes earlier
- MX Not Mondays

- A From Wolverhampton to Rugeley Trent Valley, see table 069
- B To Walsall, see table 069
- C From Great Malvern, see table 074
- D From Worcester Foregate Street, see table 074
- E From Wolverhampton to Walsall, see table 069
- F From Bristol Temple Meads to Stansted Airport, see table 054/056
- G From Hereford, see table 074
- H From Cardiff Central to Nottingham, see table 056

Bromsgrove, Redditch and Longbridge to Birmingham, Sutton Coldfield and Lichfield

Mondays to Fridays

Operator Train ID Days of operation/Notes	LM	LM	LM	LM	LM	LM	LM	XC	LM	LM	LM	LM	LM	LM	LM	XC	LM	LM	
	2A13 E	2P19	1M58 G	2U20	2A15 E	2P21	2U22	1M01 H	2A17 E	2P23	1M59 G	2U24	2A19 E	2P25	2U26	1M60 H	2A21 E	2P27	
Bromsgrove (BMV)	d		0929	0943			1003				1029	1043			1103				1129
Redditch (RDC)	d				0931			1001							1101				
Alvechurch (ALV)	d				0936			1006							1106				
Barnt Green (BTG)	d		0935		0942			1013			1035				1112				1135
Longbridge (LOB)	d		0943e		0952c		1013	1022e			1043e			1113	1122e				1143e
Northfield (NFD)	d		0945		0954		1015	1024			1045			1115	1124				1145
Kings Norton (KNN)	d		0948		0958		1018	1027			1048			1118	1127				1148
Bournville (BRV)	d		0950		1000		1020	1029			1050			1120	1129				1150
Selly Oak (SLY)	d		0953		1003		1023	1032			1053			1123	1132				1153
University (UNI)	d		0956	1000	1006		1026	1035	1039		1056	1100		1126	1135	1139			1156
Five Ways (FWY)	d		1000		1010		1030	1039			1100			1130	1139				1200
Birmingham New Street (BHM) 	a		1003	1008	1013		1033	1042	1045		1103	1109	1113	1133	1142	1145			1203
Birmingham New Street (BHM) 	d	1000	1006		1016	1030	1036	1046		1100	1106		1116	1130	1136	1146		1200	1206
Duddeston (DUD)	d	1005			1020	1035		1050		1105			1120	1135		1150		1205	
Aston (AST)	d	1007a	1013		1023	1037a	1043	1053		1107a	1113		1123	1137a	1143	1153		1207a	1213
Gravelly Hill (GVH)	d		1016		1026		1046	1056			1116		1126		1146	1156			1216
Erdington (ERD)	d		1019		1029		1049	1059			1119		1129		1149	1159			1219
Chester Road (CRD)	d		1021		1031		1051	1101			1121		1131		1151	1201			1221
Wylde Green (WYL)	d		1023		1033		1053	1103			1123		1133		1153	1203			1223
Sutton Coldfield (SUT)	d		1027		1036		1057	1106			1127		1136		1157	1206			1227
Four Oaks (FOK)	d		1030		1040a		1100	1110a			1130		1140a		1200	1210a			1230
Butlers Lane (BUL)	d		1033				1103				1133				1203				1233
Blake Street (BKT)	d		1035				1105				1135				1205				1235
Shenstone (SEN)	d		1039				1109				1139				1209				1239
Lichfield City (LIC)	d		1044				1114				1144				1214				1244
Lichfield Trent Valley (LTV)	a		1047				1117				1147				1217				1247

Operator Train ID Days of operation/Notes	LM	LM	LM	LM	LM	XC	LM	LM	LM	LM	LM	LM	LM	XC	LM	LM	LM	LM	
	1M61 G	2U28	2A23 E	2P29	2U30	1M94 H	2A25 E	2P31	1M63 G	2U32	2A27 E	2P33	2U34	1M64 H	2A29 E	2P35	1M66 G	2U36	
Bromsgrove (BMV)	d	1143			1203				1229	1243				1303				1329	1343
Redditch (RDC)	d		1131			1201					1231			1301					1331
Alvechurch (ALV)	d		1136			1206					1236			1306					1336
Barnt Green (BTG)	d		1142			1212			1235		1242			1312			1335		1342
Longbridge (LOB)	d		1152e		1213	1222c			1243e		1252c		1313	1322c			1343e		1352c
Northfield (NFD)	d		1154		1215	1224			1245		1254		1315	1324			1345		1354
Kings Norton (KNN)	d		1158		1218	1227			1248		1258		1318	1327			1348		1358
Bournville (BRV)	d		1200		1220	1229			1250		1300		1320	1329			1350		1400
Selly Oak (SLY)	d		1203		1223	1232			1253		1303		1323	1332			1353		1403
University (UNI)	d	1200	1206		1226	1235	1239		1256	1300	1306		1326	1335	1339		1356	1400	1406
Five Ways (FWY)	d		1210		1230	1239			1300		1310		1330	1339			1400		1410
Birmingham New Street (BHM) 	a	1208	1213		1233	1242	1245		1303	1309	1313		1333	1342	1345		1403	1409	1413
Birmingham New Street (BHM) 	d		1216	1230	1236	1246		1300	1306		1316	1330	1336	1346		1400	1406		1416
Duddeston (DUD)	d		1220	1235		1250			1305		1320	1335		1350		1405			1420
Aston (AST)	d		1223	1237a	1243	1253		1307a	1313		1323	1337a	1343	1353		1407a	1413		1423
Gravelly Hill (GVH)	d		1226		1246	1256			1316		1326		1346	1356			1416		1426
Erdington (ERD)	d		1229		1249	1259			1319		1329		1349	1359			1419		1429
Chester Road (CRD)	d		1231		1251	1301			1321		1331		1351	1401			1421		1431
Wylde Green (WYL)	d		1233		1253	1303			1323		1333		1353	1403			1423		1433
Sutton Coldfield (SUT)	d		1236		1257	1306			1327		1336		1357	1406			1427		1436
Four Oaks (FOK)	d		1240a		1300	1310a			1330		1340a		1400	1410a			1430		1440a
Butlers Lane (BUL)	d				1303				1333				1403				1433		
Blake Street (BKT)	d				1305				1335				1405				1435		
Shenstone (SEN)	d				1309				1339				1409				1439		
Lichfield City (LIC)	d				1314				1344				1414				1444		
Lichfield Trent Valley (LTV)	a				1317				1347				1417				1447		



NOTES (see introductory pages for explanation of train operator codes and standard symbols)



- a Arrival time
d Departure time
c Arrives 5 minutes earlier
e Arrives 4 minutes earlier

- E From Wolverhampton to Walsall, see table 069
G From Hereford, see table 074
H From Cardiff Central to Nottingham, see table 056

Bromsgrove, Redditch and Longbridge to Birmingham, Sutton Coldfield and Lichfield

Mondays to Fridays

Operator Train ID Days of operation/Notes	LM	LM	LM	XC	LM	LM	LM	LM	LM	LM	LM	XC	LM	LM	LM	LM	LM	LM
	2A31 E	2P37	2U38	1M99 H	2A33 E	2P39	1M67 G	2U40	2A35 E	2P41	2U42	1M68 H	2A37 E	2P43	1M89 G	2U44	2A39 E	2P45
Bromsgrove (BMV)	d	1403				1429	1443			1503				1529	1543			1603
Redditch (RDC)	d		1401					1431			1501					1531		
Alvechurch (ALV)	d		1406					1436			1506					1536		
Barnt Green (BTG)	d		1412			1435		1442			1512			1535		1542		1609
Longbridge (LOB)	d	1413	1422c			1443e		1452c		1513	1522c			1543e		1552c		1614
Northfield (NFD)	d	1415	1424			1445		1454		1515	1524			1545		1554		1616
Kings Norton (KNN)	d	1418	1427			1448		1458		1518	1527			1548		1558		1619
Bournville (BRV)	d	1420	1429			1450		1500		1520	1529			1550		1600		1621
Selly Oak (SLY)	d	1423	1432			1453		1503		1523	1532			1553		1603		1624
University (UNI)	d	1426	1435	1439		1456	1500	1506		1526	1535	1539		1556	1600	1606		1627
Five Ways (FWY)	d	1430	1439			1500		1510		1530	1539			1600		1610		1631
Birmingham New Street (BHM) 	a	1433	1442	1445		1503	1509	1513		1533	1542	1545		1603	1609	1613		1634
Birmingham New Street (BHM) 	d	1430	1436	1446		1500	1506	1516	1530	1536	1546		1600	1606		1616	1630	1636
Duddeston (DUD)	d	1435		1450		1505		1520	1535		1550		1605		1620	1635		
Aston (AST)	d	1437a	1443	1453		1507a	1513	1523	1537a	1543	1553		1607a	1613	1623	1637a	1643	
Gravelly Hill (GVH)	d		1446	1456			1516	1526		1546	1556			1616		1626		1646
Erdington (ERD)	d		1449	1459			1519	1529		1549	1559			1619		1629		1649
Chester Road (CRD)	d		1451	1501			1521	1531		1551	1601			1621		1631		1651
Wylde Green (WYL)	d		1453	1503			1523	1533		1553	1603			1623		1633		1653
Sutton Coldfield (SUT)	d		1457	1506			1527	1536		1557	1606			1627		1636		1657
Four Oaks (FOK)	d		1500	1510a			1530	1540a		1600	1610a			1630		1640a		1700
Butlers Lane (BUL)	d		1503				1533			1603				1633				1703
Blake Street (BKT)	d		1505				1535			1605				1635				1705
Shenstone (SEN)	d		1509				1539			1609				1639				1709
Lichfield City (LIC)	d		1514				1544			1614				1644				1714
Lichfield Trent Valley (LTV)	a		1517				1547			1617				1647				1717

Operator Train ID Days of operation/Notes	LM	XC	LM	LM	LM	LM	LM	LM	LM	XC	LM	LM	LM	LM	LM	LM	LM	XC
	2U46	1M98 H	2A41 E	2P47	2U48	1M72 G	2A43 E	2P49	2U50	1M73 H	2A45 E	2P51	1M92 G	2U52	2A47 E	2P53	2U54	1M75 H
Bromsgrove (BMV)	d			1629		1643		1703					1729	1743			1802	
Redditch (RDC)	d	1601				1631			1701					1731			1801	
Alvechurch (ALV)	d	1606				1636			1706					1736			1806	
Barnt Green (BTG)	d	1612		1635	1642	1654			1712				1735	1742		1808	1812	
Longbridge (LOB)	d	1622f		1643e	1652c			1713	1722c			1743e		1752c		1813	1822c	
Northfield (NFD)	d	1624		1645	1654			1715	1724			1745		1754		1815	1824	
Kings Norton (KNN)	d	1627		1648	1657			1718	1727			1748		1758		1818	1827	
Bournville (BRV)	d	1629		1650	1659			1720	1729			1750		1800		1820	1829	
Selly Oak (SLY)	d	1632		1653	1702			1723	1732			1753		1803		1823	1832	
University (UNI)	d	1635	1639	1656	1705	1709		1726	1735	1739		1756	1800	1806		1826	1835	1839
Five Ways (FWY)	d	1639		1700	1709			1730	1739			1800		1810		1830	1839	
Birmingham New Street (BHM) 	a	1642	1645	1703	1712	1717		1733	1742	1745		1803	1809	1813		1833	1842	1845
Birmingham New Street (BHM) 	d	1646		1700	1706	1716		1730	1736	1746		1800	1806		1816	1830	1836	1846
Duddeston (DUD)	d	1650		1705		1720		1735		1750		1805		1820	1835		1850	
Aston (AST)	d	1653		1707a	1713	1723		1737a	1743	1753		1807a	1813	1823	1837a	1843	1853	
Gravelly Hill (GVH)	d	1656			1716	1726			1746	1756			1816	1826		1846	1856	
Erdington (ERD)	d	1659			1719	1729			1749	1759			1819	1829		1849	1859	
Chester Road (CRD)	d	1701			1721	1731			1751	1801			1821	1831		1851	1901	
Wylde Green (WYL)	d	1703			1723	1733			1753	1803			1823	1833		1853	1903	
Sutton Coldfield (SUT)	d	1706			1727	1736			1757	1806			1827	1836		1857	1906	
Four Oaks (FOK)	d	1710a			1730	1740a			1800	1810a			1830	1840a		1900	1910a	
Butlers Lane (BUL)	d				1733				1803				1833			1903		
Blake Street (BKT)	d				1735				1805				1835			1905		
Shenstone (SEN)	d				1739				1809				1839			1909		
Lichfield City (LIC)	d				1744				1814				1844			1914		
Lichfield Trent Valley (LTV)	a				1747				1817				1847			1917		



NOTES (see introductory pages for explanation of train operator codes and standard symbols)



- a Arrival time
- d Departure time
- c Arrives 5 minutes earlier
- e Arrives 4 minutes earlier
- f Arrives 3 minutes earlier

- E From Wolverhampton to Walsall, see table 069
- G From Hereford, see table 074
- H From Cardiff Central to Nottingham, see table 056

Bromsgrove, Redditch and Longbridge to Birmingham, Sutton Coldfield and Lichfield

Mondays to Fridays

Operator Train ID Days of operation/Notes	LM	LM	LM	LM	LM	LM	LM	LM	XC	LM	LM	LM	LM	LM	LM	LM	LM	XC	LM	
	2A49 E	2P55	1M76 G	2U56	2A51 E	2P57	1M80 J	2U58	1M95 H	2A53 E	2P59	2U60	1M78 G	2A55 E	2P61	2U62	1M84 H	2A57 E		
Bromsgrove (BMV)	d		1829	1843			1903	1912				1929			1947		2003			
Redditch (RDC)	d				1831				1901			1931					2001			
Alvechurch (ALV)	d				1836				1906			1936					2006			
Barnt Green (BTG)	d		1835		1842				1912			1935	1942				2012			
Longbridge (LOB)	d		1843e		1852c		1913		1922c			1943e	1952c			2013	2022c			
Northfield (NFD)	d		1845		1854		1915		1924			1945	1954			2015	2024			
Kings Norton (KNN)	d		1848		1858		1918		1927			1948	1957			2018	2027			
Bournville (BRV)	d		1850		1900		1920		1930			1950	1959			2020	2029			
Selly Oak (SLY)	d		1853		1903		1923		1933			1953	2002			2023	2032			
University (UNI)	d		1856	1900	1906		1926	1930	1935	1939		1956	2005	2009		2026	2035	2039		
Five Ways (FWY)	d		1900		1910		1930		1939			2000	2009			2030	2039			
Birmingham New Street (BHM)	 a		1903	1910	1913		1933	1937	1943	1946		2003	2012	2016		2033	2042	2045		
Birmingham New Street (BHM)	 d	1900	1906		1916	1930	1936		1946		2000	2006	2016		2030	2036	2046		2100	
Duddeston (DUD)	d	1905			1920	1935			1950		2005		2020		2035		2050		2105	
Aston (AST)	d	1907a	1913		1923	1937a	1943		1953		2007a	2013	2023		2037a	2043	2053		2107a	
Gravelly Hill (GVH)	d		1916		1926		1946		1956			2016	2026			2046	2056			
Erdington (ERD)	d		1919		1929		1949		1959			2019	2029			2049	2059			
Chester Road (CRD)	d		1921		1931		1951		2001			2021	2031			2051	2101			
Wylde Green (WYL)	d		1923		1933		1953		2003			2023	2033			2053	2103			
Sutton Coldfield (SUT)	d		1927		1936		1957		2006			2027	2036			2057	2106			
Four Oaks (FOK)	d		1930		1940a		2000		2010a			2030	2040a			2100	2110a			
Butlers Lane (BUL)	d		1933				2003					2033				2103				
Blake Street (BKT)	d		1935				2005					2035				2105				
Shenstone (SEN)	d		1939				2009					2039				2109				
Lichfield City (LIC)	d		1944				2014					2044				2114				
Lichfield Trent Valley (LTV)	a		1947				2017					2047				2117				



Operator Train ID Days of operation/Notes	LM	LM	LM	LM	LM	LM	XC	LM	LM	LM	LM	LM	LM	LM	LM	LM	LM	LM	LM	
	2P63	2U64	1M82 G	2A59 E	2P65	2U66	1M85 H	2A61 E	2P67	2U68	2H17 A	2P69	2U70	1M70 G	2A65 B	2L71	2G72	2H19 K		
Bromsgrove (BMV)	d	2029		2052		2102				2129				2203		2226		2231		
Redditch (RDC)	d		2031			2101				2131			2201					2231		
Alvechurch (ALV)	d		2036			2106				2136			2206					2236		
Barnt Green (BTG)	d	2035	2042			2108	2112			2143			2212				2237	2242		
Longbridge (LOB)	d	2043e	2052c			2113	2122c			2143c	2152e		2213	2222c			2242	2252c		
Northfield (NFD)	d	2045	2054			2115	2124			2145	2154		2215	2224			2244	2254		
Kings Norton (KNN)	d	2048	2057			2118	2127			2148	2157		2218	2227			2247	2257		
Bournville (BRV)	d	2050	2059			2120	2129			2150	2159		2220	2229			2249	2259		
Selly Oak (SLY)	d	2053	2102			2123	2132			2153	2202		2223	2232			2252	2302		
University (UNI)	d	2056	2105	2109		2126	2135	2148		2156	2205		2226	2235	2244		2255	2305		
Five Ways (FWY)	d	2100	2109			2130	2139			2200	2209		2230	2239			2259	2309		
Birmingham New Street (BHM)	 a	2103	2112	2117		2133	2142	2154		2203	2212		2233	2242	2252		2302	2312		
Birmingham New Street (BHM)	 d	2106	2116		2130	2136	2146		2200	2206	2216	2230	2237	2246		2300	2307		2322	
Duddeston (DUD)	d		2120		2135		2150		2205		2220	2235		2250		2305	2311		2327	
Aston (AST)	d	2113	2123		2137a	2143	2153		2207a	2213	2223	2237a	2244	2253		2307a	2314		2330	
Gravelly Hill (GVH)	d	2116	2126			2146	2156			2216	2226		2247	2256			2317			
Erdington (ERD)	d	2119	2129			2149	2159			2219	2229		2250	2259			2320			
Chester Road (CRD)	d	2121	2131			2151	2201			2221	2231		2252	2301			2322			
Wylde Green (WYL)	d	2123	2133			2153	2203			2223	2233		2254	2303			2324			
Sutton Coldfield (SUT)	d	2127	2136			2157	2206			2227	2236		2258	2306			2328			
Four Oaks (FOK)	d	2130	2140a			2200	2210a			2230	2240a		2301	2310a			2331			
Butlers Lane (BUL)	d	2133				2203				2233			2304				2334			
Blake Street (BKT)	d	2135				2205				2235			2306				2336			
Shenstone (SEN)	d	2139				2209				2239			2310				2340			
Lichfield City (LIC)	d	2144				2214				2244			2315				2347a			
Lichfield Trent Valley (LTV)	a	2147				2217				2247			2318							

NOTES (see introductory pages for explanation of train operator codes and standard symbols)

- a Arrival time
- d Departure time
- c Arrives 5 minutes earlier
- e Arrives 4 minutes earlier
- A From Wolverhampton to Rugeley Trent Valley, see table 069
- B To Walsall, see table 069
- E From Wolverhampton to Walsall, see table 069
- G From Hereford, see table 074
- H From Cardiff Central to Nottingham, see table 056
- J From Worcester Shrub Hill, see table 074
- K To Hednesford, see table 069

Bromsgrove, Redditch and Longbridge to Birmingham, Sutton Coldfield and Lichfield

Mondays to Fridays



	Operator Train ID	LM 2U73	LM 2G74	LM 2G75	LM 2G76
Bromsgrove (BMV)	d	2303		2331	
Redditch (RDC)	d		2301		2331
Alvechurch (ALV)	d		2306		2336
Barnt Green (BTG)	d		2312	2337	2342
Longbridge (LOB)	d	2313	2322c	2343	2351e
Northfield (NFD)	d	2315	2324	2345	2353
Kings Norton (KNN)	d	2318	2327	2348	2356
Bournville (BRV)	d	2320	2329	2350	2358
Selly Oak (SLY)	d	2323	2332	2353	0002
University (UNI)	d	2326	2335	2356	0004
Five Ways (FWY)	d	2330	2339	2359	0008
Birmingham New Street (BHM) 	a	2334	2342	0004	0011
Birmingham New Street (BHM) 	d	2338			
Duddeston (DUD)	d	2342			
Aston (AST)	d	2345			
Gravelly Hill (GVH)	d	2348			
Erdington (ERD)	d	2351			
Chester Road (CRD)	d	2353			
Wylde Green (WYL)	d	2355			
Sutton Coldfield (SUT)	d	2358			
Four Oaks (FOK)	d	0002a			
Butlers Lane (BUL)	d				
Blake Street (BKT)	d				
Shenstone (SEN)	d				
Lichfield City (LIC)	d				
Lichfield Trent Valley (LTV)	a				



NOTES (see introductory pages for explanation of train operator codes and standard symbols)

- a Arrival time
- d Departure time
- c Arrives 5 minutes earlier
- e Arrives 4 minutes earlier

Bromsgrove, Redditch and Longbridge to Birmingham, Sutton Coldfield and Lichfield

Saturdays

Operator Train ID Days of operation/Notes	LM	LM	LM	LM	LM	LM	LM	LM	LM	LM	LM	LM	LM	LM	LM	LM	LM	
	2G76	2P01	2U02	2H03 A	2P03	2U04	2A01 B	2P05	2U06	2A03 B	2P07	2U08	1M50 C	2A05 D	2P09	2U10	2A99 D	
Bromsgrove (BMV)	d										0629		0648		0703			
Redditch (RDC)	d								0601			0631				0701		
Alvechurch (ALV)	d								0606			0636				0706		
Barnt Green (BTG)	d								0612		0635	0642				0712		
Longbridge (LOB)	d							0613	0622c		0643e	0652c			0713	0722c		
Northfield (NFD)	d							0615	0624		0645	0654			0715	0724		
Kings Norton (KNN)	d							0618	0627		0648	0657			0718	0727		
Bournville (BRV)	d							0620	0629		0650	0659			0720	0729		
Selly Oak (SLY)	d	0002						0623	0632		0653	0702			0723	0732		
University (UNI)	d	0004						0626	0635		0656	0705	0709		0726	0735		
Five Ways (FWY)	d	0008						0630	0639		0700	0709			0730	0739		
Birmingham New Street (BHM) 	a	0011						0633	0642		0703	0712	0719		0733	0742		
Birmingham New Street (BHM) 	d		0535	0546	0600	0607	0616	0625	0636	0646	0700	0706	0716		0730	0736	0746	0800
Duddeston (DUD)	d		0541	0551	0605		0621	0630		0650	0705		0720		0735		0750	0805
Aston (AST)	d		0544	0554	0608a	0614	0624	0634a	0643	0653	0707a	0713	0723		0737a	0743	0753	0807a
Gravelly Hill (GVH)	d		0547	0557		0617	0627		0646	0656		0716	0726			0746	0756	
Erdington (ERD)	d		0550	0600		0620	0630		0649	0659		0719	0729			0749	0759	
Chester Road (CRD)	d		0552	0602		0622	0632		0651	0701		0721	0731			0751	0801	
Wylde Green (WYL)	d		0554	0604		0624	0634		0653	0703		0723	0733			0753	0803	
Sutton Coldfield (SUT)	d		0558	0607		0628	0637		0657	0706		0727	0736			0757	0806	
Four Oaks (FOK)	d		0601	0611a		0631	0641a		0700	0710a		0730	0740a			0800	0810a	
Butlers Lane (BUL)	d		0604			0634			0703			0733				0803		
Blake Street (BKT)	d		0606			0636			0705			0735				0805		
Shenstone (SEN)	d		0610			0640			0709			0739				0809		
Lichfield City (LIC)	d		0615			0645			0714			0744				0814		
Lichfield Trent Valley (LTV)	a		0618			0648			0717			0747				0817		

Operator Train ID Days of operation/Notes	LM	XC	LM	LM	LM	LM	LM	XC	LM	LM	LM	LM	LM	LM	LM	XC	LM
	2P11	1L00 E	2U12	1M52 F	2A07 D	2P13	2U14	1M00 G	2A09 D	2P15	1M55 F	2U16	2A11 D	2P17	2U18	1M92 G	2A13 D
Bromsgrove (BMV)	d	0729			0748		0803				0829	0843			0903		
Redditch (RDC)	d			0731			0801					0831			0901		
Alvechurch (ALV)	d			0736			0806					0836			0906		
Barnt Green (BTG)	d	0735		0742			0812				0835	0842			0912		
Longbridge (LOB)	d	0743e		0752e		0813	0822c			0843e		0852c		0913	0922c		
Northfield (NFD)	d	0745		0754		0815	0824			0845		0854		0915	0924		
Kings Norton (KNN)	d	0748		0757		0818	0827			0848		0858		0918	0927		
Bournville (BRV)	d	0750		0759		0820	0829			0850		0900		0920	0929		
Selly Oak (SLY)	d	0753		0802		0823	0832			0853		0903		0923	0932		
University (UNI)	d	0756	0800	0805	0809	0826	0835	0839		0856	0900	0906		0926	0935	0939	
Five Ways (FWY)	d	0800		0809		0830	0839			0900		0910		0930	0939		
Birmingham New Street (BHM) 	a	0803	0806	0812	0816	0833	0842	0845		0903	0909	0913		0933	0942	0945	
Birmingham New Street (BHM) 	d	0806		0816		0830	0836	0846	0900	0906		0916	0930	0936	0946		1000
Duddeston (DUD)	d			0820		0835	0850		0905			0920	0935		0950		1005
Aston (AST)	d	0813		0823		0837a	0843	0853	0907a	0913		0923	0937a	0943	0953		1007a
Gravelly Hill (GVH)	d	0816		0826		0846	0856			0916		0926		0946	0956		
Erdington (ERD)	d	0819		0829		0849	0859			0919		0929		0949	0959		
Chester Road (CRD)	d	0821		0831		0851	0901			0921		0931		0951	1001		
Wylde Green (WYL)	d	0823		0833		0853	0903			0923		0933		0953	1003		
Sutton Coldfield (SUT)	d	0827		0836		0857	0906			0927		0936		0957	1006		
Four Oaks (FOK)	d	0830		0840a		0900	0910a			0930		0940a		1000	1010a		
Butlers Lane (BUL)	d	0833				0903				0933				1003			
Blake Street (BKT)	d	0835				0905				0935				1005			
Shenstone (SEN)	d	0839				0909				0939				1009			
Lichfield City (LIC)	d	0844				0914				0944				1014			
Lichfield Trent Valley (LTV)	a	0847				0917				0947				1017			



NOTES (see introductory pages for explanation of train operator codes and standard symbols)



- a Arrival time
- d Departure time
- c Arrives 5 minutes earlier
- e Arrives 4 minutes earlier

- A From Wolverhampton to Rugeley Trent Valley, see table 069
- B To Walsall, see table 069
- C From Great Malvern, see table 074
- D From Wolverhampton to Walsall, see table 069
- E From Gloucester to Stansted Airport, see table 054/056
- F From Hereford, see table 074
- G From Cardiff Central to Nottingham, see table 056

Bromsgrove, Redditch and Longbridge to Birmingham, Sutton Coldfield and Lichfield

Saturdays

Operator Train ID Days of operation/Notes	LM	LM	LM	LM	LM	LM	LM	XC	LM	LM	LM	LM	LM	LM	LM	LM	XC	LM
	2P19	1M58 F	2U20	2A15 D	2P21	2U22	1M03 H	1M01 G	2A17 D	2P23	1M59 F	2U24	2A19 D	2P25	2U26	1M60 G	2A21 D	
Bromsgrove (BMV)	d	0929	0943			1003					1029	1043				1103		
Redditch (RDC)	d			0931			1001									1101		
Alvechurch (ALV)	d			0936			1006									1106		
Barnt Green (BTG)	d	0935		0942			1012				1035					1112		
Longbridge (LOB)	d	0943e		0952c		1013	1022c				1043e				1113	1122c		
Northfield (NFD)	d	0945		0954		1015	1024				1045				1115	1124		
Kings Norton (KNN)	d	0948		0958		1018	1027				1048				1118	1127		
Bournville (BRV)	d	0950		1000		1020	1029				1050				1120	1129		
Selly Oak (SLY)	d	0953		1003		1023	1032				1053				1123	1132		
University (UNI)	d	0956	1000	1006		1026	1035		1039		1056	1100			1126	1135	1139	
Five Ways (FWY)	d	1000		1010		1030	1039				1100				1130	1139		
Birmingham New Street (BHM) 	a	1003	1009	1013		1033	1042	1044	1045		1103	1109			1133	1142	1145	
Birmingham New Street (BHM) 	d	1006		1016	1030	1036	1046			1100	1106			1116	1130	1136	1146	1200
Duddeston (DUD)	d			1020	1035		1050			1105				1120	1135		1150	1205
Aston (AST)	d	1013		1023	1037a	1043	1053			1107a	1113			1123	1137a	1143	1153	1207a
Gravelly Hill (GVH)	d	1016		1026		1046	1056				1116			1126		1146	1156	
Erdington (ERD)	d	1019		1029		1049	1059				1119			1129		1149	1159	
Chester Road (CRD)	d	1021		1031		1051	1101				1121			1131		1151	1201	
Wylde Green (WYL)	d	1023		1033		1053	1103				1123			1133		1153	1203	
Sutton Coldfield (SUT)	d	1027		1036		1057	1106				1127			1136		1157	1206	
Four Oaks (FOK)	d	1030		1040a		1100	1110a				1130			1140a		1200	1210a	
Butlers Lane (BUL)	d	1033				1103					1133					1203		
Blake Street (BKT)	d	1035				1105					1135					1205		
Shenstone (SEN)	d	1039				1109					1139					1209		
Lichfield City (LIC)	d	1044				1114					1144					1214		
Lichfield Trent Valley (LTV)	a	1047				1117					1147					1217		

Operator Train ID Days of operation/Notes	LM	LM	LM	LM	LM	LM	XC	LM	LM	LM	LM	LM	LM	LM	LM	XC	LM	LM	
	2P27	1M61 F	2U28	2A23 D	2P29	2U30	1M94 G	2A25 D	2P31	1M63 F	2U32	2A27 D	2P33	2U34	1M64 G	2A29 D	2P35		
Bromsgrove (BMV)	d	1129	1143			1203					1229	1243				1303			1329
Redditch (RDC)	d			1131			1201									1301			
Alvechurch (ALV)	d			1136			1206									1306			
Barnt Green (BTG)	d	1135		1142			1212				1235					1312			1335
Longbridge (LOB)	d	1143e		1152c		1213	1222c				1243e				1313	1322c			1343e
Northfield (NFD)	d	1145		1154		1215	1224				1245				1315	1324			1345
Kings Norton (KNN)	d	1148		1158		1218	1227				1248				1318	1327			1348
Bournville (BRV)	d	1150		1200		1220	1229				1250				1320	1329			1350
Selly Oak (SLY)	d	1153		1203		1223	1232				1253				1323	1332			1353
University (UNI)	d	1156	1200	1206		1226	1235	1239			1256	1300			1326	1335	1339		1356
Five Ways (FWY)	d	1200		1210		1230	1239				1300				1330	1339			1400
Birmingham New Street (BHM) 	a	1203	1209	1213		1233	1242	1245			1303	1309			1333	1342	1345		1403
Birmingham New Street (BHM) 	d	1206		1216	1230	1236	1246			1300	1306			1316	1330	1336	1346	1400	1406
Duddeston (DUD)	d			1220	1235		1250			1305				1320	1335		1350	1405	
Aston (AST)	d	1213		1223	1237a	1243	1253			1307a	1313			1323	1337a	1343	1353	1407a	1413
Gravelly Hill (GVH)	d	1216		1226		1246	1256				1316			1326		1346	1356		1416
Erdington (ERD)	d	1219		1229		1249	1259				1319			1329		1349	1359		1419
Chester Road (CRD)	d	1221		1231		1251	1301				1321			1331		1351	1401		1421
Wylde Green (WYL)	d	1223		1233		1253	1303				1323			1333		1353	1403		1423
Sutton Coldfield (SUT)	d	1227		1236		1257	1306				1327			1336		1357	1406		1427
Four Oaks (FOK)	d	1230		1240a		1300	1310a				1330			1340a		1400	1410a		1430
Butlers Lane (BUL)	d	1233				1303					1333					1403			1433
Blake Street (BKT)	d	1235				1305					1335					1405			1435
Shenstone (SEN)	d	1239				1309					1339					1409			1439
Lichfield City (LIC)	d	1244				1314					1344					1414			1444
Lichfield Trent Valley (LTV)	a	1247				1317					1347					1417			1447



NOTES (see introductory pages for explanation of train operator codes and standard symbols)



- a Arrival time
d Departure time
c Arrives 5 minutes earlier
e Arrives 4 minutes earlier

- D From Wolverhampton to Walsall, see table 069
F From Hereford, see table 074
G From Cardiff Central to Nottingham, see table 056
H From Worcester Shrub Hill, see table 074

Bromsgrove, Redditch and Longbridge to Birmingham, Sutton Coldfield and Lichfield

Saturdays

Operator Train ID Days of operation/Notes	LM	LM	LM	LM	LM	XC	LM	LM	LM	LM	LM	LM	LM	XC	LM	LM	LM	
	1M66 F	2U36	2A31 D	2P37	2U38	1M99 G	2A33 D	2P39	1M67 F	2U40	2A35 D	2P41	2U42	1M68 G	2A37 D	2P43	1M89 F	
Bromsgrove (BMV)	d	1343			1403				1429	1443			1503				1529	1543
Redditch (RDC)	d		1331			1401						1431			1501			
Alvechurch (ALV)	d		1336			1406						1436			1506			
Barnt Green (BTG)	d		1342			1412			1435	1442				1512			1535	
Longbridge (LOB)	d		1352c		1413	1422c			1443e		1452c		1513	1522c			1543e	
Northfield (NFD)	d		1354		1415	1424			1445		1454		1515	1524			1545	
Kings Norton (KNN)	d		1358		1418	1427			1448		1458		1518	1527			1548	
Bournville (BRV)	d		1400		1420	1429			1450		1500		1520	1529			1550	
Selly Oak (SLY)	d		1403		1423	1432			1453		1503		1523	1532			1553	
University (UNI)	d	1400	1406		1426	1435	1439		1456	1500	1506		1526	1535	1539		1556	1600
Five Ways (FWY)	d		1410		1430	1439			1500		1510		1530	1539			1600	
Birmingham New Street (BHM) 	a	1409	1413		1433	1442	1445		1503	1509	1513		1533	1542	1545		1603	1609
Birmingham New Street (BHM) 	d		1416	1430	1436	1446		1500	1506		1516	1530	1536	1546		1600	1606	
Duddeston (DUD)	d		1420	1435		1450		1505			1520	1535		1550		1605		
Aston (AST)	d		1423	1437a	1443	1453		1507a	1513		1523	1537a	1543	1553	1607a		1613	
Gravelly Hill (GVH)	d		1426		1446	1456			1516		1526		1546	1556			1616	
Erdington (ERD)	d		1429		1449	1459			1519		1529		1549	1559			1619	
Chester Road (CRD)	d		1431		1451	1501			1521		1531		1551	1601			1621	
Wylde Green (WYL)	d		1433		1453	1503			1523		1533		1553	1603			1623	
Sutton Coldfield (SUT)	d		1436		1457	1506			1527		1536		1557	1606			1627	
Four Oaks (FOK)	d		1440a		1500	1510a			1530		1540a		1600	1610a			1630	
Butlers Lane (BUL)	d				1503				1533				1603				1633	
Blake Street (BKT)	d				1505				1535				1605				1635	
Shenstone (SEN)	d				1509				1539				1609				1639	
Lichfield City (LIC)	d				1514				1544				1614				1644	
Lichfield Trent Valley (LTV)	a				1517				1547				1617				1647	

Operator Train ID Days of operation/Notes	LM	LM	LM	LM	XC	LM	LM	LM	LM	LM	LM	LM	LM	XC	LM	LM	LM	LM
	2U44	2A39 D	2P45	2U46	1M98 G	2A41 D	2P47	1M72 F	2U48	2A43 D	2P49	2U50	1M73 G	2A45 D	2P51	1M92 F	2U52	
Bromsgrove (BMV)	d			1603				1629	1643				1703				1729	1743
Redditch (RDC)	d	1531			1601						1631			1701				1731
Alvechurch (ALV)	d	1536			1606						1636			1706				1736
Barnt Green (BTG)	d	1542			1612			1635			1642			1712			1735	1742
Longbridge (LOB)	d	1552c		1613	1622c			1643e		1652c		1713	1722c			1743e		1752c
Northfield (NFD)	d	1554		1615	1624			1645		1654		1715	1724			1745		1754
Kings Norton (KNN)	d	1558		1618	1627			1648		1658		1718	1727			1748		1757
Bournville (BRV)	d	1600		1620	1629			1650		1700		1720	1729			1750		1759
Selly Oak (SLY)	d	1603		1623	1632			1653		1703		1723	1732			1753		1802
University (UNI)	d	1606		1626	1635	1639		1656	1700	1706		1726	1735	1739		1756	1759	1805
Five Ways (FWY)	d	1610		1630	1639			1700		1710		1730	1739			1800		1809
Birmingham New Street (BHM) 	a	1613		1633	1642	1645		1703	1709	1713		1733	1742	1745		1803	1809	1812
Birmingham New Street (BHM) 	d	1616	1630	1636	1646		1700	1706		1716	1730	1736	1746		1800	1806		1816
Duddeston (DUD)	d	1620	1635		1650		1705			1720	1735		1750		1805			1820
Aston (AST)	d	1623	1637a	1643	1653		1707a	1713		1723	1737a	1743	1753		1807a	1813		1823
Gravelly Hill (GVH)	d	1626		1646	1656			1716		1726		1746	1756			1816		1826
Erdington (ERD)	d	1629		1649	1659			1719		1729		1749	1759			1819		1829
Chester Road (CRD)	d	1631		1651	1701			1721		1731		1751	1801			1821		1831
Wylde Green (WYL)	d	1633		1653	1703			1723		1733		1753	1803			1823		1833
Sutton Coldfield (SUT)	d	1636		1657	1706			1727		1736		1757	1806			1827		1836
Four Oaks (FOK)	d	1640a		1700	1710a			1730		1740a		1800	1810a			1830		1840a
Butlers Lane (BUL)	d			1703				1733				1803				1833		
Blake Street (BKT)	d			1705				1735				1805				1835		
Shenstone (SEN)	d			1709				1739				1809				1839		
Lichfield City (LIC)	d			1714				1744				1814				1844		
Lichfield Trent Valley (LTV)	a			1717				1747				1817				1847		



NOTES (see introductory pages for explanation of train operator codes and standard symbols)



- a Arrival time
- d Departure time
- c Arrives 5 minutes earlier
- e Arrives 4 minutes earlier

- D From Wolverhampton to Walsall, see table 069
- F From Hereford, see table 074
- G From Cardiff Central to Nottingham, see table 056

Bromsgrove, Redditch and Longbridge to Birmingham, Sutton Coldfield and Lichfield

Saturdays

Operator Train ID Days of operation/Notes	LM	LM	LM	XC	LM	LM	LM	LM	LM	LM	LM	XC	LM	LM	LM	LM	LM	
	2A47 D	2P53	2U54	1M75 G	2A49 D	2P55	1M76 F	2U56	2A51 D	2P57	2U58	1M95 G	2A53 D	2P59	1M78 F	2U60	2A55 D	
Bromsgrove (BMV)	d	1803				1829	1843			1903				1929	1943			
Redditch (RDC)	d		1801					1831			1901						1931	
Alvechurch (ALV)	d		1806					1836			1906						1936	
Barnt Green (BTG)	d		1812			1835		1842			1912			1935			1942	
Longbridge (LOB)	d		1813	1822c			1843e	1852c		1913	1922c			1943e			1952c	
Northfield (NFD)	d		1815	1824			1845	1854		1915	1924			1945			1954	
Kings Norton (KNN)	d		1818	1827			1848	1858		1918	1927			1948			1958	
Bournville (BRV)	d		1820	1829			1850	1900		1920	1929			1950			2000	
Selly Oak (SLY)	d		1823	1832			1853	1903		1923	1932			1953			2003	
University (UNI)	d		1826	1835	1839		1856	1900	1906	1926	1935	1939		1956	2000	2006		
Five Ways (FWY)	d		1830	1839			1900	1910		1930	1939			2000			2010	
Birmingham New Street (BHM) 	a		1833	1842	1845		1903	1909	1913		1933	1942	1945		2003	2009	2013	
Birmingham New Street (BHM) 	d	1830	1836	1846		1900	1906		1916	1930	1936	1946		2000	2006		2016	2030
Duddeston (DUD)	d	1835		1850		1905			1920	1935		1950		2005			2020	2035
Aston (AST)	d	1837a	1843	1853		1907a	1913		1923	1937a	1943	1953		2007a	2013		2023	2037a
Gravelly Hill (GVH)	d		1846	1856			1916		1926		1946	1956			2016		2026	
Erdington (ERD)	d		1849	1859			1919		1929		1949	1959			2019		2029	
Chester Road (CRD)	d		1851	1901			1921		1931		1951	2001			2021		2031	
Wylde Green (WYL)	d		1853	1903			1923		1933		1953	2003			2023		2033	
Sutton Coldfield (SUT)	d		1857	1906			1927		1936		1957	2006			2027		2036	
Four Oaks (FOK)	d		1900	1910a			1930		1940a		2000	2010a			2030		2040a	
Butlers Lane (BUL)	d		1903				1933				2003				2033			
Blake Street (BKT)	d		1905				1935				2005				2035			
Shenstone (SEN)	d		1909				1939				2009				2039			
Lichfield City (LIC)	d		1914				1944				2014				2044			
Lichfield Trent Valley (LTV)	a		1917				1947				2017				2047			

Operator Train ID Days of operation/Notes	LM	LM	XC	LM	LM	LM	LM	LM	LM	LM	LM	LM	XC	LM	LM	LM	
	2P61	2U62	1M84 G	2A57 D	2P63	1M82 F	2U64	2A59 D	2P65	2G66	2U66	2A61 D	2P67	1M85 G	2U68	1M88 F	2H17 J
Bromsgrove (BMV)	d	2003				2029	2043			2101				2129			2148
Redditch (RDC)	d		2001					2031			2101						2131
Alvechurch (ALV)	d		2006					2036			2106						2136
Barnt Green (BTG)	d		2012			2035		2042			2112			2135			2142
Longbridge (LOB)	d	2013	2022c			2043e		2052c		2111	2122c			2143e			2152c
Northfield (NFD)	d	2015	2024			2045		2054		2113	2124			2145			2154
Kings Norton (KNN)	d	2018	2027			2048		2058		2116	2127			2148			2157
Bournville (BRV)	d	2020	2029			2050		2100		2118	2129			2150			2159
Selly Oak (SLY)	d	2023	2032			2053		2103		2121	2132			2153			2202
University (UNI)	d	2026	2035	2039		2056	2059	2106		2124	2135			2156	2200	2205	2209
Five Ways (FWY)	d	2030	2039			2100		2110		2128	2139			2200			2209
Birmingham New Street (BHM) 	a	2033	2042	2045		2103	2109	2113		2131	2142			2203	2207	2212	2218
Birmingham New Street (BHM) 	d	2036	2046		2100	2106		2116	2130	2136		2146	2200	2207		2216	2226
Duddeston (DUD)	d		2050		2105			2120	2135			2150	2205			2220	2231
Aston (AST)	d	2043	2053		2107a	2113		2123	2137a	2143		2153	2207a	2214		2223	2233a
Gravelly Hill (GVH)	d	2046	2056			2116		2126		2146		2157		2217		2226	
Erdington (ERD)	d	2049	2059			2119		2129		2149		2200		2220		2229	
Chester Road (CRD)	d	2051	2101			2121		2131		2151		2202		2222		2231	
Wylde Green (WYL)	d	2053	2103			2123		2133		2153		2204		2224		2233	
Sutton Coldfield (SUT)	d	2057	2106			2127		2136		2157		2207		2228		2236	
Four Oaks (FOK)	d	2100	2110a			2130		2140a		2200		2210a		2231		2240a	
Butlers Lane (BUL)	d	2103				2133				2203				2234			
Blake Street (BKT)	d	2105				2135				2205				2236			
Shenstone (SEN)	d	2109				2139				2209				2240			
Lichfield City (LIC)	d	2114				2144				2214				2245			
Lichfield Trent Valley (LTV)	a	2117				2147				2217				2248			



NOTES (see introductory pages for explanation of train operator codes and standard symbols)

- a Arrival time
d Departure time
c Arrives 5 minutes earlier
e Arrives 4 minutes earlier

- D From Wolverhampton to Walsall, see table 069
F From Hereford, see table 074
G From Cardiff Central to Nottingham, see table 056
J From Birmingham International to Rugeley Trent Valley, see table 069

Bromsgrove, Redditch and Longbridge to Birmingham, Sutton Coldfield and Lichfield

Saturdays

Operator Train ID Days of operation/Notes	LM	LM	XC	LM	LM	LM	LM	LM	LM	
	2P69	2U70	1M87 K	2L71	2G72	2H19 L	2U73	2G75	2G77	
Bromsgrove (BMV)	d	2203		2231						
Redditch (RDC)	d		2201		2231			2301	2331	
Alvechurch (ALV)	d		2206		2236			2306	2336	
Bart Green (BTG)	d		2212	2237	2242			2312	2342	
Longbridge (LOB)	d	2213	2222c		2243	2252c		2313	2322c	2351e
Northfield (NFD)	d	2215	2224		2245	2254		2315	2324	2353
Kings Norton (KNN)	d	2218	2227		2248	2257		2318	2327	2356
Bournville (BRV)	d	2220	2229		2250	2259		2320	2329	2358
Selly Oak (SLY)	d	2223	2232		2253	2302		2323	2332	0001
University (UNI)	d	2226	2235	2239	2256	2305		2326	2335	0004
Five Ways (FWY)	d	2230	2239		2300	2309		2330	2339	0008
Birmingham New Street (BHM) 	a	2233	2242	2245	2303	2312		2333	2342	0011
Birmingham New Street (BHM) 	d	2236	2246		2306		2319	2336		
Duddeston (DUD)	d		2250		2310		2324			
Aston (AST)	d	2243	2253		2313		2326a	2341		
Gravelly Hill (GVH)	d	2246	2256		2316			2345		
Erdington (ERD)	d	2249	2259		2319			2348		
Chester Road (CRD)	d	2251	2301		2321			2350		
Wylde Green (WYL)	d	2253	2303		2323			2352		
Sutton Coldfield (SUT)	d	2257	2306		2327			2355		
Four Oaks (FOK)	d	2300	2310a		2330			2358a		
Butlers Lane (BUL)	d	2303			2333					
Blake Street (BKT)	d	2305			2335					
Shenstone (SEN)	d	2309			2339					
Lichfield City (LIC)	d	2314			2344a					
Lichfield Trent Valley (LTV)	a	2317								



NOTES (see introductory pages for explanation of train operator codes and standard symbols)



- a Arrival time
- d Departure time
- c Arrives 5 minutes earlier
- e Arrives 4 minutes earlier

- K From Cardiff Central to Derby, see table 056
- L From Wolverhampton to Hednesford, see table 069

Bromsgrove, Redditch and Longbridge to Birmingham, Sutton Coldfield and Lichfield

Sundays

Operator Train ID Days of operation/Notes	LM	LM	LM	LM	LM	LM	LM	LM	LM	LM	LM	LM	LM	LM	LM	LM	LM	LM	LM
	2G77	2A09 A	2P02	2P04	1M06 B	2A13 A	2P06	2G07	2P08	1M07 C	2A17 A	2P10	2G11	2P12	1M08 D	2A21 A	2P14	2G15	
Bromsgrove (BMV)	d				0922			0942		1023			1042		1116				1142
Redditch (RDC)	d						0927		0957			1027		1057					1127
Alvechurch (ALV)	d						0932		1002			1032		1102					1132
Barnt Green (BTG)	d						0938	0948	1008			1038	1048	1108					1138 1148
Longbridge (LOB)	d				0913			0943	0953	1013			1043	1053	1113				1143 1153
Northfield (NFD)	d				0915			0945	0955	1015			1045	1055	1115				1145 1155
Kings Norton (KNN)	d				0918			0948	0958	1018			1048	1058	1118				1148 1158
Bournville (BRV)	d				0920			0950	1000	1020			1050	1100	1120				1150 1200
Selly Oak (SLY)	d	0001			0923			0953	1003	1023			1053	1103	1123				1153 1203
University (UNI)	d	0004			0926	0939		0956	1006	1026	1040		1056	1106	1126	1133			1156 1206
Five Ways (FWY)	d	0008			0930			1000	1010	1030			1100	1110	1130				1200 1210
Birmingham New Street (BHM) 	a	0011			0933	0945		1003	1013	1033	1046		1103	1113	1133	1139			1203 1213
Birmingham New Street (BHM) 	d		0900	0907	0936		1000	1006		1036		1100	1106		1136		1200	1206	
Duddeston (DUD)	d		0905	0912	0940		1005	1010		1040		1105	1110		1140		1205	1210	
Aston (AST)	d		0907a	0915	0943		1007a	1013		1043		1107a	1113		1143		1207a	1213	
Gravelly Hill (GVH)	d			0918	0947			1017		1047			1117		1147				1217
Erdington (ERD)	d			0921	0950			1020		1050			1120		1150				1220
Chester Road (CRD)	d			0923	0952			1022		1052			1122		1152				1222
Wylde Green (WYL)	d			0925	0954			1024		1054			1124		1154				1224
Sutton Coldfield (SUT)	d			0928	0957			1027		1057			1127		1157				1227
Four Oaks (FOK)	d			0931	1000			1030		1100			1130		1200				1230
Butlers Lane (BUL)	d			0934	1003			1033		1103			1133		1203				1233
Blake Street (BKT)	d			0936	1005			1035		1105			1135		1205				1235
Shenstone (SEN)	d			0940	1009			1039		1109			1139		1209				1239
Lichfield City (LIC)	d			0945	1014			1044		1114			1144		1214				1244
Lichfield Trent Valley (LTV)	a			0948	1017			1047		1117			1147		1217				1247



Operator Train ID Days of operation/Notes	LM	LM	XC	LM	LM	LM	LM	LM	XC	LM	LM	LM	LM	LM	XC	LM	LM	LM	LM
	2P16	1M09 B	1M94 E	2A25 A	2P18	2G19	2P20	1M10 D	1M64 E	2A29 A	2P22	2G23	2P24	1M11 B	1M99 E	2A33 A	2P26	2G27	
Bromsgrove (BMV)	d		1214				1242			1309			1342		1408				1442
Redditch (RDC)	d	1157				1227		1257				1327		1357					1427
Alvechurch (ALV)	d	1202				1232		1302				1332		1402					1432
Barnt Green (BTG)	d	1208				1238	1248	1308				1338	1348	1408					1438 1448
Longbridge (LOB)	d	1213				1243	1253	1313				1343	1353	1413					1443 1453
Northfield (NFD)	d	1215				1245	1255	1315				1345	1355	1415					1445 1455
Kings Norton (KNN)	d	1218				1248	1258	1318				1348	1358	1418					1448 1458
Bournville (BRV)	d	1220				1250	1300	1320				1350	1400	1420					1450 1500
Selly Oak (SLY)	d	1223				1253	1303	1323				1353	1403	1423					1453 1503
University (UNI)	d	1226	1231	1239		1256	1306	1326	1330	1339		1356	1406	1426	1430	1439			1456 1506
Five Ways (FWY)	d	1230				1300	1310	1330				1400	1410	1430					1500 1510
Birmingham New Street (BHM) 	a	1233	1238	1245		1303	1313	1334	1337	1345		1403	1413	1433	1437	1445			1503 1513
Birmingham New Street (BHM) 	d	1236				1300	1306	1336			1400	1406		1436			1500	1506	
Duddeston (DUD)	d	1240				1305	1310	1340			1405	1410		1440			1505	1510	
Aston (AST)	d	1243				1307a	1313	1343			1407a	1413		1443			1507a	1513	
Gravelly Hill (GVH)	d	1247				1317		1347				1417		1447					1517
Erdington (ERD)	d	1250				1320		1350				1420		1450					1520
Chester Road (CRD)	d	1252				1322		1352				1422		1452					1522
Wylde Green (WYL)	d	1254				1324		1354				1424		1454					1524
Sutton Coldfield (SUT)	d	1257				1327		1357				1427		1457					1527
Four Oaks (FOK)	d	1300				1330		1400				1430		1500					1530
Butlers Lane (BUL)	d	1303				1333		1403				1433		1503					1533
Blake Street (BKT)	d	1305				1335		1405				1435		1505					1535
Shenstone (SEN)	d	1309				1339		1409				1439		1509					1539
Lichfield City (LIC)	d	1314				1344		1414				1444		1514					1544
Lichfield Trent Valley (LTV)	a	1317				1347		1417				1447		1517					1547



NOTES (see introductory pages for explanation of train operator codes and standard symbols)

- a Arrival time
- d Departure time
- A From Wolverhampton to Walsall, see table 069
- B From Worcester Foregate Street, see table 074
- C From Worcester Shrub Hill, see table 074
- D From Hereford, see table 074
- E From Cardiff Central to Nottingham, see table 056

Bromsgrove, Redditch and Longbridge to Birmingham, Sutton Coldfield and Lichfield

Sundays

Operator Train ID Days of operation/Notes		LM 2P28	LM 1M12 D	XC 1M67 E	LM 2A37 A	LM 2P30	LM 2G31	LM 2P32	LM 1M13 C	XC 1M98 E	LM 2A41 A	LM 2P34	LM 2G35	LM 2P36	LM 1M14 D	XC 1M73 E	LM 2A45 A	LM 2P38	LM 2G39	
Bromsgrove (BMV)	d		1508				1542		1608				1642		1709					1742
Redditch (RDC)	d	1457				1527		1557				1627		1657					1727	
Alvechurch (ALV)	d	1502				1532		1602				1632		1702					1732	
Barnt Green (BTG)	d	1508				1538	1548	1608				1638	1648	1708					1738	1748
Longbridge (LOB)	d	1513				1543	1553	1613				1643	1653	1713					1743	1753
Northfield (NFD)	d	1515				1545	1555	1615				1645	1655	1715					1745	1755
Kings Norton (KNN)	d	1518				1548	1558	1618				1648	1658	1718					1748	1758
Bournville (BRV)	d	1520				1550	1600	1620				1650	1700	1720					1750	1800
Selly Oak (SLY)	d	1523				1553	1603	1623				1653	1703	1723					1753	1803
University (UNI)	d	1526	1530	1539		1556	1606	1626	1631	1639		1656	1706	1726	1730	1739			1756	1806
Five Ways (FWY)	d	1530				1600	1610	1630				1700	1710	1730					1800	1810
Birmingham New Street (BHM)	 a	1533	1537	1545		1603	1613	1633	1637	1645		1703	1713	1733	1737	1745			1804	1813
Birmingham New Street (BHM)	 d	1536			1600	1606		1636			1700	1706		1736				1800	1806	
Duddeston (DUD)	d	1540			1605	1610		1640			1705	1710		1740				1805	1810	
Aston (AST)	d	1543			1607a	1613		1643			1707a	1713		1743				1807a	1813	
Gravelly Hill (GVH)	d	1547				1617		1647				1717		1747					1817	
Erdington (ERD)	d	1550				1620		1650				1720		1750					1820	
Chester Road (CRD)	d	1552				1622		1652				1722		1752					1822	
Wylde Green (WYL)	d	1554				1624		1654				1724		1754					1824	
Sutton Coldfield (SUT)	d	1557				1627		1657				1727		1757					1827	
Four Oaks (FOK)	d	1600				1630		1700				1730		1800					1830	
Butlers Lane (BUL)	d	1603				1633		1703				1733		1803					1833	
Blake Street (BKT)	d	1605				1635		1705				1735		1805					1835	
Shenstone (SEN)	d	1609				1639		1709				1739		1809					1839	
Lichfield City (LIC)	d	1614				1644		1714				1744		1814					1844	
Lichfield Trent Valley (LTV)	a	1617				1647		1717				1747		1817					1847	



Operator Train ID Days of operation/Notes		LM 2P40	LM 1M15 D	XC 1M75 E	LM 2A49 A	LM 2P42	LM 2G43	LM 2P44	LM 1M16 D	XC 1M95 E	LM 2A53 A	LM 2P46	LM 2G47	LM 2P48	LM 1M18 C	XC 1M83 E	LM 2A57 A	LM 2P50	LM 2G51	
Bromsgrove (BMV)	d		1808				1842		1910				1942		2016					2042
Redditch (RDC)	d	1757				1827		1857				1927		1957					2027	
Alvechurch (ALV)	d	1802				1832		1902				1932		2002					2032	
Barnt Green (BTG)	d	1808				1838	1848	1908				1938	1948	2008					2038	2048
Longbridge (LOB)	d	1813				1843	1853	1913				1943	1953	2013					2043	2053
Northfield (NFD)	d	1815				1845	1855	1915				1945	1955	2015					2045	2055
Kings Norton (KNN)	d	1818				1848	1858	1918				1948	1958	2018					2048	2058
Bournville (BRV)	d	1820				1850	1900	1920				1950	2000	2020					2050	2100
Selly Oak (SLY)	d	1823				1853	1903	1923				1953	2003	2023					2053	2103
University (UNI)	d	1826	1830	1839		1856	1906	1926	1930	1939		1956	2006	2026	2033	2039			2056	2106
Five Ways (FWY)	d	1830				1900	1910	1930				2000	2010	2030					2100	2110
Birmingham New Street (BHM)	 a	1833	1837	1845		1903	1913	1933	1937	1945		2003	2013	2033	2039	2045			2103	2113
Birmingham New Street (BHM)	 d	1836			1900	1906		1936			2000	2006		2036				2100	2106	
Duddeston (DUD)	d	1840			1905	1910		1940			2005	2010		2040				2105	2110	
Aston (AST)	d	1843			1907a	1913		1943			2007a	2013		2043				2107a	2113	
Gravelly Hill (GVH)	d	1847				1917		1947				2017		2047					2117	
Erdington (ERD)	d	1850				1920		1950				2020		2050					2120	
Chester Road (CRD)	d	1852				1922		1952				2022		2052					2122	
Wylde Green (WYL)	d	1854				1924		1954				2024		2054					2124	
Sutton Coldfield (SUT)	d	1857				1927		1957				2027		2057					2127	
Four Oaks (FOK)	d	1900				1930		2000				2030		2100					2130	
Butlers Lane (BUL)	d	1903				1933		2003				2033		2103					2133	
Blake Street (BKT)	d	1905				1935		2005				2035		2105					2135	
Shenstone (SEN)	d	1909				1939		2009				2039		2109					2139	
Lichfield City (LIC)	d	1914				1944		2014				2044		2114					2144	
Lichfield Trent Valley (LTV)	a	1917				1947		2017				2047		2117					2147	

NOTES (see introductory pages for explanation of train operator codes and standard symbols)

- a Arrival time
d Departure time
A From Wolverhampton to Walsall, see table 069
C From Worcester Shrub Hill, see table 074
D From Hereford, see table 074
E From Cardiff Central to Nottingham, see table 056

Bromsgrove, Redditch and Longbridge to Birmingham, Sutton Coldfield and Lichfield

Sundays

Operator Train ID Days of operation/Notes	LM	LM	XC	LM	LM	LM	LM	LM	XC	LM	LM	LM	LM	LM	LM
	2P52	1M20 D	1M85 F	2A61 A	2P54	2G55	1M22 D	2P56	1M87 G	2A65 A	2P58	2G60	2A67 A	2G61	
Bromsgrove (BMV)	d	2108				2142	2158								2315
Redditch (RDC)	d	2057				2127			2157			2227	2257		
Alvechurch (ALV)	d	2102				2132			2202			2232	2302		
Barnt Green (BTG)	d	2108				2138	2148		2208			2238	2308		
Longbridge (LOB)	d	2113				2143	2153		2213			2243	2313		2325
Northfield (NFD)	d	2115				2145	2155		2215			2245	2315		2327
Kings Norton (KNN)	d	2118				2148	2158		2218			2248	2318		2330
Bournville (BRV)	d	2120				2150	2200		2220			2250	2320		2332
Selly Oak (SLY)	d	2123				2153	2203		2223			2253	2323		2335
University (UNI)	d	2126	2131	2139		2156	2206	2215	2226	2239		2256	2326		2338
Five Ways (FWY)	d	2130				2200	2210		2230			2300	2330		2342
Birmingham New Street (BHM) 	a	2133	2137	2145		2203	2213	2221	2233	2245		2303	2333		2345
Birmingham New Street (BHM) 	d	2136			2200	2206			2236		2300	2306		2333	
Duddeston (DUD)	d	2140			2205	2210			2240		2305	2310		2338	
Aston (AST)	d	2143			2207a	2213			2243		2307a	2313		2340a	
Gravelly Hill (GVH)	d	2147				2217			2247			2317			
Erdington (ERD)	d	2150				2220			2250			2320			
Chester Road (CRD)	d	2152				2222			2252			2322			
Wylde Green (WYL)	d	2154				2224			2254			2324			
Sutton Coldfield (SUT)	d	2157				2227			2257			2327			
Four Oaks (FOK)	d	2200				2230			2300			2330			
Butlers Lane (BUL)	d	2203				2233			2303			2333			
Blake Street (BKT)	d	2205				2235			2305			2335			
Shenstone (SEN)	d	2209				2239			2309			2339			
Lichfield City (LIC)	d	2214				2244			2314			2344			
Lichfield Trent Valley (LTV)	a	2217				2247			2317			2347			

NOTES (see introductory pages for explanation of train operator codes and standard symbols)

a Arrival time
d Departure time

A From Wolverhampton to Walsall, see table 069
D From Hereford, see table 074
F From Cardiff Central to Leicester, see table 056/054
G From Cardiff Central, see table 056