

London, Stansted Airport and Cambridge to Ely, Kings Lynn, Norwich and Peterborough

Mondays to Fridays

Operator Train ID Days of operation/Notes 1st Class/Reservations/Bus	GN 1T70 MX I	GN 1T72 MO I	GN 1T72 MX I	XC 1N40 A I◇	GN 2T00 I	XC 1N41 A I◇	LE 2K56 I	GN 2T02 I	EM 1R60 B ◇	GN 1T02 I	LE 2E70 C I	EM 1L01 D ◇	XC 1N43 A I◇	LE 2K58 I	GN 1T94 I	LE 2H78 I	EM 1R62 B ◇	GN 1T06 I	
London Liverpool Street (LST)	15	d																	
London Kings Cross (KGX)	15	d								0539					0602				0639
Ipswich (IPS)											0600								
Stansted Airport (SSD)						0527							0612						
Audley End (AUD)																			
Whittlesford Parkway (WLF)																			
Cambridge (CBG)						0555				0627			0644		0707				0730
Cambridge (CBG)		0003	0005	0515	0540	0557	0601	0610		0630			0657	0700	0710	0722			0739
Cambridge North (CMB)		0007	0009		0544		0605	0614		0639e				0704	0714	0726			0743
Waterbeach (WBC)		0012	0014		0549			0619		0644					0719				0748
Ely (ELY)	4	a	0021	0023	0529	0558	0611	0617	0628		0653	0657	0711	0716	0728	0740			0757
Ely (ELY)	4	d	0022	0024	0530	0559	0612	0619	0629	0649	0654	0658	0708	0712	0717		0749		0758
Littleport (LTP)		0002	0029	0032		0606			0636		0704c								0806
Downham Market (DOW)		0011	0038	0041		0615			0645		0713								0815
Watlington (WTG)		0017	0044	0047		0621			0651		0719								0821
Kings Lynn (KLN)		0026	0053	0056		0630			0700		0728								0830
Shippea Hill (SPP)															0726				
Lakenheath (LAK)																			
Brandon (BND)								0635				0725		0736					
Thetford (TTF)								0643				0734		0744					
Harling Road (HRD)								0651						0752					
Eccles Road (ECS)								0656						0757					
Attleborough (ATL)								0702				0748		0803					
Spooner Row (SPN)														0808					
Wymondham (WMD)								0709				0755		0812					
Norwich (NRW)								0725				0811		0826					
Manea (MNE)						0623						0709							
March (MCH)				0547		0632			0706			0718		0730				0807	
Whittlesea (WLE)				0558		0642						0729		0741				0818	
Peterborough (PBO)	8	a		0607		0652			0722			0738		0751				0827	

Operator Train ID Days of operation/Notes 1st Class/Reservations/Bus	XC 1N45 A I◇	EM 1L02 D ◇	GN 1T08 I	LE 2K60 I	EM 1R64 B ◇	GN 1T10 I	LE 2H08 I	LE 2E72 I	XC 1N47 A I◇	EM 1L04 E ◇	GN 1T12 I	LE 1K62 I	LE 2H10 I	EM 1R66 B ◇	GN 1T14 I	LE 2H12 I	XC 1N49 A I◇	EM 1L05 E ◇	
London Liverpool Street (LST)	15	d					0728						0758			0828			
London Kings Cross (KGX)	15	d		0712		0739					0812				0842				
Ipswich (IPS)								0800											
Stansted Airport (SSD)		0720							0821									0921	
Audley End (AUD)		0740					0832						0903			0933			
Whittlesford Parkway (WLF)							0842						0913			0942			
Cambridge (CBG)		0756		0802		0830	0853		0858		0902		0927		0930	0953		0956	
Cambridge (CBG)		0800		0805	0819	0833	0855		0900		0905	0913	0928		0935	0954		0959	
Cambridge North (CMB)				0809	0823	0839	0900a				0909	0917	0933a		0939	0959a			
Waterbeach (WBC)				0814		0844					0914				0944				
Ely (ELY)	4	a	0814		0825	0837		0855		0859	0914		0929		0953		1014		
Ely (ELY)	4	d	0815	0816		0838	0853	0856		0900	0915	0922		0929		0953		1015	1018
Littleport (LTP)								0906c								1006c			
Downham Market (DOW)								0915								1015			
Watlington (WTG)								0921								1021			
Kings Lynn (KLN)								0930								1030			
Shippea Hill (SPP)																			
Lakenheath (LAK)																			
Brandon (BND)					0854							0945							
Thetford (TTF)			0838		0901					0944		0953							1039
Harling Road (HRD)																			
Eccles Road (ECS)																			
Attleborough (ATL)			0852		0916							1008							
Spooner Row (SPN)					0921														
Wymondham (WMD)			0859		0926							1015							
Norwich (NRW)			0915		0940					1014		1029							1110
Manea (MNE)		0826							0912										
March (MCH)		0834				0910			0920	0932								1032	
Whittlesea (WLE)									0931										
Peterborough (PBO)	8	a	0851			0926			0940	0949					1025			1049	









For the complete service between London Liverpool St and Cambridge see table 014 / Kings Cross and Cambridge table 015









NOTES (see introductory pages for explanation of train operator codes and standard symbols)

- a Arrival time
- d Departure time
- c Arrives 3 minutes earlier
- e Arrives 5 minutes earlier
- A To Birmingham New Street, see table 054
- B To Liverpool Lime Street, see table 054
- C From Colchester, see table 006
- D From Nottingham, see table 054
- E From Sheffield, see table 054
- MO Mondays only
- MX Not Mondays

London, Stansted Airport and Cambridge to Ely, Kings Lynn, Norwich and Peterborough

Mondays to Fridays

Operator Train ID Days of operation/Notes 1st Class/Reservations/Bus Catering facilities	GN 1T16	LE 1K66	LE 2H14	EM 1R68 B ◇	GN 1T18	LE 2H16	LE 2E74	XC 1N51 A ◇	EM 1L06 F ◇	GN 1T20	LE 2H18	LE 1K68	EM 1R70 B ◇	GN 1T22	LE 2H20	XC 1N53 A ◇	EM 1L07 F ◇	GN 1T24
London Liverpool Street (LST)   d			0858			0928					0958				1028			
London Kings Cross (KGX)   d	0912				0942					1012				1042				1112
Ipswich (IPS) d						1001												
Stansted Airport (SSD)  d							1027					1048						
Audley End (AUD) d			0951			1030					1050	1102			1130			
Whittlesford Parkway (WLF) d			0958			1039					1058	1109			1139			
Cambridge (CBG) a	1002		1008		1030	1051		1056		1100	1108	1120		1130	1151			1200
Cambridge (CBG) d	1005	1014	1017		1035	1053		1100		1105	1113	1121		1135	1153	1200		1203
Cambridge North (CMB) d	1009	1018	1022a		1039	1058a				1109	1118a	1125		1139	1158a			1208
Waterbeach (WBC) d	1014				1044					1114				1144				1212
Ely (ELY)  a	1026	1030			1053	1059	1114			1125		1137		1154		1214		1224
Ely (ELY)  d		1030		1051	1056	1059	1115	1122				1137	1151	1156		1215	1218	
Littleport (LTP) d					1106c									1206				
Downham Market (DOW) d					1115									1215				
Watlington (WTG) d					1121									1221				
Kings Lynn (KLN) a					1130									1230				
Shippea Hill (SPP) d																		
Lakenheath (LAK) d																		
Brandon (BND) d		1046										1153						
Thetford (TTF) d		1054							1143			1201					1241	
Harling Road (HRD) d																		
Eccles Road (ECS) d																		
Attleborough (ATL) d		1109										1216						
Spooner Row (SPN) d																		
Wymondham (WMD) d		1116										1224						
Norwich (NRW) a		1131							1214			1239					1314	
Manea (MNE) d						1111												
March (MCH) d						1119	1132						1208			1232		
Whittlesea (WLE) d						1130												
Peterborough (PBO)  a				1124			1139	1149					1224			1249		

Operator Train ID Days of operation/Notes 1st Class/Reservations/Bus Catering facilities	LE 2H22	LE 1K70	EM 1R72 B ◇	GN 1T26	LE 2H24	LE 2E76	XC 1N55 A ◇	GN 1T28	LE 2H26	EM 1L08 D ◇	LE 1K72	EM 1R74 B ◇	GN 1T30	LE 2H28	EM 1L09 F ◇	GN 1T32	LE 2H30	LE 1K74
London Liverpool Street (LST)   d	1058				1128				1158					1228				1258
London Kings Cross (KGX)   d				1142				1212					1242			1312		
Ipswich (IPS) d						1156												
Stansted Airport (SSD)  d		1148					1227				1248							1348
Audley End (AUD) d	1150	1202			1230			1250			1302			1330				1402
Whittlesford Parkway (WLF) d	1158	1209			1239			1258			1309			1339				1409
Cambridge (CBG) a	1208	1219		1230	1251		1256	1300	1308		1319		1330	1351		1400	1408	1419
Cambridge (CBG) d	1213	1220		1235	1253		1300	1305	1313		1320		1335	1353		1405	1413	1420
Cambridge North (CMB) d	1218a	1224		1239	1258a			1309	1318a		1324		1339	1358a		1409	1418a	1424
Waterbeach (WBC) d				1244				1314					1344			1414		
Ely (ELY)  a		1236		1253		1259	1314	1325			1336		1353			1425		1436
Ely (ELY)  d		1237	1250	1256		1300	1315		1326	1337	1351	1356		1416				1436
Littleport (LTP) d				1306c								1406c						
Downham Market (DOW) d				1315														
Watlington (WTG) d				1321														
Kings Lynn (KLN) a				1330														
Shippea Hill (SPP) d																		
Lakenheath (LAK) d																		
Brandon (BND) d		1253									1353							1453
Thetford (TTF) d		1301							1348		1401			1438				1501
Harling Road (HRD) d																		
Eccles Road (ECS) d																		
Attleborough (ATL) d		1316									1416							1517
Spooner Row (SPN) d																		
Wymondham (WMD) d		1324									1424							1524
Norwich (NRW) a		1337							1418	1440				1509				1540
Manea (MNE) d						1311												
March (MCH) d						1320	1332											
Whittlesea (WLE) d						1331												
Peterborough (PBO)  a			1322			1340	1349					1423						

NOTES (see introductory pages for explanation of train operator codes and standard symbols)

- a Arrival time F From Liverpool Lime Street, see table 054
d Departure time
c Arrives 3 minutes earlier
A To Birmingham New Street, see table 054
B To Liverpool Lime Street, see table 054
D From Nottingham, see table 054

London, Stansted Airport and Cambridge to Ely, Kings Lynn, Norwich and Peterborough

Mondays to Fridays

Operator Train ID Days of operation/Notes 1st Class/Reservations/Bus Catering facilities	EM 1R76 B ◇	GN 1T34 I □	LE 2H32	LE 2E78	XC 1N59 A I◇ ⚡	EM 1L10 F ◇	GN 1T36 I □	LE 2H34	LE 1K76	EM 1R78 B ◇	GN 1T38 I □	LE 2H36	XC 1N61 A I◇ ⚡	EM 1L11 F ◇	GN 1T40 I □	LE 1K78	GN 2T92 I □	LE 2H38
London Liverpool Street (LST) 15 d			1328					1358				1428						1458
London Kings Cross (KGX) 15 d		1342					1412				1442				1512			
Ipswich (IPS) d				1358														
Stansted Airport (SSD) d					1427				1448									1537
Audley End (AUD) d			1430					1450	1502			1530						1555
Whittlesford Parkway (WLF) d			1439					1458	1509			1539						1603
Cambridge (CBG) a		1430	1451		1457		1500	1508	1519		1532	1551			1600	1614		1626
Cambridge (CBG) d		1435	1453		1500		1505	1513	1520		1535	1553	1600		1605	1616	1619	1628
Cambridge North (CMB) d		1439	1458a				1509	1518a	1524		1539	1558a			1609	1620	1623	1633a
Waterbeach (WBC) d			1444				1514				1544				1614			1628
Ely (ELY) 4 a		1453		1458	1514		1525		1536		1553		1614		1623	1632	1639	
Ely (ELY) 4 d	1450	1456		1459	1515	1520			1537	1551	1554		1615	1618	1627	1633		
Littleport (LTP) d		1506c									1606e				1636			
Downham Market (DOW) d			1515									1615			1645			
Watlington (WTG) d			1521									1621			1651			
Kings Lynn (KLN) a			1530									1630			1700			
Shippea Hill (SPP) d																		
Lakenheath (LAK) d																		
Brandon (BND) d									1553							1649		
Thetford (TTF) d						1543			1600					1639		1657		
Harling Road (HRD) d																		
Eccles Road (ECS) d																		
Attleborough (ATL) d									1616							1713		
Spooner Row (SPN) d																		
Wymondham (WMD) d									1623							1720		
Norwich (NRW) a						1611			1637					1711		1737		
Manea (MNE) d				1510									1626					
March (MCH) d				1519	1532								1634					
Whittlesea (WLE) d				1530														
Peterborough (PBO) 8 a	1521			1539	1549					1622			1651					

Operator Train ID Days of operation/Notes 1st Class/Reservations/Bus Catering facilities	EM 1R80 B ◇	GN 1T42 I □	LE 2H40	LE 2E80	XC 1N63 A I◇ ⚡	GN 1T44 I □	LE 2H42	LE 1K80	EM 1M82 G ◇	GN 1T46 I □	XC 1N65 A I◇ ⚡	EM 1L13 F ◇	GN 1T48 I □	LE 1H82	LE 2H82	LE 1K82	EM 1R84 H ◇	GN 1T50 I □
London Liverpool Street (LST) 15 d			1528					1558						1707				
London Kings Cross (KGX) 15 d		1542				1612				1639			1709					1739
Ipswich (IPS) d				1600														
Stansted Airport (SSD) d					1627			1648										1751
Audley End (AUD) d			1630				1700	1705						1757				1807
Whittlesford Parkway (WLF) d			1639				1709	1714						1804				1815
Cambridge (CBG) a		1630	1651		1656	1703	1721	1727		1730			1803	1814				1826
Cambridge (CBG) d		1635	1653		1700	1705	1722	1729		1735	1800		1808	1819	1822	1830		1835
Cambridge North (CMB) d		1639	1658a			1709	1727	1733		1739			1812		1827a	1834		1839
Waterbeach (WBC) d			1644			1714	1731			1744			1817	1826		1839		1844
Ely (ELY) 4 a		1653		1659	1714	1723	1742	1745		1753	1814		1826	1838		1848		1853
Ely (ELY) 4 d	1650	1656		1700	1715	1726		1748	1753	1756	1815	1821	1827			1849	1852	1856
Littleport (LTP) d		1704				1734				1804			1834					1904
Downham Market (DOW) d			1713			1743				1813			1843					1913
Watlington (WTG) d			1719			1749				1819			1849					1919
Kings Lynn (KLN) a			1728			1758				1828			1858					1928
Shippea Hill (SPP) d																		
Lakenheath (LAK) d																		
Brandon (BND) d								1804								1905		
Thetford (TTF) d								1811				1842				1912		
Harling Road (HRD) d																		
Eccles Road (ECS) d																		
Attleborough (ATL) d								1826								1927		
Spooner Row (SPN) d																		
Wymondham (WMD) d								1833								1934		
Norwich (NRW) a								1847				1912				1948		
Manea (MNE) d				1711							1826							
March (MCH) d				1720	1733						1834							1913
Whittlesea (WLE) d				1731														
Peterborough (PBO) 8 a	1721			1740	1751				1824		1851							1929

NOTES (see introductory pages for explanation of train operator codes and standard symbols)

- a Arrival time
- d Departure time
- c Arrives 3 minutes earlier
- e Arrives 5 minutes earlier
- A To Birmingham New Street, see table 054
- B To Liverpool Lime Street, see table 054
- F From Liverpool Lime Street, see table 054
- G To Manchester Piccadilly, see table 054
- H To Sheffield, see table 054

London, Stansted Airport and Cambridge to Ely, Kings Lynn, Norwich and Peterborough

Mondays to Fridays

Operator Train ID Days of operation/Notes 1st Class/Reservations/Bus	LE 1H84	LE 2E82	XC 1N67 A 1◇	EM 1L14 F ◇	GN 1T52 1	LE 1H86	LE 2H88	LE 1K84	GN 1T54 1	LE 1H88	XC 1N69 A 1◇	EM 1L15 F ◇	GN 1T56 1	LE 1K88	LE 2H54	GN 1T58 1	LE 2H56	LE 2E84
London Liverpool Street (LST) 15 d	1737					1807				1837					1907		1928	
London Kings Cross (KGX) 15 d					1809				1839				1912			1939		2001
Ipswich (IPS) d		1742																
Stansted Airport (SSD) ← d			1821															
Audley End (AUD) d	1827					1857				1927					1959		2030	
Whittlesford Parkway (WLF) d	1834					1904				1934					2008		2039	
Cambridge (CBG) a	1844		1856		1900	1914			1930	1946			2003		2022	2030	2051	
Cambridge (CBG) d	1850		1859		1905	1919	1922	1927	1935	1955	2000		2005	2020	2024	2035	2053	
Cambridge North (CMB) d	1855a				1909		1927a	1931	1939	2000a			2009	2024	2029	2039	2058a	
Waterbeach (WBC) d					1914	1926			1944				2014		2034	2044		
Ely (ELY) 4 a		1859	1914		1923	1938		1943	1953		2014		2023	2036	2045	2053		2059
Ely (ELY) 4 d		1859	1915	1923	1926			1944	1956		2015	2019	2027	2036		2056		2100
Littleport (LTP) d					1934				2004				2036			2106c		
Downham Market (DOW) d					1943				2013				2045			2115		
Watlington (WTG) d					1949				2019				2051			2121		
Kings Lynn (KLN) a					1958				2028				2100			2130		
Shippea Hill (SPP) d																		
Lakenheath (LAK) d																		
Brandon (BND) d								2000						2052				
Thetford (TTF) d				1944				2008				2040		2100				
Harling Road (HRD) d																		
Eccles Road (ECS) d															2115			
Attleborough (ATL) d								2023										
Spooner Row (SPN) d																		
Wymondham (WMD) d															2122			
Norwich (NRW) a				2018				2030						2136				
Manea (MNE) d		1912																2111
March (MCH) d		1920	1932								2032							2120
Whittlesea (WLE) d		1931																2131
Peterborough (PBO) 8 a		1940	1949								2051							2140

Operator Train ID Days of operation/Notes 1st Class/Reservations/Bus	EM 1R88 J ◇	XC 1N71 A 1◇	GN 1T60 1	LE 2H58	LE 1K92	GN 1T62 1	LE 2H60	EM 1L17 F ◇	GN 1T64 1	LE 2H62	GN 1T66 1	LE 1K96	LE 2H64	LE 1K96	GN 1T68 1	GN 1T70 1	LE 2H68	GN 1T72 1
London Liverpool Street (LST) 15 d				1958			2028			2058			2128					2228
London Kings Cross (KGX) 15 d			2009			2039			2109		2139				2209	2239		2309
Ipswich (IPS) d																		
Stansted Airport (SSD) ← d		2025										2210						
Audley End (AUD) d				2052			2130			2152		2223	2230				2330	
Whittlesford Parkway (WLF) d				2059			2139			2159		2231	2239				2339	
Cambridge (CBG) a		2056	2100	2109		2130	2151		2200	2208	2230	2245	2250	←	2301	2332	2350	0001
Cambridge (CBG) d		2100	2103	2113	2120	2135	2153		2205	2213	2235	2257	2253	2257	2305	2335	2353	0005
Cambridge North (CMB) d			2108	2118a	2124	2139	2158a		2209	2218a	2239	→	2258a	2302	2309	2339	2358a	0009
Waterbeach (WBC) d				2112		2144			2214		2244				2314	2344		0014
Ely (ELY) 4 a		2114		2124		2136	2153		2225		2253				2324	2353		0023
Ely (ELY) 4 d	2103	2117				2136	2156		2217		2256			2314		2354		0024
Littleport (LTP) d							2206c				2306c					0002		0032
Downham Market (DOW) d							2215				2315					0011		0041
Watlington (WTG) d							2221				2321					0017		0047
Kings Lynn (KLN) a							2230				2330					0026		0056
Shippea Hill (SPP) d																		
Lakenheath (LAK) d																		
Brandon (BND) d					2152									2330				
Thetford (TTF) d					2200			2238						2337				
Harling Road (HRD) d																		
Eccles Road (ECS) d																		
Attleborough (ATL) d					2215			2252						2352				
Spooner Row (SPN) d																		
Wymondham (WMD) d						2222		2259						2359				
Norwich (NRW) a						2235		2315						0013				
Manea (MNE) d																		
March (MCH) d		2134																
Whittlesea (WLE) d																		
Peterborough (PBO) 8 a	2143	2152																

NOTES (see introductory pages for explanation of train operator codes and standard symbols)

- a Arrival time
- d Departure time
- c Arrives 3 minutes earlier
- A To Birmingham New Street, see table 054
- F From Liverpool Lime Street, see table 054
- J To Nottingham, see table 054

London, Stansted Airport and Cambridge to Ely, Kings Lynn, Norwich and Peterborough

Saturdays

Operator Train ID Days of operation/Notes 1st Class/Reservations/Bus	GN 1T70	GN 1T72	XC 1N40 A	XC 1N41 A	LE 2K56	EM 1R60 B	GN 1T02	LE 2H00	LE 2E70 C	EM 1L01 D	XC 1N43 A	LE 2H02	GN 1T94	LE 2K58	EM 1R62 B	GN 1T06	LE 2H04	XC 1N45 A
	1	1	1	1		1	1			1	1		1		1	1		1
London Liverpool Street (LST) 15 d								0520				0558						0628
London Kings Cross (KGX) 15 d							0539						0602			0642		
Ipswich (IPS) d								0600										
Stansted Airport (SSD) 4 d				0527							0627			0648				0727
Audley End (AUD) d								0630				0650		0702				0730
Whittlesford Parkway (WLF) d								0639				0658		0709				0739
Cambridge (CBG) a				0555			0627	0651			0656	0707	0711	0719		0730	0751	0757
Cambridge (CBG) d		0005	0515	0557	0605		0632	0653			0658	0716	0713	0720		0735	0753	0800
Cambridge North (CMB) d		0009			0609		0638	0658a				0721a	0717	0725		0739	0758a	
Waterbeach (WBC) d		0014					0642						0722			0744		
Ely (ELY) 4 a		0023	0529	0611	0621		0652		0658		0712			0736		0753		0814
Ely (ELY) 4 d		0024	0530	0612	0622	0651	0655		0659	0707	0713			0738	0749	0756		0815
Littleport (LTP) d	0002	0032					0706c									0806e		
Downham Market (DOW) d	0011	0041					0715									0815		
Watlington (WTG) d	0017	0047					0721									0821		
Kings Lynn (KLN) a	0026	0056					0730									0830		
Shippea Hill (SPP) d														0747				
Lakenheath (LAK) d																		
Brandon (BND) d					0638					0723				0758				
Thetford (TTF) d					0646					0732				0806				
Harling Road (HRD) d					0654									0814				
Eccles Road (ECS) d					0658									0818				
Attleborough (ATL) d					0704					0746				0824				
Spooner Row (SPN) d																		
Wyndham (WMD) d					0711					0753				0832				
Norwich (NRW) a					0725					0810				0846				
Manea (MNE) d				0623					0710									
March (MCH) d			0547	0632		0708			0719		0730				0807			0832
Whittlesea (WLE) d			0558	0642					0730		0741				0818			
Peterborough (PBO) 8 a			0608	0652		0725			0739		0751				0828			0849

Operator Train ID Days of operation/Notes 1st Class/Reservations/Bus	EM 1L02 D	GN 1T08	LE 2H06	LE 2K60	EM 1R64 B	GN 1T10	LE 2H08	LE 2E72	XC 1N47 A	GN 1T12	LE 2H10	EM 1L04 E	LE 1K62	EM 1R66 B	GN 1T14	LE 2H12	XC 1N49 A	EM 1L05 E
	1	1			1	1			1	1		1		1	1		1	1
London Liverpool Street (LST) 15 d			0658				0728				0758					0828		
London Kings Cross (KGX) 15 d		0712				0742				0812					0842			
Ipswich (IPS) d							0758											
Stansted Airport (SSD) 4 d				0748				0827					0848				0927	
Audley End (AUD) d			0750	0802			0830				0850		0902			0930		
Whittlesford Parkway (WLF) d			0758	0809			0839				0858		0909			0939		
Cambridge (CBG) a		0800	0808	0819		0830	0851		0856	0900	0908		0919		0930	0951	0956	
Cambridge (CBG) d		0805	0813	0820		0835	0853		0900	0905	0913		0925		0935	0953	1000	
Cambridge North (CMB) d		0809	0818a	0825		0839	0858a			0909	0918a		0930		0939	0958a		
Waterbeach (WBC) d		0814				0844				0914					0944			
Ely (ELY) 4 a		0825		0836		0853		0859	0914	0925			0941		0953		1014	
Ely (ELY) 4 d	0817			0837	0850	0856		0900	0915			0925	0944	0947	0956		1015	1022
Littleport (LTP) d						0906e									1006e			
Downham Market (DOW) d						0915									1015			
Watlington (WTG) d						0921									1021			
Kings Lynn (KLN) a						0930									1030			
Shippea Hill (SPP) d																		
Lakenheath (LAK) d																		
Brandon (BND) d				0853									1000					
Thetford (TTF) d	0839			0901								0946	1007					1043
Harling Road (HRD) d																		
Eccles Road (ECS) d																		
Attleborough (ATL) d	0853			0916									1022					
Spooner Row (SPN) d				0921														
Wyndham (WMD) d	0900			0926									1029					
Norwich (NRW) a	0916			0940								1016	1043					1114
Manea (MNE) d								0911										
March (MCH) d					0907			0920	0932								1032	
Whittlesea (WLE) d								0931										
Peterborough (PBO) 8 a					0924			0940	0949					1020			1049	

NOTES (see introductory pages for explanation of train operator codes and standard symbols)

- a Arrival time
- d Departure time
- c Arrives 4 minutes earlier
- e Arrives 3 minutes earlier
- A To Birmingham New Street, see table 054
- B To Liverpool Lime Street, see table 054
- C From Colchester, see table 006
- D From Nottingham, see table 054
- E From Sheffield, see table 054

London, Stansted Airport and Cambridge to Ely, Kings Lynn, Norwich and Peterborough

Saturdays

Operator Train ID Days of operation/Notes 1st Class/Reservations/Bus Catering facilities	GN 1T16	LE 2H14	LE 1K66	EM 1R68 B ◇	GN 1T18	LE 2H16	LE 2E74	XC 1N51 A ◇	EM 1L06 F ◇	GN 1T20	LE 2H18	LE 1K68	EM 1R70 B ◇	GN 1T22	LE 2H20	XC 1N53 A ◇	EM 1L07 F ◇	GN 1T24
London Liverpool Street (LST) 15 d		0858				0928					0958				1028			
London Kings Cross (KGX) 15 d	0912				0942					1012				1042				1112
Ipswich (IPS) d							0958											
Stansted Airport (SSD) ← d			0948					1027					1048					
Audley End (AUD) d		0950	1002			1030						1050	1102				1130	
Whittlesford Parkway (WLF) d		0958	1009			1039						1058	1109				1139	
Cambridge (CBG) a	1000	1008	1019		1030	1051		1056		1100	1108	1119		1130	1151			1200
Cambridge (CBG) d	1005	1013	1020		1035	1053		1100		1105	1113	1120		1135	1153	1200		1203
Cambridge North (CMB) d	1009	1019a	1025		1039	1058a				1109	1118a	1125		1139	1158a			1208
Waterbeach (WBC) d					1044					1114				1144				1212
Ely (ELY) 4 a	1025		1036		1053		1059	1114		1125		1136		1153		1214		1224
Ely (ELY) 4 d			1038	1050	1056		1100	1115	1117			1137	1150	1156		1215	1217	
Littleport (LTP) d					1106e									1206e				
Downham Market (DOW) d					1115									1215				
Watlington (WTG) d					1121									1221				
Kings Lynn (KLN) a					1130									1230				
Shippea Hill (SPP) d																		
Lakenheath (LAK) d																		
Brandon (BND) d			1054									1153						
Thetford (TTF) d			1102						1138			1201					1239	
Harling Road (HRD) d																		
Eccles Road (ECS) d														1216				
Attleborough (ATL) d			1118															
Spooner Row (SPN) d																		
Wymondham (WMD) d			1125									1224						
Norwich (NRW) a			1139						1211			1241						1310
Manea (MNE) d						1111												
March (MCH) d						1120	1132						1207			1232		
Whittlesea (WLE) d						1131												
Peterborough (PBO) 8 a				1121			1140	1149					1224			1249		

Operator Train ID Days of operation/Notes 1st Class/Reservations/Bus Catering facilities	LE 2H22	LE 1K70	EM 1R72 B ◇	GN 1T26	LE 2H24	LE 2E76	XC 1N55 A ◇	EM 1L08 D ◇	GN 1T28	LE 2H26	LE 1K72	EM 1R74 B ◇	GN 1T30	LE 2H28	EM 1L09 F ◇	GN 1T32	LE 2H30	LE 1K74
London Liverpool Street (LST) 15 d	1058				1128					1158				1228				1258
London Kings Cross (KGX) 15 d				1142					1212				1242			1312		
Ipswich (IPS) d						1200												
Stansted Airport (SSD) ← d		1148					1227				1248							1348
Audley End (AUD) d	1150	1202			1230				1250	1302				1330				1402
Whittlesford Parkway (WLF) d	1158	1209			1239				1258	1309				1339				1409
Cambridge (CBG) a	1208	1219		1230	1251		1256		1300	1308	1319		1330	1351		1400	1408	1419
Cambridge (CBG) d	1213	1220		1235	1253		1300		1305	1313	1320		1335	1353		1405	1413	1420
Cambridge North (CMB) d	1218a	1225		1239	1258a				1309	1318a	1325		1339	1358a		1409	1419a	1425
Waterbeach (WBC) d				1244					1314				1344			1414		
Ely (ELY) 4 a		1236		1254		1259	1314		1325		1336		1353			1425		1436
Ely (ELY) 4 d		1237	1251	1256		1300	1315	1322			1337	1350	1356		1416			1437
Littleport (LTP) d				1306e									1406e					
Downham Market (DOW) d				1315									1415					
Watlington (WTG) d				1321									1421					
Kings Lynn (KLN) a				1330									1430					
Shippea Hill (SPP) d																		
Lakenheath (LAK) d																		
Brandon (BND) d		1253									1353							1453
Thetford (TTF) d		1301						1343			1401			1437				1501
Harling Road (HRD) d																		
Eccles Road (ECS) d													1416					1516
Attleborough (ATL) d		1316																
Spooner Row (SPN) d																		
Wymondham (WMD) d		1324									1424							1524
Norwich (NRW) a		1339						1414			1439			1510				1539
Manea (MNE) d						1311												
March (MCH) d						1320	1332											
Whittlesea (WLE) d						1331												
Peterborough (PBO) 8 a			1326			1340	1350					1425						

NOTES (see introductory pages for explanation of train operator codes and standard symbols)

- | | | | |
|---|---|---|---|
| a | Arrival time | D | From Nottingham, see table 054 |
| d | Departure time | F | From Liverpool Lime Street, see table 054 |
| e | Arrives 3 minutes earlier | | |
| A | To Birmingham New Street, see table 054 | | |
| B | To Liverpool Lime Street, see table 054 | | |

London, Stansted Airport and Cambridge to Ely, Kings Lynn, Norwich and Peterborough

Saturdays

Operator Train ID Days of operation/Notes 1st Class/Reservations/Bus Catering facilities	EM 1R76 B ◇	GN 1T34 ◇	LE 2H32	LE 2E78	XC 1N59 A ◇	EM 1L10 F ◇	GN 1T36 ◇	LE 2H34	LE 2K76	EM 1R78 B ◇	GN 1T38 ◇	LE 2H36	XC 1N61 A ◇	EM 1L11 F ◇	GN 1T40 ◇	LE 2H38	LE 1K78	EM 1R80 B ◇
London Liverpool Street (LST)			1328					1358				1428				1458		
London Kings Cross (KGX)		1342					1412				1442				1512			
Ipswich (IPS)				1402														
Stansted Airport (SSD)					1427				1448									1548
Audley End (AUD)			1430					1450	1502			1530				1550	1602	
Whittlesford Parkway (WLF)			1439					1458	1509			1539				1558	1609	
Cambridge (CBG)		1430	1451		1456		1500	1508	1519		1530	1551		1600	1608	1619		
Cambridge (CBG)		1435	1453		1500		1505	1513	1520		1535	1553	1600		1605	1613	1620	
Cambridge North (CMB)		1439	1458a				1509	1518a	1525		1539	1558a			1609	1618a	1625	
Waterbeach (WBC)			1444					1514				1544			1614			
Ely (ELY)	4		1453		1459	1514		1525		1536		1554		1614		1625	1636	
Ely (ELY)	4	1450	1456		1500	1515	1519		1537	1550	1556		1615	1622			1637	1650
Littleport (LTP)			1506e								1606e							
Downham Market (DOW)			1515									1615						
Watlington (WTG)			1521									1621						
Kings Lynn (KLN)			1530									1630						
Shippea Hill (SPP)																		
Lakenheath (LAK)									1550									
Brandon (BND)									1555								1653	
Thetford (TTF)						1540			1603					1644			1701	
Harling Road (HRD)																		
Eccles Road (ECS)																		
Attleborough (ATL)									1618								1716	
Spooner Row (SPN)																		
Wymondham (WMD)									1625								1724	
Norwich (NRW)						1611			1639					1714			1741	
Manea (MNE)				1511														
March (MCH)				1520	1532								1632					
Whittlesea (WLE)				1531														
Peterborough (PBO)	8	1521		1540	1549					1623			1649					1723

Operator Train ID Days of operation/Notes 1st Class/Reservations/Bus Catering facilities	GN 1T42 ◇	LE 2H40	LE 2E80	XC 1N63 A ◇	GN 1T44 ◇	LE 2H42	LE 1K80	EM 1M82 G ◇	GN 1T46 ◇	LE 2H44	XC 1N65 A ◇	EM 1L13 F ◇	GN 1T48 ◇	LE 2H46	LE 1K82	EM 1R84 H ◇	GN 1T50 ◇	LE 2H48
London Liverpool Street (LST)		1528				1558				1628				1658				1728
London Kings Cross (KGX)	1542				1612				1642				1712				1742	
Ipswich (IPS)			1558															
Stansted Airport (SSD)				1627			1648								1748			
Audley End (AUD)		1630				1650	1702			1730				1750	1802			1830
Whittlesford Parkway (WLF)		1639				1658	1709			1739				1758	1809			1839
Cambridge (CBG)	1630	1651		1656	1700	1708	1719		1730	1751			1800	1808	1819		1830	1851
Cambridge (CBG)	1635	1653		1700	1705	1713	1720		1735	1753	1800		1805	1812	1820		1835	1853
Cambridge North (CMB)	1639	1658a			1709	1718a	1725		1739	1758a			1809	1818a	1825		1839	1858a
Waterbeach (WBC)		1644				1714			1744				1814				1844	
Ely (ELY)	4	1653		1659	1714	1725	1736		1753		1814		1825		1836		1853	
Ely (ELY)	4	1656		1700	1715		1737	1751	1756		1815	1822			1837	1849	1856	
Littleport (LTP)		1706e							1806e								1906e	
Downham Market (DOW)		1715							1815								1915	
Watlington (WTG)		1721							1821								1921	
Kings Lynn (KLN)		1730							1830								1930	
Shippea Hill (SPP)																		
Lakenheath (LAK)																		
Brandon (BND)							1753								1853			
Thetford (TTF)							1801					1843			1900			
Harling Road (HRD)																		
Eccles Road (ECS)																		
Attleborough (ATL)							1816								1915			
Spooner Row (SPN)																		
Wymondham (WMD)							1824								1922			
Norwich (NRW)							1839					1917			1936			
Manea (MNE)			1712								1826							
March (MCH)			1720	1731							1835					1907		
Whittlesea (WLE)			1731															
Peterborough (PBO)	8		1740	1749				1824			1851					1924		

NOTES (see introductory pages for explanation of train operator codes and standard symbols)

- a Arrival time
- d Departure time
- e Arrives 3 minutes earlier
- A To Birmingham New Street, see table 054
- B To Liverpool Lime Street, see table 054
- F From Liverpool Lime Street, see table 054
- G To Manchester Piccadilly, see table 054
- H To Sheffield, see table 054

London, Stansted Airport and Cambridge to Ely, Kings Lynn, Norwich and Peterborough

Saturdays

Operator Train ID Days of operation/Notes 1st Class/Reservations/Bus	LE 2E82	XC 1N67 A 1◇	EM 1L14 F ◇	GN 1T52	LE 2H50	LE 1K84	GN 1T54	LE 2H52	XC 1N69 A 1◇	EM 1L15 F ◇	GN 1T56	LE 2H54	LE 1K88	GN 1T58	LE 2H56	LE 2E84	EM 1R88 J ◇	GN 1T60
London Liverpool Street (LST) 15 d					1758			1828				1858			1928			
London Kings Cross (KGX) 15 d				1812			1842				1912			1939				2009
Ipswich (IPS) d	1758															2000		
Stansted Airport (SSD) 4 d		1827				1848							1948					
Audley End (AUD) d					1850	1902		1930				1950	2002		2030			
Whittlesford Parkway (WLF) d					1858	1910		1939				1958	2009		2039			
Cambridge (CBG) a		1856		1900	1908	1920	1930	1951			2003	2008	2019	2031	2051			2101
Cambridge (CBG) d		1900		1905	1913	1921	1935	1953	2000		2005	2013	2020	2035	2053			2105
Cambridge North (CMB) d				1909	1918a	1925	1939	1958a			2009	2018a	2025	2039	2058a			2109
Waterbeach (WBC) d				1914			1944				2014			2044				2114
Ely (ELY) 4 a	1859	1915		1923		1937	1953		2014		2023		2036	2053		2058		2123
Ely (ELY) 4 d	1900	1915	1923	1926		1937	1956		2015	2018	2024		2037	2055		2059	2109	2126
Littleport (LTP) d				1933			2006e				2036f			2106c				2136e
Downham Market (DOW) d				1944			2015				2045			2115				2145
Watlington (WTG) d				1950			2021				2051			2121				2151
Kings Lynn (KLN) a				1959			2030				2100			2130				2200
Shippea Hill (SPP) d																		
Lakenheath (LAK) d																		
Brandon (BND) d						1953							2053					
Thetford (TTF) d			1944			2001				2040			2100					
Harling Road (HRD) d																		
Eccles Road (ECS) d																		
Attleborough (ATL) d						2016							2115					
Spooner Row (SPN) d																		
Wymondham (WMD) d						2023							2122					
Norwich (NRW) a			2014			2036				2109			2136					
Manea (MNE) d	1911																	2110
March (MCH) d	1920	1932							2032									2119
Whittlesea (WLE) d	1931																	2130
Peterborough (PBO) 8 a	1940	1949							2049									2139 2144

Operator Train ID Days of operation/Notes 1st Class/Reservations/Bus	LE 2H58	LE 1K92	GN 1T62	LE 2H60	EM 1L17 F ◇	GN 1T64	LE 2H62	GN 1T66	LE 1K96	LE 2H64	GN 1T68	GN 1T70	LE 2H68	GN 1T72
London Liverpool Street (LST) 15 d	1958			2028			2058			2128			2228	
London Kings Cross (KGX) 15 d			2039			2109		2139			2209	2239		2309
Ipswich (IPS) d														
Stansted Airport (SSD) 4 d		2048							2210					
Audley End (AUD) d	2050	2102		2130			2150		2225	2230			2330	
Whittlesford Parkway (WLF) d	2058	2109		2139			2158		2233	2239			2339	
Cambridge (CBG) a	2108	2119	2130	2151		2200	2208	2230	2245	2250	2300	2330	2350	0001
Cambridge (CBG) d	2113	2120	2135	2153		2205	2213	2235	2255	2259	2305	2335	2352	0005
Cambridge North (CMB) d	2118a	2125	2139	2158a		2209	2218a	2239	2259	2304a	2309	2339	2357a	0009
Waterbeach (WBC) d			2144			2214		2244			2314	2344		0014
Ely (ELY) 4 a		2136	2153			2225		2253	2311		2325	2353		0023
Ely (ELY) 4 d		2137	2156		2217			2256	2311			2355		0025
Littleport (LTP) d			2206e					2303				0002		0032
Downham Market (DOW) d			2215					2312				0011		0041
Watlington (WTG) d			2221					2318				0017		0047
Kings Lynn (KLN) a			2230					2327				0026		0056
Shippea Hill (SPP) d														
Lakenheath (LAK) d														
Brandon (BND) d		2153							2327					
Thetford (TTF) d		2200			2239				2335					
Harling Road (HRD) d														
Eccles Road (ECS) d														
Attleborough (ATL) d		2215			2253				2350					
Spooner Row (SPN) d														
Wymondham (WMD) d		2222			2300				2357					
Norwich (NRW) a		2236			2313				0010					
Manea (MNE) d														
March (MCH) d														
Whittlesea (WLE) d														
Peterborough (PBO) 8 a														

NOTES (see introductory pages for explanation of train operator codes and standard symbols)

- a Arrival time
- d Departure time
- c Arrives 4 minutes earlier
- e Arrives 3 minutes earlier
- f Arrives 5 minutes earlier
- A To Birmingham New Street, see table 054
- F From Liverpool Lime Street, see table 054
- J To Nottingham, see table 054

London, Stansted Airport and Cambridge to Ely, Kings Lynn, Norwich and Peterborough

Sundays

Operator Train ID Days of operation/Notes 1st Class/Reservations/Bus	GN 1T70	GN 1T72	LE 2E72 A	LE 2K62	GN 1T10	LE 2H10	LE 2H12	GN 1T16	LE 2H14	LE 2H16	EM 1R56 B ◇	LE 2E74 C	EM 1L06 D ◇	LE 2K68	XC 1N51 E ◇	GN 1T20	LE 2H18	LE 2H20
London Liverpool Street (LST) 15 d						0742	0827		0857	0927							0957	1028
London Kings Cross (KGX) 15 d					0754			0910								1010		
Ipswich (IPS) d			0755									0955						
Stansted Airport (SSD) 4 d				0818										1009	1027			
Audley End (AUD) d				0832		0900	0922		1000	1022				1026			1100	1122
Whittlesford Parkway (WLF) d				0840		0909	0930		1009	1030				1034			1109	1130
Cambridge (CBG) a				0849	0858	0921	0940	0958	1020	1040				1044	1055	1058	1120	1140
Cambridge (CBG) d		0005		0850	0903	0923	0941	1003	1023	1041				1050	1059	1103	1123	1141
Cambridge North (CMB) d		0009		0855	0908	0928a	0947a	1007	1028a	1047a				1054		1107	1128a	1147a
Waterbeach (WBC) d		0014			0913			1012								1112		
Ely (ELY) 4 a		0023	0851	0906	0922			1021				1051		1106	1114	1121		
Ely (ELY) 4 d		0025	0853	0908	0923			1022			1049	1053	1057	1107	1115	1122		
Littleport (LTP) d	0002	0032			0930			1029								1129		
Downham Market (DOW) d	0011	0041			0939			1038								1138		
Watlington (WTG) d	0017	0047			0945			1044								1144		
Kings Lynn (KLN) a	0026	0056			0954			1053								1153		
Shippea Hill (SPP) d																		
Lakenheath (LAK) d				0921														
Brandon (BND) d				0926									1113	1126				
Thetford (TTF) d				0934									1122	1133				
Harling Road (HRD) d																		
Eccles Road (ECS) d																		
Attleborough (ATL) d				0949									1136	1148				
Spooner Row (SPN) d																		
Wymondham (WMD) d				0956									1143	1155				
Norwich (NRW) a				1013									1158	1213				
Manea (MNE) d			0904									1104						
March (MCH) d			0913									1113			1132			
Whittlesea (WLE) d			0924									1124						
Peterborough (PBO) 8 a			0933								1120	1133			1149			

Operator Train ID Days of operation/Notes 1st Class/Reservations/Bus	EM 1R58 B ◇	LE 1K70	XC 1N53 E ◇	GN 1T24	LE 2H22	LE 2H24	LE 2E76	LE 2K72	XC 1N55 E ◇	GN 1T28	LE 2H26	LE 2H28	EM 1L07 F ◇	LE 1K74	XC 1N57 E ◇	EM 1L08 F ◇	GN 1T32	LE 2H30
London Liverpool Street (LST) 15 d					1057	1128						1157	1228					1257
London Kings Cross (KGX) 15 d				1110						1210							1310	
Ipswich (IPS) d							1155											
Stansted Airport (SSD) 4 d		1109	1127					1209	1227					1309	1327			
Audley End (AUD) d		1126			1200	1222		1226			1300	1322		1326				1400
Whittlesford Parkway (WLF) d		1134			1209	1229		1234			1309	1329		1334				1409
Cambridge (CBG) a		1144	1155	1158	1220	1240		1244	1255	1258	1320	1340		1344	1355		1358	1420
Cambridge (CBG) d		1150	1159	1203	1223	1241		1250	1259	1303	1323	1341		1350	1359		1403	1423
Cambridge North (CMB) d		1154		1207	1228a	1247a		1254		1307	1328a	1347a		1354			1407	1428a
Waterbeach (WBC) d					1212					1312							1412	
Ely (ELY) 4 a		1206	1214	1221			1253	1306	1314	1321				1406	1414		1421	
Ely (ELY) 4 d	1150	1207	1215	1222			1253	1307	1315	1322			1334	1407	1415	1419	1422	
Littleport (LTP) d				1229						1329							1429	
Downham Market (DOW) d				1238						1338							1438	
Watlington (WTG) d				1244						1344							1444	
Kings Lynn (KLN) a				1253						1353							1453	
Shippea Hill (SPP) d																		
Lakenheath (LAK) d								1320										
Brandon (BND) d		1223						1326						1423		1438		
Thetford (TTF) d		1231						1333					1355	1431		1446		
Harling Road (HRD) d																		
Eccles Road (ECS) d																		
Attleborough (ATL) d		1246						1348						1446		1500		
Spooner Row (SPN) d																		
Wymondham (WMD) d		1253						1355						1453		1509		
Norwich (NRW) a		1313						1413					1426	1513		1524		
Manea (MNE) d							1305											
March (MCH) d			1232				1313		1332						1432			
Whittlesea (WLE) d							1324											
Peterborough (PBO) 8 a	1223		1249				1333		1349						1449			

NOTES (see introductory pages for explanation of train operator codes and standard symbols)

- a Arrival time
- d Departure time
- A Runs until 10 September
- B To Liverpool Lime Street, see table 054
- C From Colchester, see table 006
- D From Nottingham, see table 054
- E To Birmingham New Street, see table 054
- F From Sheffield, see table 054

London, Stansted Airport and Cambridge to Ely, Kings Lynn, Norwich and Peterborough

Sundays

Operator Train ID Days of operation/Notes 1st Class/Reservations/Bus Catering facilities	LE 2H32	EM 1R64 B ◇	LE 2E78	LE 1K76	XC 1N59 E ◇	GN 1T36	LE 2H34	LE 2H36	EM 1L09 F ◇	EM 1R68 B ◇	LE 2K78	XC 1N61 E ◇	GN 1T40	LE 2H38	LE 2H40	EM 1L10 G ◇	LE 2E80	LE 1K80	
London Liverpool Street (LST)	1328						1357	1428						1457	1528				
London Kings Cross (KGX)						1410							1510						
Ipswich (IPS)			1355															1555	
Stansted Airport (SSD)				1409	1427						1509	1527							1609
Audley End (AUD)	d 1422			1426			1500	1522			1526			1600	1622				1626
Whittlesford Parkway (WLF)	d 1429			1434			1509	1529			1534			1609	1629				1634
Cambridge (CBG)	a 1440			1444	1455	1458	1520	1540			1544	1555	1558	1620	1640				1644
Cambridge (CBG)	d 1441			1450	1459	1503	1523	1541			1550	1559	1603	1623	1641				1650
Cambridge North (CMB)	d 1447a			1454		1507	1528a	1547a			1554		1607	1628a	1647a				1654
Waterbeach (WBC)	d					1512													
Ely (ELY)	a 4		1453	1506	1514	1521					1606	1614	1621				1653	1706	
Ely (ELY)	d 4	1442	1453	1507	1515	1522			1529	1548	1607	1615	1622			1636	1653	1707	
Littleport (LTP)	d					1529							1629						
Downham Market (DOW)	d					1538							1638						
Watlington (WTG)	d					1544							1644						
Kings Lynn (KLN)	a					1553							1653						
Shippea Hill (SPP)	d																		
Lakenheath (LAK)	d										1620								
Brandon (BND)	d			1523							1626								1723
Thetford (TTF)	d			1531					1550		1633					1657			1731
Harling Road (HRD)	d																		
Eccles Road (ECS)	d																		
Attleborough (ATL)	d			1546								1648							1746
Spooner Row (SPN)	d																		
Wymondham (WMD)	d			1553								1655							1753
Norwich (NRW)	a			1613					1623		1713					1727			1813
Manea (MNE)	d		1505																1705
March (MCH)	d		1513		1532					1606		1632							1713
Whittlesea (WLE)	d		1524																1724
Peterborough (PBO)	a 8	1514	1533		1549					1622		1649							1733




Operator Train ID Days of operation/Notes 1st Class/Reservations/Bus Catering facilities	XC 1N63 E ◇	GN 1T44	LE 2H42	LE 2H44	EM 1L11 H ◇	EM 1M82 J ◇	LE 1K82	XC 1N65 E ◇	GN 1T48	LE 2H46	LE 2H48	EM 1L12 H ◇	EM 1R74 K ◇	LE 2E82	LE 1K84	XC 1N67 E ◇	GN 1T52	LE 2H50	
London Liverpool Street (LST)			1557	1628							1657	1728							1757
London Kings Cross (KGX)		1610							1710										1810
Ipswich (IPS)														1755					
Stansted Airport (SSD)	d 1627						1709	1727								1809	1827		1900
Audley End (AUD)	d		1700	1722			1726			1800	1822					1826			1900
Whittlesford Parkway (WLF)	d		1709	1729			1734			1809	1829					1834			1909
Cambridge (CBG)	a 1655	1658	1720	1740			1744	1755	1758	1820	1840					1844	1855	1858	1920
Cambridge (CBG)	d 1659	1703	1723	1741			1750	1759	1803	1823	1841					1850	1859	1903	1923
Cambridge North (CMB)	d		1707	1728a	1747a		1754		1807	1828a	1847a					1854		1907	1928a
Waterbeach (WBC)	d		1712						1812										1912
Ely (ELY)	a 4	1714	1721				1806	1814	1821					1853	1906	1914	1921		
Ely (ELY)	d 4	1715	1722		1729	1749	1807	1815	1822			1835	1848	1853	1907	1915	1922		
Littleport (LTP)	d		1729						1829										1929
Downham Market (DOW)	d		1738						1838										1938
Watlington (WTG)	d		1744						1844										1944
Kings Lynn (KLN)	a		1753						1853										1953
Shippea Hill (SPP)	d																		
Lakenheath (LAK)	d																		
Brandon (BND)	d						1823									1923			
Thetford (TTF)	d				1750		1831					1856				1931			
Harling Road (HRD)	d																		
Eccles Road (ECS)	d																		
Attleborough (ATL)	d						1846									1946			
Spooner Row (SPN)	d																		
Wymondham (WMD)	d						1853									1953			
Norwich (NRW)	a				1824		1913					1927				2013			
Manea (MNE)	d													1905					
March (MCH)	d 1732							1832						1913		1932			
Whittlesea (WLE)	d													1924					
Peterborough (PBO)	a 8	1749				1821		1849					1920	1933		1949			




NOTES (see introductory pages for explanation of train operator codes and standard symbols)

- a Arrival time
- d Departure time
- B To Liverpool Lime Street, see table 054
- E To Birmingham New Street, see table 054
- F From Sheffield, see table 054
- G From Manchester Piccadilly, see table 054
- H From Liverpool Lime Street, see table 054
- J To Manchester Piccadilly, see table 054
- K To Nottingham, see table 054

London, Stansted Airport and Cambridge to Ely, Kings Lynn, Norwich and Peterborough

Sundays

Operator Train ID Days of operation/Notes 1st Class/Reservations/Bus	LE 2H52	EM 1L13 H ◇	EM 1R76 K ◇	LE 1K88	XC 1N69 E I◇	GN 1T56 I	LE 2H54	LE 2H56	EM 1L14 H ◇	LE 1K90	GN 1T60 I	LE 2H58	EM 1R78 K ◇	LE 1K92	EM 1L16 H ◇	GN 1T64 I	LE 2H62	GN 1T68 I
London Liverpool Street (LST)  15 d	1828						1857	1928				1957					2057	
London Kings Cross (KGX)  15 d						1910					2010					2110		2210
Ipswich (IPS)																		
Stansted Airport (SSD)  4 d				1909	1927					2009				2118				
Audley End (AUD)	d 1922			1926			2000	2022		2026		2100		2133			2200	
Whittlesford Parkway (WLF)	d 1929			1934			2009	2029		2034		2109		2141			2209	
Cambridge (CBG)	a 1940			1944	1955	2000	2020	2040		2044	2059	2120		2151		2158	2220	2259
Cambridge (CBG)	d 1941			1950	1959	2003	2023	2041		2048	2103	2123		2154		2203	2226	2303
Cambridge North (CMB)	d 1947a			1954		2007	2028a	2047a		2053	2108	2128a		2158		2207	2231a	2307
Waterbeach (WBC)						2012					2112					2212		2312
Ely (ELY) 4 a				2006	2014	2021				2104	2122			2210		2221		2321
Ely (ELY) 4 d		1930	1949	2007	2015	2022			2036	2105	2122		2146	2210	2219	2222		2322
Littleport (LTP)	d					2029					2129					2229		2329
Downham Market (DOW)	d					2038					2139					2238		2338
Watlington (WTG)	d					2044					2144					2244		2344
Kings Lynn (KLN)	a					2053					2154					2253		2353
Shippea Hill (SPP)	d																	
Lakenheath (LAK)	d																	
Brandon (BND)	d			2023						2121				2226				
Thetford (TTF)	d	1951		2031					2057	2128				2234	2241			
Harling Road (HRD)	d																	
Eccles Road (ECS)	d																	
Attleborough (ATL)	d			2046					2111	2143				2249	2255			
Spooner Row (SPN)	d																	
Wymondham (WMD)	d			2053					2118	2150				2256	2302			
Norwich (NRW)	a	2024		2109					2133	2205				2313	2317			
Manea (MNE)	d																	
March (MCH)	d				2032													
Whittlesea (WLE)	d																	
Peterborough (PBO) 8 a			2023		2049								2219					

Operator Train ID 1st Class/Reservations/Bus	LE 2H66	GN 1T72 I
London Liverpool Street (LST)  15 d	2157	
London Kings Cross (KGX)  15 d		2310
Ipswich (IPS)		
Stansted Airport (SSD)  4 d		
Audley End (AUD)	d 2300	
Whittlesford Parkway (WLF)	d 2309	
Cambridge (CBG)	a 2320	0001
Cambridge (CBG)	d 2323	0003
Cambridge North (CMB)	d 2328a	0007
Waterbeach (WBC)	d	0012
Ely (ELY) 4 a		0021
Ely (ELY) 4 d		0022
Littleport (LTP)	d	0029
Downham Market (DOW)	d	0038
Watlington (WTG)	d	0044
Kings Lynn (KLN)	a	0053
Shippea Hill (SPP)	d	
Lakenheath (LAK)	d	
Brandon (BND)	d	
Thetford (TTF)	d	
Harling Road (HRD)	d	
Eccles Road (ECS)	d	
Attleborough (ATL)	d	
Spooner Row (SPN)	d	
Wymondham (WMD)	d	
Norwich (NRW)	a	
Manea (MNE)	d	
March (MCH)	d	
Whittlesea (WLE)	d	
Peterborough (PBO) 8 a		

NOTES (see introductory pages for explanation of train operator codes and standard symbols)

- a Arrival time
- d Departure time
- E To Birmingham New Street, see table 054
- H From Liverpool Lime Street, see table 054
- K To Nottingham, see table 054

Peterborough, Norwich, Kings Lynn and Ely to Cambridge, Stansted Airport and London

Mondays to Fridays

Operator Train ID Days of operation/Notes 1st Class/Reservations/Bus	GN 1T01	GN 1T03	LE 1H83	GN 1T05	LE 1H85	LE 1K55	GN 1T07	EM 1R60 A	LE 1H87	EM 1L01 B	GN 1T09	LE 2H13	LE 1K59	GN 1T11	EM 1R62 A	XC 1L26 C	LE 2H15	EM 1L02 B	
	■	■		■			■	◇		◇	■			■	◇	■◇		◇	
Peterborough (PBO)	8	d								0627								0713	0739
Whittlesea (WLE)		d																0721	
March (MCH)		d								0644								0732	0755
Manea (MNE)		d																0739	
Norwich (NRW)		d				0533		0549					0633		0651				
Wymondham (WMD)		d				0545		0601					0645						
Spooner Row (SPN)		d																	
Attleborough (ATL)		d				0552		0609					0652						
Eccles Road (ECS)		d																	
Harling Road (HRD)		d																	
Thetford (TTF)		d				0606		0623					0706		0723c				
Brandon (BND)		d				0614							0714						
Lakenheath (LAK)		d																	
Shippea Hill (SPP)		d																	
Kings Lynn (KLN)		d	0444	0514		0540		0610			0640			0710					
Watlington (WTG)		d	0451	0521		0547		0617			0647			0717					
Downham Market (DOW)		d	0458	0528		0554		0624			0654			0724					
Littleport (LTP)		d	0508	0538		0604		0634			0704			0734					
Ely (ELY)	4	a	0516	0546		0612		0630	0642	0645	0702	0712		0730	0742	0745	0753		0812
Ely (ELY)	4	d	0518	0548	0552	0614		0632	0644		0650		0714	0728	0734	0744		0753	0759
Waterbeach (WBC)		d	0527	0557	0602	0623		0653		0700			0723			0753			0809
Cambridge North (CMB)		d	0532	0602	0607	0628	0638	0644	0658	0705			0728	0741	0747	0758			0814
Cambridge (CBG)		a	0537	0607	0612	0633	0644	0650	0703	0710			0733	0746	0753	0803		0808	0819
Cambridge (CBG)		d	0539	0609	0615	0639	0645		0709	0715			0739	0750		0809		0812	0820
Whittlesford Parkway (WLF)		a			0622		0652			0722				0759					0829
Audley End (AUD)		a			0630		0700			0730				0809					0839
Stansted Airport (SSD)	←	a																	0841
Ipswich (IPS)		a																	
London Kings Cross (KGX)	⊖ 15	a	0632	0702		0732		0802			0832			0902					
London Liverpool Street (LST)	⊖ 15	a			0725		0755			0825			0919						0950

Operator Train ID Days of operation/Notes 1st Class/Reservations/Bus Catering facilities	GN 1T13	LE 1K61	LE 2L71	GN 1T15	EM 1R64 A	XC 1L28 C	LE 2H19	GN 1T17	EM 1L04 D	LE 1K65	LE 2H21	GN 1T19	EM 1R66 A	XC 1L30 C	EM 1L05 D	LE 2H23	GN 1T21	LE 1K67
	■			■	◇	■◇		■	◇			■	◇	■◇	◇		■	
Peterborough (PBO)	8	d				0750				0842				0919	0940			
Whittlesea (WLE)		d				0758												
March (MCH)		d				0809								0935				
Manea (MNE)		d				0817												
Norwich (NRW)		d	0730			0755				0833			0856					0927
Wymondham (WMD)		d	0742							0845								0939
Spooner Row (SPN)		d																
Attleborough (ATL)		d	0749							0852								0946
Eccles Road (ECS)		d																
Harling Road (HRD)		d																
Thetford (TTF)		d	0803			0825				0906			0924					1000
Brandon (BND)		d	0811							0914								1008
Lakenheath (LAK)		d																
Shippea Hill (SPP)		d																
Kings Lynn (KLN)		d	0742			0812			0842									0942
Watlington (WTG)		d	0749			0819			0849									0949
Downham Market (DOW)		d	0756			0826			0856									0956
Littleport (LTP)		d	0806			0836			0906									1006
Ely (ELY)	4	a	0815	0827	0830	0846	0849	0852	0915	0918	0930		0949	0952	1013		1016	1027
Ely (ELY)	4	d	0816	0828	0831	0848		0853	0916		0931		0948	0954			1018	1028
Waterbeach (WBC)		d	0825	0838		0857			0925			0957					1027	
Cambridge North (CMB)		d	0830	0844		0902		0913	0930		0944	0953	1002			1013	1032	1040
Cambridge (CBG)		a	0835	0851		0907		0910	0919	0935	0949	0959	1007	1010		1019	1037	1045
Cambridge (CBG)		d	0837			0909		0912	0920	0937	0950	1003	1014			1020	1044	1048
Whittlesford Parkway (WLF)		a						0929			0957	1011				1029		1055
Audley End (AUD)		a						0939			1006	1019				1039		1105
Stansted Airport (SSD)	←	a						0942			1022							1122
Ipswich (IPS)		a			0927													
London Kings Cross (KGX)	⊖ 15	a	0931			1004			1032			1102						1132
London Liverpool Street (LST)	⊖ 15	a						1045				1115				1145		

NOTES (see introductory pages for explanation of train operator codes and standard symbols)

- a Arrival time
- d Departure time
- c Arrives 4 minutes earlier
- A To Liverpool Lime Street, see table 054
- B From Nottingham, see table 054
- C From Birmingham New Street, see table 054
- D From Sheffield, see table 054

Peterborough, Norwich, Kings Lynn and Ely to Cambridge, Stansted Airport and London

Mondays to Fridays

Operator	Train ID	LE 2L73	EM 1R68 A	LE 2H25	GN 1T23	XC 1L98 E	GN 1T23	LE 2H27	GN 1T25	EM 1L06 F	LE 1K71	EM 1R70 A	LE 2H29	GN 1T27	EM 1L07 F	LE 2H31	GN 1T29	LE 1K73	LE 2L75	
Days of operation/Notes	1st Class/Reservations/Bus		◇		■	■◇	■		■	◇		◇		■	◇		■			
Peterborough (PBO)	8 d	0950				1013				1045					1142				1150	
Whittlesea (WLE)	d	0958																	1158	
March (MCH)	d	1009				1030													1209	
Manea (MNE)	d	1017				1037													1217	
Norwich (NRW)	d		0955								1033	1056							1127	
Wymondham (WMD)	d										1045								1140	
Spooner Row (SPN)	d																			
Attleborough (ATL)	d										1052								1147	
Eccles Road (ECS)	d																			
Harling Road (HRD)	d																			
Thetford (TTF)	d		1024								1106	1124							1201	
Brandon (BND)	d										1114								1209	
Lakenheath (LAK)	d																			
Shippea Hill (SPP)	d																			
Kings Lynn (KLN)	d								1042										1142	
Watlington (WTG)	d								1049										1149	
Downham Market (DOW)	d								1056										1156	
Littleport (LTP)	d								1106										1206	
Ely (ELY)	4 a	1031	1046			1051			1114	1119	1131	1146			1213			1217	1226	1230
Ely (ELY)	4 d	1032			1046	1053			1118		1131			1153			1218	1227	1232	
Waterbeach (WBC)	d				1056				1128					1203					1227	
Cambridge North (CMB)	d			1053	1101			1113	1133		1143		1153	1208		1213	1232	1239		
Cambridge (CBG)	a			1059	1105	1108	←	1119	1137		1149		1159	1212		1219	1237	1244		
Cambridge (CBG)	d			1103	1114	1111	1114	1120	1144		1150		1203	1214		1220	1244	1248		
Whittlesford Parkway (WLF)	a			1111	←			1129			1157		1211			1229		1255		
Audley End (AUD)	a			1119				1139			1206		1219			1239		1305		
Stansted Airport (SSD)	← a					1141					1222							1322		
Ipswich (IPS)	a	1128																	1328	
London Kings Cross (KGX)	← 15 a						1202		1234					1302				1332		
London Liverpool Street (LST)	← 15 a			1215				1245					1315			1345				

Operator	Train ID	EM 1R72 A	LE 2H33	XC 1L36 C	GN 1T31	LE 2H35	GN 1T33	EM 1L08 B	LE 1K77	EM 1R74 A	LE 2H37	XC 1L38 C	GN 1T35	EM 1L09 F	LE 2H39	GN 1T37	LE 1K79	LE 2L77	EM 1R76 A
Days of operation/Notes	1st Class/Reservations/Bus	◇		■◇	■		■	◇		◇		■◇	■	◇		■			◇
Peterborough (PBO)	8 d			1214				1243				1316		1341					1350
Whittlesea (WLE)	d																		1358
March (MCH)	d			1232								1332							1409
Manea (MNE)	d																		1417
Norwich (NRW)	d	1156							1228	1256									1327
Wymondham (WMD)	d								1240										1339
Spooner Row (SPN)	d																		
Attleborough (ATL)	d								1247										1346
Eccles Road (ECS)	d																		
Harling Road (HRD)	d																		
Thetford (TTF)	d	1224							1301	1324									1400
Brandon (BND)	d								1309										1408
Lakenheath (LAK)	d																		
Shippea Hill (SPP)	d																		
Kings Lynn (KLN)	d						1242												1342
Watlington (WTG)	d						1249												1349
Downham Market (DOW)	d						1256												1356
Littleport (LTP)	d						1306												1406
Ely (ELY)	4 a	1246		1249			1316	1320	1325	1346		1349		1413		1416	1425	1431	1445
Ely (ELY)	4 d			1250	1253		1318		1327			1350	1353			1418	1426	1431	
Waterbeach (WBC)	d				1303		1327						1403			1427			
Cambridge North (CMB)	d		1253		1308	1313	1332		1339		1353		1408		1413	1432	1439		
Cambridge (CBG)	a		1259	1305	1312	1319	1337		1344		1359	1408	1412		1419	1437	1444		
Cambridge (CBG)	d		1303	1311	1314	1320	1344		1348		1403		1414		1420	1444	1448		
Whittlesford Parkway (WLF)	a		1311			1329			1355		1411				1429		1455		
Audley End (AUD)	a		1319			1339			1405		1419				1439		1505		
Stansted Airport (SSD)	← a			1341					1422								1522		
Ipswich (IPS)	a																		1527
London Kings Cross (KGX)	← 15 a				1402		1432						1502			1532			
London Liverpool Street (LST)	← 15 a		1415			1445					1515				1545				

NOTES (see introductory pages for explanation of train operator codes and standard symbols)

- a Arrival time
- d Departure time
- A To Liverpool Lime Street, see table 054
- B From Nottingham, see table 054
- C From Birmingham New Street, see table 054
- E From Bristol Temple Meads, see table 054
- F From Liverpool Lime Street, see table 054

Peterborough, Norwich, Kings Lynn and Ely to Cambridge, Stansted Airport and London

Mondays to Fridays

Operator Train ID Days of operation/Notes 1st Class/Reservations/Bus Catering facilities	LE 2H41	XC 1L40 C 11 ◇ ⚡	GN 1T39	EM 1L10 F ◇	LE 2H43	GN 1T41	LE 1K81	EM 1R78 A ◇	LE 2H45	XC 1L42 C 11 ◇ ⚡	GN 1T43	EM 1L11 F ◇	LE 2H47	GN 1T45	LE 1K83	LE 2L79	EM 1R80 A ◇	LE 2H49
Peterborough (PBO)	8	d	1416		1441					1516		1541					1550	
Whittlesea (WLE)		d															1558	
March (MCH)		d	1432							1532							1609	
Manea (MNE)		d															1617	
Norwich (NRW)		d					1427	1456							1527		1548	
Wymondham (WMD)		d					1439								1539			
Spooner Row (SPN)		d																
Attleborough (ATL)		d					1446								1546		1604	
Eccles Road (ECS)		d															1609	
Harling Road (HRD)		d															1614	
Thetford (TTF)		d						1500	1524						1600		1623	
Brandon (BND)		d					1508								1608			
Lakenheath (LAK)		d																
Shippea Hill (SPP)		d																
Kings Lynn (KLN)		d				1442								1542				
Wattlington (WTG)		d				1449								1549				
Downham Market (DOW)		d				1456								1556				
Littleport (LTP)		d				1506								1606				
Ely (ELY)	4	a	1449		1513	1516	1524	1546		1549		1614		1617	1627	1631	1645	
Ely (ELY)	4	d	1450	1453		1518	1527			1550	1553			1618	1627	1631		
Waterbeach (WBC)		d		1503		1527				1603				1627				
Cambridge North (CMB)		d	1453		1508	1513	1532	1539	1543	1608		1613	1632	1639			1643	
Cambridge (CBG)		a	1459	1505	1512	1519	1537	1544	1549	1608	1612	1619	1637	1645			1649	
Cambridge (CBG)		d	1503	1511	1514	1520	1544	1547	1550	1614		1620	1644	1647			1650	
Whittlesford Parkway (WLF)		a	1511		1529	1529	1555	1559	1559			1629	1655	1655			1659	
Audley End (AUD)		a	1519		1539	1604	1609	1609	1609			1639	1704	1709			1709	
Stansted Airport (SSD)	←	a	1541			1622							1724					
Ipswich (IPS)		a														1728		
London Kings Cross (KGX)	↻	a		1602		1632					1702			1732				
London Liverpool Street (LST)	↻	a	1615			1646			1716				1744					1816

Operator Train ID Days of operation/Notes 1st Class/Reservations/Bus Catering facilities	GN 1T47	XC 1L44 C 11 ◇ ⚡	LE 2H51	GN 1T49	LE 2K85	GN 1T51	EM 1M82 G ◇	XC 1L46 C 11 ◇	GN 1T53	EM 1L13 F ◇	LE 2H57	LE 2L81	LE 2K89	GN 1T55	EM 1R84 H ◇	XC 1L48 C 11 ◇	LE 2H59	GN 1T57
Peterborough (PBO)	8	d	1620					1716		1744		1750					1813	
Whittlesea (WLE)		d						1724				1758						
March (MCH)		d	1636					1735				1809					1829	
Manea (MNE)		d						1742				1817					1837	
Norwich (NRW)		d			1627		1656						1727		1750			
Wymondham (WMD)		d			1639		1709						1739		1803			
Spooner Row (SPN)		d			1643													
Attleborough (ATL)		d			1648								1746		1810			
Eccles Road (ECS)		d											1751					
Harling Road (HRD)		d											1756					
Thetford (TTF)		d				1702	1727						1809c		1824			
Brandon (BND)		d			1710								1817					
Lakenheath (LAK)		d																
Shippea Hill (SPP)		d																
Kings Lynn (KLN)		d			1640		1710		1740					1810				1840
Wattlington (WTG)		d			1647		1717		1747					1817				1847
Downham Market (DOW)		d			1654		1724		1754					1824				1854
Littleport (LTP)		d			1706		1734		1804					1834				1904
Ely (ELY)	4	a	1653		1716	1726	1744	1749	1756	1814	1817		1829	1835	1842	1846	1849	1916
Ely (ELY)	4	d	1648	1654	1718	1727	1746	1758	1818			1831	1838	1846		1853		1918
Waterbeach (WBC)		d	1658		1727		1755		1827					1855				1927
Cambridge North (CMB)		d	1703		1713	1732	1739	1800	1832		1842		1850	1900			1913	1932
Cambridge (CBG)		a	1707	1710	1719	1737	1744	1805	1813	1837	1848		1856	1905		1908	1919	1937
Cambridge (CBG)		d	1709	1712	1720	1740		1807	1844		1849		1907		1912	1920	1944	
Whittlesford Parkway (WLF)		a			1729						1858						1929	
Audley End (AUD)		a			1739						1908						1939	
Stansted Airport (SSD)	←	a	1741													1941		
Ipswich (IPS)		a										1927						
London Kings Cross (KGX)	↻	a	1802		1832		1902		1932					2002				2032
London Liverpool Street (LST)	↻	a		1845							2015						2045	

NOTES (see introductory pages for explanation of train operator codes and standard symbols)

- a Arrival time
- d Departure time
- c Arrives 4 minutes earlier
- A To Liverpool Lime Street, see table 054
- C From Birmingham New Street, see table 054
- F From Liverpool Lime Street, see table 054
- G To Manchester Piccadilly, see table 054
- H To Sheffield, see table 054

Peterborough, Norwich, Kings Lynn and Ely to Cambridge, Stansted Airport and London

Mondays to Fridays

Operator	Train ID	EM 1L14	LE 1K91	XC 1L49	LE 2H61	GN 1T59	XC 1L50	LE 2H63	EM 1L15	GN 1T61	LE 1K93	LE 2L83	LE 2H65	GN 1T63	XC 1L52	GN 1T63	EM 1R88	LE 2H67	GN 1T65
Days of operation/Notes	1st Class/Reservations/Bus	F		C			C		F			J			C		K		
		◇		◇			◇		◇						◇		◇		
Peterborough (PBO)	8 d	1846		1900			1916		1942						2016				
Whittlesea (WLE)	d														1958				
March (MCH)	d	1902		1916			1932								2009				
Manea (MNE)	d														2017				
Norwich (NRW)	d		1823										1928				2008		
Wymondham (WMD)	d		1835										1940						
Spooner Row (SPN)	d																		
Attleborough (ATL)	d		1842										1947						
Eccles Road (ECS)	d																		
Harling Road (HRD)	d																		
Thetford (TTF)	d		1856										2001				2036		
Brandon (BND)	d		1904										2009						
Lakenheath (LAK)	d																		
Shippea Hill (SPP)	d																		
Kings Lynn (KLN)	d					1910				1940				2010					2042
Watlington (WTG)	d					1917				1947				2017					2049
Downham Market (DOW)	d					1924				1954				2024					2056
Littleport (LTP)	d					1934				2004				2034					2106
Ely (ELY)	4 a	1919	1922	1934		1942	1952		2013	2016	2027	2031		2045	2049		2058		2115
Ely (ELY)	4 d		1926	1939		1946	1953	2000		2018	2028	2032		2046	2053				2118
Waterbeach (WBC)	d					1955				2027				2055					2127
Cambridge North (CMB)	d		1940		1953	2000		2013		2032	2040		2053	2100				2113	2132
Cambridge (CBG)	a		1946	1956	1959	2005	2008	2019		2037	2045		2059	2105	2108	←		2119	2137
Cambridge (CBG)	d				2002	2014		2020		2044	2048		2103	2114	2111	2114		2120	2144
Whittlesford Parkway (WLF)	a				2010			2029			2055		2111	→				2129	
Audley End (AUD)	a				2018			2039			2105		2119					2139	
Stansted Airport (SSD)	← a										2122				2141				
Ipswich (IPS)	a											2128							
London Kings Cross (KGX)	← 15 a					2103				2132							2202		2232
London Liverpool Street (LST)	← 15 a				2115			2145					2215					2245	

Operator	Train ID	LE 2H69	XC 1L54	GN 1T67	LE 2H71	LE 1K95	EM 1L17	GN 1T69	LE 2L85	LE 2H73	GN 1T71	XC 1L56	GN 1T97	LE 1K97
Days of operation/Notes	1st Class/Reservations/Bus		C				F		J			C		
			◇				◇					◇		
Peterborough (PBO)	8 d		2116				2140					2219		
Whittlesea (WLE)	d													
March (MCH)	d		2132									2235		
Manea (MNE)	d													
Norwich (NRW)	d					2112								2240
Wymondham (WMD)	d					2124								2252
Spooner Row (SPN)	d													
Attleborough (ATL)	d					2131								2259
Eccles Road (ECS)	d													
Harling Road (HRD)	d													
Thetford (TTF)	d					2145								2313
Brandon (BND)	d					2153								2321
Lakenheath (LAK)	d													
Shippea Hill (SPP)	d													
Kings Lynn (KLN)	d						2142							2242
Watlington (WTG)	d						2149							2249
Downham Market (DOW)	d						2156							2256
Littleport (LTP)	d						2206							2306
Ely (ELY)	4 a		2149			2209	2212	2215	2225			2252	2314	2337
Ely (ELY)	4 d		2150	2153		2210		2218	2227		2248	2253	2318	2338
Waterbeach (WBC)	d			2203				2227			2258		2327	
Cambridge North (CMB)	d	2153		2208	2213	2222		2232		2243	2303		2332	2350
Cambridge (CBG)	a	2159	2206	2212	2219	2227		2237		2248	2307	2310	2337	2356
Cambridge (CBG)	d	2203	2211	2214	2220			2244		2250	2310		2353	
Whittlesford Parkway (WLF)	a	2211			2230					2259				
Audley End (AUD)	a	2219			2240					2309				
Stansted Airport (SSD)	← a		2241											
Ipswich (IPS)	a								2321					
London Kings Cross (KGX)	← 15 a			2302				2332			0002		0109	
London Liverpool Street (LST)	← 15 a	2315			2347				0018					

NOTES (see introductory pages for explanation of train operator codes and standard symbols)

- a Arrival time
- d Departure time
- C From Birmingham New Street, see table 054
- F From Liverpool Lime Street, see table 054
- J To Colchester, see table 006
- K To Nottingham, see table 054

Peterborough, Norwich, Kings Lynn and Ely to Cambridge, Stansted Airport and London

Saturdays

Operator Train ID Days of operation/Notes 1st Class/Reservations/Bus	GN 1T01	GN 1T03	LE 2H07	GN 1T05	LE 1K55	EM 1R60 A ◇	GN 1T07	EM 1L01 B ◇	LE 2H11	GN 1T09	LE 1K59	EM 1R62 A ◇	LE 2H13	GN 1T11	XC 1L26 C ◇	GN 1T11	EM 1L02 B ◇	LE 2H15
Peterborough (PBO)	8	d						0628							0713		0737	
Whittlesea (WLE)		d													0721			
March (MCH)		d						0644							0732		0755	
Manea (MNE)		d													0739			
Norwich (NRW)		d			0527	0548					0627	0650						
Wymondham (WMD)		d			0539	0600					0639							
Spooner Row (SPN)		d																
Attleborough (ATL)		d			0546	0608					0646							
Eccles Road (ECS)		d																
Harling Road (HRD)		d																
Thetford (TTF)		d			0600	0622					0700	0718						
Brandon (BND)		d			0608						0708							
Lakenheath (LAK)		d																
Shippea Hill (SPP)		d																
Kings Lynn (KLN)		d		0542						0642								
Wattlington (WTG)		d		0549						0649								
Downham Market (DOW)		d		0556						0656								
Littleport (LTP)		d		0606						0706								
Ely (ELY)	4	a		0614	0625	0645		0704		0716	0724	0740			0753		0813	
Ely (ELY)	4	d	0517	0553	0618	0627	0653			0718	0727			0747	0753			
Waterbeach (WBC)		d	0526	0603	0627		0703			0727				0757				
Cambridge North (CMB)		d	0531	0608	0613	0632	0639	0708	0713	0732	0739		0753	0802				0813
Cambridge (CBG)		a	0536	0612	0619	0637	0647	0712	0719	0737	0744		0759	0806	0809	←		0819
Cambridge (CBG)		d	0537	0614	0620	0644	0649	0714	0720	0744	0748		0803	0814	0811	0814		0820
Whittlesford Parkway (WLF)		a		0629		0656			0729		0755		0811	→				0829
Audley End (AUD)		a		0639		0706			0739		0805		0819					0839
Stansted Airport (SSD)	←	a				0722					0822				0841			
Ipswich (IPS)		a																
London Kings Cross (KGX)	↻ 15	a	0632	0702	0733		0802			0832							0902	
London Liverpool Street (LST)	↻ 15	a			0745				0845				0915					0945

Operator Train ID Days of operation/Notes 1st Class/Reservations/Bus Catering facilities	GN 1T13	LE 1K61	LE 2L71	EM 1R64 A ◇	LE 2H17	XC 1L28 C ◇	GN 1T15	LE 2H19	GN 1T17	EM 1L04 D ◇	LE 1K65	EM 1R66 A ◇	LE 2H21	GN 1T19	XC 1L30 C ◇	LE 2H23	GN 1T21	EM 1L05 D ◇
Peterborough (PBO)	8	d		0750		0816				0842					0916			0945
Whittlesea (WLE)		d		0758														
March (MCH)		d		0809		0832									0932			
Manea (MNE)		d		0817														
Norwich (NRW)		d	0727		0755						0827	0853						
Wymondham (WMD)		d	0739								0839							
Spooner Row (SPN)		d																
Attleborough (ATL)		d	0746								0846							
Eccles Road (ECS)		d																
Harling Road (HRD)		d																
Thetford (TTF)		d	0800		0823						0900	0921						
Brandon (BND)		d	0808								0908							
Lakenheath (LAK)		d																
Shippea Hill (SPP)		d																
Kings Lynn (KLN)		d	0742						0842					0912				0942
Wattlington (WTG)		d	0749						0849					0920				0949
Downham Market (DOW)		d	0756						0856					0927				0956
Littleport (LTP)		d	0806						0906					0936				1006
Ely (ELY)	4	a	0816	0826	0830	0845		0849	0914	0919	0924	0943		0946	0952		1014	1018
Ely (ELY)	4	d	0818	0827	0831		0850	0853	0918		0927			0947	0955			1018
Waterbeach (WBC)		d	0827					0903	0927					0956				1027
Cambridge North (CMB)		d	0832	0839		0853	0908	0913	0932		0939		0953	1001	1011	1013		1032
Cambridge (CBG)		a	0837	0844		0859	0905	0912	0919	0937	0944		0959	1006	1011	1019		1037
Cambridge (CBG)		d	0844	0848		0903	0911	0914	0920	0944	0948		1003	1014		1020		1044
Whittlesford Parkway (WLF)		a		0855		0911			0929		0955		1011			1029		
Audley End (AUD)		a		0905		0919			0939		1005		1019			1039		
Stansted Airport (SSD)	←	a		0922		0941					1022							
Ipswich (IPS)		a		0927														
London Kings Cross (KGX)	↻ 15	a	0932				1002		1032					1102				1132
London Liverpool Street (LST)	↻ 15	a			1015			1045					1115			1145		

NOTES (see introductory pages for explanation of train operator codes and standard symbols)

- a Arrival time
- d Departure time
- A To Liverpool Lime Street, see table 054
- B From Nottingham, see table 054
- C From Birmingham New Street, see table 054
- D From Sheffield, see table 054

Peterborough, Norwich, Kings Lynn and Ely to Cambridge, Stansted Airport and London

Saturdays

Operator Train ID Days of operation/Notes 1st Class/Reservations/Bus	LE 1K67	LE 2L73	EM 1R68 A ◇	LE 2H25	XC 1L00 E □◇	GN 1T23 □	EM 1L06 F ◇	LE 2H27	GN 1T25 □	LE 2K71	EM 1R70 A ◇	LE 2H29	GN 1T27 □	EM 1L07 F ◇	LE 2H31	GN 1T29 □	LE 1K73	LE 2L75
Peterborough (PBO)	8	d			1016		1040							1141				1150
Whittlesea (WLE)		d	0950															1158
March (MCH)		d	1009		1032													1209
Manea (MNE)		d	1017															1217
Norwich (NRW)		d	0927		0954					1027	1056						1127	
Wymondham (WMD)		d	0939							1039							1139	
Spooner Row (SPN)		d																
Attleborough (ATL)		d	0946							1046							1146	
Eccles Road (ECS)		d																
Harling Road (HRD)		d																
Thetford (TTF)		d	1000		1022					1100	1124						1200	
Brandon (BND)		d	1008							1108							1208	
Lakenheath (LAK)		d								1113								
Shippea Hill (SPP)		d																
Kings Lynn (KLN)		d				1012			1042							1142		
Watlington (WTG)		d				1020			1049							1149		
Downham Market (DOW)		d				1029c			1056							1156		
Littleport (LTP)		d				1039			1106							1206		
Ely (ELY)	4	a	1025	1031	1046	1049	1052	1113	1116	1127	1146			1213	1216	1225	1230	
Ely (ELY)	4	d	1027	1031		1050	1053		1118	1127			1153		1218	1227	1232	
Waterbeach (WBC)		d				1103			1127				1203		1227			
Cambridge North (CMB)		d	1039		1053		1108	1113	1132	1139		1153	1208		1213	1232	1239	
Cambridge (CBG)		a	1044		1059	1105	1112	1119	1137	1145		1159	1212		1219	1237	1244	
Cambridge (CBG)		d	1048		1103	1111	1114	1120	1144	1148		1203	1214		1220	1244	1248	
Whittlesford Parkway (WLF)		a	1055		1111			1129		1155		1211			1229		1255	
Audley End (AUD)		a	1105		1119			1139		1205		1219			1239		1305	
Stansted Airport (SSD)	←	a	1122			1141				1222							1322	
Ipswich (IPS)		a		1127														1327
London Kings Cross (KGX)	↻	15	a			1205			1232				1302		1332			
London Liverpool Street (LST)	↻	15	a			1215		1245				1315		1345				

Operator Train ID Days of operation/Notes 1st Class/Reservations/Bus Catering facilities	EM 1R72 A ◇	LE 2H33	XC 1L36 C □◇ ⌘	GN 1T31 □	LE 2H35	GN 1T33 □	EM 1L08 B ◇	LE 1K77	EM 1R74 A ◇	LE 2H37	XC 1L38 C □◇ ⌘	GN 1T35 □	EM 1L09 F ◇	LE 2H39	GN 1T37 □	LE 1K79	LE 2L77	EM 1R76 A ◇
Peterborough (PBO)	8	d			1216		1244				1316		1339					1350
Whittlesea (WLE)		d																1358
March (MCH)		d			1232						1332							1409
Manea (MNE)		d																1417
Norwich (NRW)		d	1155					1229	1255							1327		1353
Wymondham (WMD)		d						1242								1339		
Spooner Row (SPN)		d																
Attleborough (ATL)		d						1249								1346		
Eccles Road (ECS)		d																
Harling Road (HRD)		d																
Thetford (TTF)		d	1223					1304	1323							1400		1422
Brandon (BND)		d						1312								1408		
Lakenheath (LAK)		d																
Shippea Hill (SPP)		d																
Kings Lynn (KLN)		d				1242									1342			
Watlington (WTG)		d				1249									1349			
Downham Market (DOW)		d				1256									1356			
Littleport (LTP)		d				1306									1406			
Ely (ELY)	4	a	1245		1249		1314	1317	1331	1345		1349		1412	1415	1425	1430	1445
Ely (ELY)	4	d			1250	1253	1318		1331		1350	1353			1418	1427	1431	
Waterbeach (WBC)		d			1303		1327					1403			1427			
Cambridge North (CMB)		d		1253	1308	1313	1332		1344		1353	1408		1413	1432	1439		
Cambridge (CBG)		a		1259	1305	1312	1319	1337	1349		1359	1408	1412	1419	1437	1444		
Cambridge (CBG)		d		1303	1311	1314	1320	1344	1350		1403		1414	1420	1444	1448		
Whittlesford Parkway (WLF)		a		1311			1329		1357		1411			1429		1455		
Audley End (AUD)		a		1319			1339		1406		1419			1439		1505		
Stansted Airport (SSD)	←	a			1341				1422							1522		
Ipswich (IPS)		a															1527	
London Kings Cross (KGX)	↻	15	a			1402		1432				1503			1532			
London Liverpool Street (LST)	↻	15	a		1415		1445			1515			1545					

NOTES (see introductory pages for explanation of train operator codes and standard symbols)

- a Arrival time
- d Departure time
- c Arrives 3 minutes earlier
- A To Liverpool Lime Street, see table 054
- B From Nottingham, see table 054
- C From Birmingham New Street, see table 054
- E From Gloucester, see table 054
- F From Liverpool Lime Street, see table 054

Peterborough, Norwich, Kings Lynn and Ely to Cambridge, Stansted Airport and London

Saturdays

Operator Train ID Days of operation/Notes 1st Class/Reservations/Bus Catering facilities	LE 2H41	XC 1L40 C 11◇ ♣	GN 1T39	EM 1L10 F ◇	LE 2H43	GN 1T41	LE 1K81	EM 1R78 A ◇	LE 2H45	XC 1L42 C 11◇ ♣	GN 1T43	LE 2H47	GN 1T45	EM 1L11 F ◇	LE 2K83	LE 2L79	EM 1R80 A ◇	LE 2H49
Peterborough (PBO)	8	d	1416		1441					1516				1546			1551	
Whittlesea (WLE)		d															1559	
March (MCH)		d	1432							1532							1610	
Manea (MNE)		d															1618	
Norwich (NRW)		d					1427	1455								1521		1552
Wymondham (WMD)		d					1439									1533		
Spooner Row (SPN)		d																
Attleborough (ATL)		d					1446									1540		1608
Eccles Road (ECS)		d														1545		
Harling Road (HRD)		d														1549		
Thetford (TTF)		d						1500	1523							1558		1622
Brandon (BND)		d						1508								1606		
Lakenheath (LAK)		d																
Shippea Hill (SPP)		d														1615		
Kings Lynn (KLN)		d					1442							1542				
Wattlington (WTG)		d					1449							1549				
Downham Market (DOW)		d					1456							1556				
Littleport (LTP)		d					1506							1606				
Ely (ELY)	4	a	1449		1514		1517	1528	1545		1549			1614	1619	1626	1631	1646
Ely (ELY)	4	d	1450	1453			1518	1528			1550	1553		1618		1627	1631	
Waterbeach (WBC)		d		1503			1527				1550	1603		1627				
Cambridge North (CMB)		d	1453		1508		1513	1532	1540		1553		1608	1613	1632			1653
Cambridge (CBG)		a	1459	1505	1512		1519	1537	1546		1559	1608	1612	1619	1637			1659
Cambridge (CBG)		d	1503	1511	1514		1520	1544	1548		1603		1614	1620	1644			1703
Whittlesford Parkway (WLF)		a	1511				1529		1555		1611			1629				1711
Audley End (AUD)		a	1519				1539		1605		1619			1639				1719
Stansted Airport (SSD)	←	a		1541					1622									1722
Ipswich (IPS)		a																1727
London Kings Cross (KGX)	← 15	a			1602			1632					1702		1732			
London Liverpool Street (LST)	← 15	a	1615				1645				1715			1745				1815

Operator Train ID Days of operation/Notes 1st Class/Reservations/Bus Catering facilities	XC 1L44 C 11◇ ♣	GN 1T47	LE 2H51	GN 1T49	LE 1K85	EM 1M82 G ◇	LE 2H53	GN 1T51	XC 1L46 C 11◇ ♣	LE 2H55	GN 1T53	EM 1L13 F ◇	LE 2K89	LE 2L81	EM 1R84 H ◇	LE 2H57	XC 1L48 C 11◇ ♣	GN 1T55	
Peterborough (PBO)	8	d	1616						1716			1745		1751				1816	
Whittlesea (WLE)		d							1724					1759					
March (MCH)		d	1632						1735					1810				1832	
Manea (MNE)		d							1742					1818					
Norwich (NRW)		d				1627	1654						1721			1750			
Wymondham (WMD)		d				1639	1706						1733			1802			
Spooner Row (SPN)		d											1737						
Attleborough (ATL)		d				1646							1742			1809			
Eccles Road (ECS)		d											1747						
Harling Road (HRD)		d											1751						
Thetford (TTF)		d				1700	1724						1800			1823			
Brandon (BND)		d				1708							1808						
Lakenheath (LAK)		d																	
Shippea Hill (SPP)		d																	
Kings Lynn (KLN)		d				1642						1742							
Wattlington (WTG)		d				1649						1749							
Downham Market (DOW)		d				1656						1756							
Littleport (LTP)		d				1706						1806							
Ely (ELY)	4	a	1649		1714	1726	1747		1755		1814	1819	1826	1831	1846			1849	
Ely (ELY)	4	d	1650	1653		1718	1727		1752	1759		1818		1827	1831			1850	1853
Waterbeach (WBC)		d		1703			1727		1802			1827						1903	
Cambridge North (CMB)		d		1708	1713	1732	1739		1753	1807		1813	1832		1839		1853	1908	
Cambridge (CBG)		a	1705	1712	1719	1737	1744		1759	1811	1815	1819	1837		1844		1859	1905	1912
Cambridge (CBG)		d	1711	1714	1720	1744	1748		1803	1814		1820	1844		1848		1903	1911	1914
Whittlesford Parkway (WLF)		a				1729	1755		1811			1829			1855			1911	
Audley End (AUD)		a				1739	1805		1819			1839			1905			1919	
Stansted Airport (SSD)	←	a	1741				1822								1922			1941	
Ipswich (IPS)		a														1927			
London Kings Cross (KGX)	← 15	a			1802				1902				1935						2002
London Liverpool Street (LST)	← 15	a			1845				1915				1945						2015

NOTES (see introductory pages for explanation of train operator codes and standard symbols)

- a Arrival time
- d Departure time
- A To Liverpool Lime Street, see table 054
- C From Birmingham New Street, see table 054
- F From Liverpool Lime Street, see table 054
- G To Manchester Piccadilly, see table 054
- H To Sheffield, see table 054

Peterborough, Norwich, Kings Lynn and Ely to Cambridge, Stansted Airport and London

Saturdays

Operator Train ID Days of operation/Notes 1st Class/Reservations/Bus	LE 2H59	GN 1T57	EM 1L14 F ◇	LE 1K91	LE 2H61	XC 1L50 C ◇	GN 1T59	EM 1L15 F ◇	LE 2H63	GN 1T61	LE 1K93	LE 2L83 J	LE 2H65	GN 1T63	XC 1L52 C ◇	GN 1T63	EM 1R88 K ◇	LE 2H67
Peterborough (PBO)			1845			1916		1941							2016			
Whittlesea (WLE)												1952						
March (MCH)			1902			1932						2000			2032			
Manea (MNE)												2011						
Norwich (NRW)				1827								1927					2013	
Wymondham (WMD)				1839								1939						
Spooner Row (SPN)																		
Attleborough (ATL)				1846								1946						
Eccles Road (ECS)																		
Harling Road (HRD)																		
Thetford (TTF)				1900								2000					2041	
Brandon (BND)				1908								2008						
Lakenheath (LAK)																		
Shippea Hill (SPP)																		
Kings Lynn (KLN)		1842									1942				2012			
Wattlington (WTG)		1849									1949				2019			
Downham Market (DOW)		1856									1956				2026			
Littleport (LTP)		1906									2006				2036			
Ely (ELY)	4 a	1914	1919	1926		1949		2014		2017	2026	2032		2045	2049		2103	
Ely (ELY)	4 d	1918		1927		1950	1953			2018	2027	2033		2047	2053			
Waterbeach (WBC)		1927					2003			2027				2057				
Cambridge North (CMB)	d	1913	1932	1939	1953		2008		2013	2032	2039		2053	2102				2113
Cambridge (CBG)	a	1919	1937	1944	1959	2005	2012		2019	2037	2044		2100	2106	2109	←		2119
Cambridge (CBG)	d	1920	1944	1948	2003		2014		2020	2044	2048		2103	2114	2111	2114		2120
Whittlesford Parkway (WLF)	a	1929		1955	2011				2029		2055		2111	←				2129
Audley End (AUD)	a	1939		2005	2019				2039		2105		2119					2139
Stansted Airport (SSD)	← a			2022							2122				2141			
Ipswich (IPS)	a											2127						
London Kings Cross (KGX)	← 15 a		2032				2102			2132							2202	
London Liverpool Street (LST)	← 15 a	2045			2115				2145				2215					2245

Operator Train ID Days of operation/Notes 1st Class/Reservations/Bus	GN 1T65	LE 2H69	GN 1T67	XC 1L54 C ◇	GN 1T67	LE 2H71	LE 1K95	EM 1L17 F ◇	GN 1T69	LE 2L85 J	LE 2H73	XC 1L56 C ◇	GN 1T71	GN 1T97	LE 1K97
Peterborough (PBO)				2116				2140		2147		2216			
Whittlesea (WLE)										2155					
March (MCH)				2132						2206		2232			
Manea (MNE)										2214					
Norwich (NRW)							2110								2240
Wymondham (WMD)							2122								2252
Spooner Row (SPN)															
Attleborough (ATL)							2129								2259
Eccles Road (ECS)															
Harling Road (HRD)															
Thetford (TTF)							2143								2313
Brandon (BND)							2151								2321
Lakenheath (LAK)															
Shippea Hill (SPP)															
Kings Lynn (KLN)	d	2042		2112						2142					2258
Wattlington (WTG)	d	2049		2119						2149					2306
Downham Market (DOW)	d	2056		2126						2156					2313
Littleport (LTP)	d	2106		2136						2206					2322
Ely (ELY)	4 a	2114		2145	2149		2207	2213	2216	2227		2249		2331	2337
Ely (ELY)	4 d	2118		2147	2153		2208		2218	2227		2250	2253	2331	2338
Waterbeach (WBC)	d	2127		2157					2227				2303	2341	
Cambridge North (CMB)	d	2132	2153	2202		2213	2220		2232		2243		2308	2346	2350
Cambridge (CBG)	a	2137	2159	2206	2209	←	2219	2225	2237		2249	2305	2312	2350	2355
Cambridge (CBG)	d	2144	2203	2214	2211	2214	2220		2244		2250		2314	2353	
Whittlesford Parkway (WLF)	a		2211	←			2229				2259				
Audley End (AUD)	a		2219				2239				2309				
Stansted Airport (SSD)	← a			2241											
Ipswich (IPS)	a									2321					
London Kings Cross (KGX)	← 15 a	2232			2302				2332				0007	0104	
London Liverpool Street (LST)	← 15 a		2315			2345					0015				

NOTES (see introductory pages for explanation of train operator codes and standard symbols)

- a Arrival time
- d Departure time
- C From Birmingham New Street, see table 054
- F From Liverpool Lime Street, see table 054
- J To Colchester, see table 006
- K To Nottingham, see table 054

Peterborough, Norwich, Kings Lynn and Ely to Cambridge, Stansted Airport and London

Sundays

Operator Train ID Days of operation/Notes 1st Class/Reservations/Bus	GN 1T15	LE 2H21	GN 1T19	LE 2K69	LE 2L73 A	EM 1R56 B ◇	EM 1L06 C ◇	LE 2H23	LE 2H25	GN 1T23	LE 1K71	EM 1R58 B ◇	LE 2H27	LE 2H29	GN 1T27	LE 2K73	LE 2L75	LE 2H31	
Peterborough (PBO)					0950		1019											1144	
Whittlesea (WLE)					0958													1152	
March (MCH)					1009		1036											1203	
Manea (MNE)					1017													1211	
Norwich (NRW)				0903		0955					1003	1056				1103			
Wymondham (WMD)				0915							1015					1115			
Spooner Row (SPN)																			
Attleborough (ATL)				0922							1022					1122			
Eccles Road (ECS)																			
Harling Road (HRD)																			
Thetford (TTF)				0936		1023					1036	1124				1136			
Brandon (BND)				0944							1044					1144			
Lakenheath (LAK)				0949												1149			
Shippea Hill (SPP)																			
Kings Lynn (KLN)	0825		0925							1025					1125				
Watlington (WTG)	0832		0932							1032					1132				
Downham Market (DOW)	0839		0940							1039					1139				
Littleport (LTP)	0848		0949							1048					1148				
Ely (ELY)	0856		0957	1003	1030	1045	1053			1056	1101	1146			1156	1203	1224		
Ely (ELY)	0857		0958	1003	1031					1057	1103				1157	1203	1227		
Waterbeach (WBC)	0906		1007							1106					1206				
Cambridge North (CMB)	0911	0942	1012	1016				1023	1042	1111	1115		1123	1142	1211	1216		1223	
Cambridge (CBG)	0916	0947	1017	1021				1028	1047	1116	1120		1128	1147	1216	1221		1228	
Cambridge (CBG)	0922	0950	1022	1025				1031	1050	1122	1125		1131	1150	1222	1225		1231	
Whittlesford Parkway (WLF)		0959		1033				1039	1059		1133		1139	1159		1233		1239	
Audley End (AUD)		1009		1042				1047	1109		1142		1147	1209		1242		1247	
Stansted Airport (SSD)				1101							1200					1300			
Ipswich (IPS)					1126													1324	
London Kings Cross (KGX)	1011		1111							1211					1311				
London Liverpool Street (LST)		1114						1143	1214				1243	1314					1343

Operator Train ID Days of operation/Notes 1st Class/Reservations/Bus Catering facilities	LE 2H33	GN 1T31	LE 1K77	EM 1L07 D ◇	LE 2H35	LE 2H37	XC 1L38 E ◇	GN 1T35	LE 1K79	EM 1L08 D ◇	LE 2L77	EM 1R64 B ◇	LE 2H39	LE 2H41	XC 1L40 E ◇	GN 1T39	LE 1K81	EM 1L09 D ◇	
Peterborough (PBO)				1252			1319			1343	1350				1419			1452	
Whittlesea (WLE)										1358									
March (MCH)							1335			1409					1435				
Manea (MNE)										1417									
Norwich (NRW)			1203						1303			1347						1403	
Wymondham (WMD)			1215						1315									1415	
Spooner Row (SPN)																			
Attleborough (ATL)			1222						1322									1422	
Eccles Road (ECS)																			
Harling Road (HRD)																			
Thetford (TTF)			1236						1336			1415						1436	
Brandon (BND)			1244						1344									1444	
Lakenheath (LAK)																			
Shippea Hill (SPP)																			
Kings Lynn (KLN)		1225						1325									1425		
Watlington (WTG)		1232						1332									1432		
Downham Market (DOW)		1239						1339									1439		
Littleport (LTP)		1248						1348									1448		
Ely (ELY)		1256	1300	1324			1352	1356	1400	1415	1430	1438			1452	1456	1500	1524	
Ely (ELY)		1257	1303				1353	1357	1403		1431				1453	1457	1503		
Waterbeach (WBC)		1306					1406								1506				
Cambridge North (CMB)	1242	1311	1315		1323	1342		1411	1415				1423	1442		1511	1515		
Cambridge (CBG)	1248	1316	1320		1328	1347	1408	1416	1420				1428	1447	1508	1516	1520		
Cambridge (CBG)	1250	1322	1325		1331	1350	1415	1422	1425				1431	1450	1515	1522	1525		
Whittlesford Parkway (WLF)	1259		1333		1339	1359			1433				1439	1459			1533		
Audley End (AUD)	1309		1342		1347	1409			1442				1447	1509			1542		
Stansted Airport (SSD)			1400				1445		1500						1545		1600		
Ipswich (IPS)											1526								
London Kings Cross (KGX)		1411						1511									1611		
London Liverpool Street (LST)	1414				1443	1514							1543	1614					

NOTES (see introductory pages for explanation of train operator codes and standard symbols)

- a Arrival time
- d Departure time
- A Runs until 10 September
- B To Liverpool Lime Street, see table 054
- C From Nottingham, see table 054
- D From Sheffield, see table 054
- E From Birmingham New Street, see table 054

Peterborough, Norwich, Kings Lynn and Ely to Cambridge, Stansted Airport and London

Sundays

Operator Train ID Days of operation/Notes 1st Class/Reservations/Bus Catering facilities		EM 1R68 B ◇	LE 2H43	LE 2H45	XC 1L42 E 1◇ ⚡	GN 1T43 1	LE 2K83	LE 2L79	EM 1L10 F ◇	LE 2H47	LE 2H49	XC 1L44 E 1◇ ⚡	GN 1T47 1	LE 1K85	EM 1L11 G ◇	EM 1M82 H ◇	LE 2H51	LE 2H53	XC 1L46 E 1◇	
Peterborough (PBO)	8 d				1519			1544	1557						1619					1719
Whittlesea (WLE)	d							1552												
March (MCH)	d				1535			1603							1635					1735
Manea (MNE)	d							1611												
Norwich (NRW)	d	1453					1503							1603		1654				
Wymondham (WMD)	d						1515							1615						
Spooner Row (SPN)	d																			
Attleborough (ATL)	d						1522							1622						
Eccles Road (ECS)	d																			
Harling Road (HRD)	d																			
Thetford (TTF)	d	1521					1536							1636		1722				
Brandon (BND)	d						1544							1644						
Lakenheath (LAK)	d						1549													
Shippea Hill (SPP)	d																			
Kings Lynn (KLN)	d						1525							1625						
Watlington (WTG)	d						1532							1632						
Downham Market (DOW)	d						1539							1639						
Littleport (LTP)	d						1548							1648						
Ely (ELY)	4 a	1544			1552	1556	1603	1624	1632				1652	1656	1700	1724	1744			1752
Ely (ELY)	4 d				1553	1557	1603	1627					1653	1657	1703					1753
Waterbeach (WBC)	d					1606								1706						
Cambridge North (CMB)	d		1523	1542		1611	1616			1623	1642		1711	1715			1723	1742		
Cambridge (CBG)	a		1528	1547	1608	1616	1621			1629	1647	1708	1716	1720			1728	1748	1808	
Cambridge (CBG)	d		1531	1550	1615	1622	1625			1631	1650	1715	1722	1725			1731	1750	1815	
Whittlesford Parkway (WLF)	a		1539	1559			1633			1639	1659			1733			1739	1759		
Audley End (AUD)	a		1547	1609			1642			1647	1709			1742			1747	1809		
Stansted Airport (SSD)	← a				1645		1700					1745		1800						1845
Ipswich (IPS)	a								1723											
London Kings Cross (KGX)	↻ 15 a					1711							1811							
London Liverpool Street (LST)	↻ 15 a		1643	1714						1743	1814							1843	1914	

Operator Train ID Days of operation/Notes 1st Class/Reservations/Bus		GN 1T51 1	LE 1K89	LE 2H55	LE 2L81 J	GN 1T53 1	LE 2L81 J	EM 1L12 G ◇	EM 1R74 K ◇	LE 2H57	XC 1L48 E 1◇	GN 1T55 1	LE 1K91	EM 1L13 G ◇	EM 1R76 K ◇	LE 2H59	LE 2H61	XC 1L50 E 1◇	GN 1T59 1	
Peterborough (PBO)	8 d				1741			1756						1819					1919	
Whittlesea (WLE)	d				1749															
March (MCH)	d				1800			1812											1935	
Manea (MNE)	d				1808															
Norwich (NRW)	d		1703						1754				1803		1855					
Wymondham (WMD)	d		1715										1815							
Spooner Row (SPN)	d																			
Attleborough (ATL)	d			1722									1822							
Eccles Road (ECS)	d																			
Harling Road (HRD)	d																			
Thetford (TTF)	d		1736					1822					1836		1923					
Brandon (BND)	d		1744										1844							
Lakenheath (LAK)	d																			
Shippea Hill (SPP)	d																			
Kings Lynn (KLN)	d	1725				1754							1825							1925
Watlington (WTG)	d	1732											1832							1932
Downham Market (DOW)	d	1739				1806							1839							1939
Littleport (LTP)	d	1748				1815							1848							1948
Ely (ELY)	4 a	1756	1800		1821	1824	←	1832	1844		1852	1856	1900	1923	1945				1952	1956
Ely (ELY)	4 d	1757	1803		1828	1825	→				1853	1857	1903						1953	1957
Waterbeach (WBC)	d	1806			→							1906								2006
Cambridge North (CMB)	d	1811	1815	1823		1838				1842		1911	1915			1923	1942			2011
Cambridge (CBG)	a	1816	1820	1828		1842				1847	1908	1916	1920			1928	1948	2008		2016
Cambridge (CBG)	d	1822	1825	1831		1844				1850	1915	1922	1925			1931	1950	2015		2022
Whittlesford Parkway (WLF)	a		1833	1839						1859			1933			1939	1959			
Audley End (AUD)	a		1842	1847						1909			1942			1947	2009			
Stansted Airport (SSD)	← a		1900								1945		2000							2045
Ipswich (IPS)	a						1924													
London Kings Cross (KGX)	↻ 15 a	1912				1936							2011							2111
London Liverpool Street (LST)	↻ 15 a			1943						2014						2043	2114			

NOTES (see introductory pages for explanation of train operator codes and standard symbols)

a	Arrival time	H	To Manchester Piccadilly, see table 054
d	Departure time	J	To Colchester, see table 006
B	To Liverpool Lime Street, see table 054	K	To Nottingham, see table 054
E	From Birmingham New Street, see table 054		
F	From Manchester Piccadilly, see table 054		
G	From Liverpool Lime Street, see table 054		

Peterborough, Norwich, Kings Lynn and Ely to Cambridge, Stansted Airport and London

Sundays

Operator Train ID Days of operation/Notes 1st Class/Reservations/Bus	LE 1K93	LE 2L83 J	EM 1L14 G ◇	LE 2H63	LE 2H65	XC 1L52 E 1◇	GN 1T63 1	LE 1K95	EM 1R78 K ◇	LE 2H67	LE 2H69 L	XC 1L54 E 1◇	GN 1T67 1	EM 1L16 G ◇	LE 2H73 M	XC 1L56 E 1◇	GN 2T69 1	LE 1K97
Peterborough (PBO)	d	1945	1957			2019						2119		2141		2217		
Whittlesea (WLE)	d	1953																
March (MCH)	d	2004				2035						2135				2233		
Manea (MNE)	d	2012																
Norwich (NRW)	d	1903						2003	2052									2208
Wymondham (WMD)	d	1915						2015										2220
Spooner Row (SPN)	d																	
Attleborough (ATL)	d	1922						2022										2227
Eccles Road (ECS)	d																	
Harling Road (HRD)	d																	
Thetford (TTF)	d	1936						2036	2120									2241
Brandon (BND)	d	1944						2044										2249
Lakenheath (LAK)	d																	
Shippea Hill (SPP)	d																	
Kings Lynn (KLN)	d						2025						2125					2225
Watlington (WTG)	d						2032						2132					2232
Downham Market (DOW)	d						2039						2139					2239
Littleport (LTP)	d						2048						2148					2248
Ely (ELY)	4 a	2000	2024	2032		2052	2056	2100	2143			2152	2157	2213		2250	2256	2305
Ely (ELY)	4 d	2003	2028			2053	2057	2103				2153	2157			2251	2257	2306
Waterbeach (WBC)	d						2106						2207					2306
Cambridge North (CMB)	d	2015			2023	2042	2111	2115		2123	2142		2212		2242		2311	2318
Cambridge (CBG)	a	2020			2028	2047	2108	2117	2120	2128	2148	2208	2216		2248	2306	2316	2324
Cambridge (CBG)	d	2025			2031	2050	2115	2122	2125	2131	2150	2215	2222		2250		2322	
Whittlesford Parkway (WLF)	a	2033			2039	2059			2133	2139	2159				2259			
Audley End (AUD)	a	2042			2047	2109			2142	2147	2209				2309			
Stansted Airport (SSD)	← a	2100				2145		2200				2245						
Ipswich (IPS)	a		2123															
London Kings Cross (KGX)	15 a						2211						2312				0050	
London Liverpool Street (LST)	15 a				2143	2214				2243								

NOTES (see introductory pages for explanation of train operator codes and standard symbols)

- a Arrival time
- d Departure time
- E From Birmingham New Street, see table 054
- G From Liverpool Lime Street, see table 054
- J To Colchester, see table 006
- K To Nottingham, see table 054
- L To Stratford, see table 014
- M To Bishops Stortford, see table 014