

Leamington Spa to Warwick and Stratford-upon-Avon

Mondays to Fridays

Operator Train ID Days of operation/Notes	CH 1R71 MX A	CH 1R98 MX A	LM 2K00 B	CH 1G01 C	LM 2J06 D	LM 2D00 E	LM 2S02 E	CH 2D02	LM 2J01 D	CH 1G05 F	LM 2K16 B	LM 2S06 G	CH 2D06	CH 1G88 F	CH 1R12 A	LM 2S12 G	LM 2D11 G	CH 1G89 F
London Marylebone (MYB) d										0604			0617	0710	0735			0811
Leamington Spa (LMS) d	0002	0025	0547	0625	0631			0654	0708	0725	0804		0808	0825	0906			0926
Warwick (WRW) d	0007	0029	0552	0630	0635			0659	0712	0729	0808		0814	0829	0911			0930
Warwick Parkway (WRP) d	0010a	0032a	0555	0633a	0638			0714	0733	0810			0832a	0914				0933a
Hatton (HTN) d			0559a		0642a			0707	0718a	0738a	0814a		0821		0919a			
Claverdon (CLV) d								0713					0826					
Bearley (BER) d													0831					
Wilmcote (WMC) d							0711	0720				0814	0835			0914		
Stratford Parkway (STY) d						0652	0714	0723				0817	0838			0917	0938	
Stratford-upon-Avon (SAV) a						0655	0720	0728				0823	0843			0921	0943	

Operator Train ID Days of operation/Notes	CH 2D15	CH 1R90 A	CH 2R18 A	LM 2S18 H	LM 2D16 H	LM 2S24 H	LM 2D22 H	CH 1R91 A	CH 2D23	CH 1G23 F	CH 1R92 A	CH 2R26 A	CH 1G27 F	LM 2S30 H	LM 2D28 H	LM 2S36 H	LM 2D34 H	CH 1R93 A
London Marylebone (MYB) d		0910						1010		1037	1110		1137					1210
Leamington Spa (LMS) d	0940	1026	1032					1126	1132	1200	1227	1232	1259					1326
Warwick (WRW) d	0945		1038						1137	1204		1238	1303					
Warwick Parkway (WRP) d		1032a						1131a		1207a	1232a		1307a					1332a
Hatton (HTN) d	0952		1043a						1144			1243a						
Claverdon (CLV) d	0957																	
Bearley (BER) d	1002								1152									
Wilmcote (WMC) d	1006			1014		1114			1156					1214		1314		
Stratford Parkway (STY) d	1009			1017	1038	1117	1139		1159					1217	1240	1317	1338	
Stratford-upon-Avon (SAV) a	1014			1023	1041	1123	1145		1204					1223	1246	1323	1341	

Operator Train ID Days of operation/Notes	CH 2D30	CH 1G31 F	CH 2R32 A	CH 1G35 F	LM 2S42 H	LM 2D40 H	LM 2S48 H	LM 2D46 H	CH 1R94 A	CH 2D38	CH 1G39 F	LM 2S54 H	LM 2D52 H	CH 1G95 F	CH 2R42 A	CH 2D43	CH 1G43 F	CH 1G46 F
London Marylebone (MYB) d		1234		1337					1410		1437			1510			1537	1615
Leamington Spa (LMS) d	1332	1358	1432	1458					1525	1532	1601			1625	1635		1659	1737
Warwick (WRW) d	1337	1402	1438	1502					1537	1605				1630	1640		1703	1742
Warwick Parkway (WRP) d		1405a		1505a					1530a		1608a			1633a			1706a	1745a
Hatton (HTN) d	1344		1443a							1544					1645a	1650		
Claverdon (CLV) d	1349									1549			1635x				1655	
Bearley (BER) d										1555			1640x				1700	
Wilmcote (WMC) d	1356				1414		1514			1559		1614	1644				1703	
Stratford Parkway (STY) d	1359				1417	1439	1517	1539		1602		1617	1647				1706	
Stratford-upon-Avon (SAV) a	1404				1423	1444	1523	1544		1608		1623	1650				1711	

Operator Train ID Days of operation/Notes	LM 2S60 H	LM 2D58 H	LM 2S68 H	CH 1K48 B	CH 2D49	CH 1R50 A	CH 1K52 B	LM 2D64 H	LM 2S74 H	CH 1G54 F	CH 2D55	CH 1G55 F	CH 1R58 A	CH 1R59 A	CH 1R96 A	LM 2S78 H	LM 2S82 H	LM 2S86 J
London Marylebone (MYB) d				1646		1714	1746			1815		1847	1915	1946	2010			
Leamington Spa (LMS) d				1805	1811	1828	1906			1927	1932	2009	2034	2105	2130			
Warwick (WRW) d					1816	1833				1932	1937	2013	2109					
Warwick Parkway (WRP) d				1810a	1837	1911a				1935a		2016a	2039a	2112	2135a			
Hatton (HTN) d					1827c	1842a					1946			2117a				
Claverdon (CLV) d		1733x			1833													
Bearley (BER) d		1739x			1839													
Wilmcote (WMC) d	1714	1743	1814		1844				1915		1957					2015	2115	2217
Stratford Parkway (STY) d	1717	1746	1817		1847			1855	1918		2000					2018	2118	2220
Stratford-upon-Avon (SAV) a	1723	1751	1823		1852			1859	1923		2006					2024	2123	2226

For the complete service between London and Leamington Spa see table 113

NOTES (see introductory pages for explanation of train operator codes and standard symbols)


- a Arrival time
- d Departure time
- x Stops on request
- c Arrives 4 minutes earlier

- A To Birmingham Moor Street, see table 073
- B To Kidderminster, see table 073
- C From Bicester North to Birmingham Snow Hill, see table 073
- D To Stourbridge Junction, see table 073
- E From Birmingham Snow Hill, see table 073
- F To Birmingham Snow Hill, see table 073
- G From Stourbridge Junction, see table 073
- H From Kidderminster, see table 073
- J From Worcester Foregate Street, see table 073

MX Not Mondays

Leamington Spa to Warwick and Stratford-upon-Avon

Mondays to Fridays

Operator Train ID Days of operation/Notes	CH	CH	CH	LM	CH	CH	CH
	1G63 F	2D64	1J65 D	2S90 J	1R97 A	1R71 A	1R98 A
London Marylebone (MYB)  d	2036		2110		2208	2233	2307
Leamington Spa (LMS) d	2157	2226	2231		2331	0002	0025
Warwick (WRW) d	2201	2231	2235			0007	0029
Warwick Parkway (WRP) d	2204a		2239		2337a	0010a	0032a
Hatton (HTN) d		2238	2244a				
Claverdon (CLV) d		2243					
Bearley (BER) d							
Wilmcote (WMC) d		2250		2315			
Stratford Parkway (STY) d		2253		2318			
Stratford-upon-Avon (SAV) a		2258		2323			

NOTES (see introductory pages for explanation of train operator codes and standard symbols)

a Arrival time

d Departure time

A To Birmingham Moor Street, see table 073


D To Stourbridge Junction, see table 073


F To Birmingham Snow Hill, see table 073


J From Worcester Foregate Street, see table 073


Leamington Spa to Warwick and Stratford-upon-Avon

Saturdays

Operator Train ID Days of operation/Notes	CH 1R71 A	CH 1R98 A	CH 2R00 B	LM 2B00 C	CH 2R02 D	LM 2K07 E	LM 2S02 F	LM 2S06 G	LM 2D05 F	CH 1R08 A	CH 2D09	CH 1R12 A	CH 1R16 A	LM 2S12 H	LM 2D11 F	LM 2S18 J	LM 2D16 J	LM 2S24 J
London Marylebone (MYB)  d										0700		0800	0900					
Leamington Spa (LMS)	d 0002	0025	0621	0628	0721	0758				0825	0840	0932	1031					
Warwick (WRW)	d 0007	0029	0625	0632	0725	0803				0829	0844	0936	1037					
Warwick Parkway (WRP)	d 0010a	0032a	0628a	0635	0729	0806				0832a		0940	1041a					
Hatton (HTN)	d			0639a	0734a	0810a					0852	0945a						
Claverdon (CLV)	d										0857				0931x		1030x	
Bearley (BER)	d										0902				0936x		1035x	
Wilmcote (WMC)	d						0714	0814			0906			0914		1014		1114
Stratford Parkway (STY)	d						0717	0817	0838		0909			0917	0941	1017	1040	1117
Stratford-upon-Avon (SAV)	a						0721	0823	0841		0914			0923	0944	1023	1043	1123

Operator Train ID Days of operation/Notes	LM 2D22 J	CH 1R20 A	CH 2D21	CH 1R24 A	LM 2S30 J	LM 2D28 J	LM 2S36 J	LM 2D34 J	CH 1R28 A	CH 2D29	CH 1R30 A	CH 1R32 A	LM 2S42 J	LM 2D40 J	LM 2S48 J	LM 2D46 J	CH 1R36 A	CH 2D37
London Marylebone (MYB)  d		1000		1100					1200		1237	1300					1400	
Leamington Spa (LMS)	d	1127	1132	1229c					1327	1332	1359	1431c					1527	1532
Warwick (WRW)	d	1131	1137	1234					1331	1337	1404	1437					1531	1537
Warwick Parkway (WRP)	d	1135		1237a					1335		1407a	1441a					1535	
Hatton (HTN)	d	1140a	1144						1340a	1344							1540a	1544
Claverdon (CLV)	d		1149							1349								1549
Bearley (BER)	d		1154							1354								1554
Wilmcote (WMC)	d		1158		1214		1314			1358			1414		1514			1558
Stratford Parkway (STY)	d 1138		1201		1217	1238	1317	1338		1401			1417	1438	1517	1538		1601
Stratford-upon-Avon (SAV)	a 1141		1208		1223	1241	1323	1341		1408			1423	1441	1523	1541		1608

Operator Train ID Days of operation/Notes	CH 1R40 A	LM 2S54 J	LM 2D52 J	LM 2S60 J	LM 2D58 J	CH 1R44 A	CH 2D45	CH 1K48 E	LM 2S66 J	LM 2D63 J	LM 2S74 J	CH 1R52 A	CH 2D53	CH 1R54 A	CH 1R56 A	CH 1K58 E	LM 2S78 J	LM 2S82 J
London Marylebone (MYB)  d	1500					1600		1700				1800		1837	1900	1937		
Leamington Spa (LMS)	d 1631					1727	1732	1825				1925	1932	2001	2025	2055		
Warwick (WRW)	d 1637					1731	1737	1830				1929	1937	2006	2030	2059		
Warwick Parkway (WRP)	d 1641a					1735		1834a				1932a		2010	2033a	2102a		
Hatton (HTN)	d					1740a	1744						1944	2015a				
Claverdon (CLV)	d		1631x		1731x		1749			1832x			1949					
Bearley (BER)	d		1636x		1736x		1754			1837x			1954					
Wilmcote (WMC)	d	1614		1714			1758		1814	1841	1914		1958				2014	2114
Stratford Parkway (STY)	d	1617	1641	1717	1741		1801		1817	1844	1917		2001				2017	2117
Stratford-upon-Avon (SAV)	a	1623	1644	1723	1744		1808		1821	1848	1923		2008				2023	2123

Operator Train ID Days of operation/Notes	CH 1R60 A	CH 2D61	CH 1R62 A	LM 2S86 J	CH 1R64 A	LM 2S90 K	CH 1R68 A
London Marylebone (MYB)  d	2000		2037		2100		2208
Leamington Spa (LMS)	d 2127	2132	2157		2231		2328
Warwick (WRW)	d 2131	2137	2202		2237		2332
Warwick Parkway (WRP)	d 2135		2205a		2241a		2336a
Hatton (HTN)	d 2140a	2144					
Claverdon (CLV)	d	2149					
Bearley (BER)	d	2154					
Wilmcote (WMC)	d	2158		2216		2314	
Stratford Parkway (STY)	d	2201		2219		2317	
Stratford-upon-Avon (SAV)	a	2208		2225		2326	


NOTES (see introductory pages for explanation of train operator codes and standard symbols)


- a Arrival time
d Departure time
x Stops on request
c Arrives 3 minutes earlier

- A To Birmingham Moor Street, see table 073
B From Banbury to Birmingham Moor Street, see table 073
C To Birmingham Snow Hill, see table 073
D From High Wycombe to Birmingham Moor Street, see table 073
E To Kidderminster, see table 073
F From Birmingham Snow Hill, see table 073
G From Worcester Shrub Hill, see table 073
H From Worcester Foregate Street, see table 073
J From Kidderminster, see table 073
K From Stourbridge Junction, see table 073

Leamington Spa to Warwick and Stratford-upon-Avon

Sundays

Operator Train ID Days of operation/Notes	CH 1R12 A	LM 2S98 B	LM 2S02 B	CH 1R16 A	CH 2D17	CH 1R20 A	CH 1R24 A	LM 2S04 C	LM 2S06 D	LM 2S08 C	CH 1R28 A	CH 2D29	CH 1R30 A	CH 1R32 A	LM 2S10 C	LM 2S12 C	CH 1R36 A	CH 2D37
London Marylebone (MYB)  d	0800			0900		1000	1100				1200		1237	1300			1400	
Leamington Spa (LMS)	d 0928			1031	1044	1127	1231				1327	1340	1357	1431			1527	1540
Warwick (WRW)	d 0933			1037	1049	1131	1237				1331	1345	1401	1437			1531	1545
Warwick Parkway (WRP)	d 0938			1041a		1135	1241a				1335		1404a	1441a			1535	
Hatton (HTN)	d 0943a				1057	1140a					1340a	1353					1540a	1553
Claverdon (CLV)	d																	
Bearley (BER)	d																	
Wilmcote (WMC)	d		1011		1107			1111	1211	1311			1403		1411	1512		1603
Stratford Parkway (STY)	d	0908	1014		1110			1114	1214	1314			1406		1414	1515		1606
Stratford-upon-Avon (SAV)	a	0911	1017		1115			1121	1217	1317			1411		1417	1518		1611

Operator Train ID Days of operation/Notes	CH 1R40 A	LM 2S14 C	LM 2S16 C	CH 1R44 A	CH 2D45	CH 1K48 E	LM 2S18 C	LM 2S20 C	CH 1R52 A	CH 2D53	CH 1R54 A	CH 1R56 A	CH 1K58 E	CH 1R60 A	CH 1R64 A	CH 1R68 A
London Marylebone (MYB)  d	1500			1600		1700			1800		1837	1900	1937	2000	2100	2208
Leamington Spa (LMS)	d 1631			1727	1740	1827			1927	1940	1958	2028	2058	2132	2225	2328
Warwick (WRW)	d 1637			1731	1745	1832			1931	1945	2003	2034	2103	2136	2231	2333
Warwick Parkway (WRP)	d 1641a			1735		1836a			1935		2006a	2038a	2106a	2140	2235a	2336a
Hatton (HTN)	d			1740a	1753				1940a	1953				2145a		
Claverdon (CLV)	d															
Bearley (BER)	d															
Wilmcote (WMC)	d	1611	1711		1803		1811	1909		2003						
Stratford Parkway (STY)	d	1614	1714		1806		1814	1912		2006						
Stratford-upon-Avon (SAV)	a	1617	1717		1811		1817	1915		2011						


NOTES (see introductory pages for explanation of train operator codes and standard symbols)


- a Arrival time
d Departure time


- A To Birmingham Moor Street, see table 073
B From Birmingham Snow Hill, see table 073
C From Worcester Foregate Street, see table 073
D From Worcester Shrub Hill, see table 073
E To Kidderminster, see table 073


Stratford-upon-Avon and Warwick to Leamington Spa

Mondays to Fridays

Operator Train ID Days of operation/Notes	LM	CH	CH	CH	CH	CH	CH	LM	LM	LM	LM	CH	CH	CH	LM	CH	CH	
	2H87 MX A	2U90 MX B	1H04 C	1H07 C	1H10 C	2L13	1H14 C	2B03 D	2K08 E	2K12 E	2H04 A	1H17 A	2L21	2H22 F	1H22 A	2K19 E	1H25 F	1H27 G
Stratford-upon-Avon (SAV)	d					0606		0623	0700	0723			0733			0826		
Stratford Parkway (STY)	d					0610		0626	0703a	0727			0736			0830		
Wilmcote (WMC)	d					0614		0629a		0730a			0739			0833a		
Bearley (BER)	d																	
Claverdon (CLV)	d					0621							0746					
Hatton (HTN)	d		0005			0632c					0730		0751a	0756				
Warwick Parkway (WRP)	d		0010	0535	0605	0634		0654				0734	0740		0813		0848	0919
Warwick (WRW)	d	0002	0013		0608			0640	0658			0737		0803	0816		0852	
Leamington Spa (LMS)	a	0008	0017	0541	0612	0640	0647	0703				0743	0747	0807	0821		0857	0924
London Marylebone (MYB) 	a			0703	0736	0803		0836					0910	0957	0947		1022	1042

Operator Train ID Days of operation/Notes	CH	CH	LM	CH	LM	CH	LM	CH	CH	CH	LM	LM	CH	CH	LM	CH	LM	CH	
	2L27	1H28 F	2K25 E	2L29 C	2W72 E	1H30 C	2K31 E	1H32 F	2L32	1H33 C	2W74 E	2K37 E	1H35 C	2L40 C	2W76 E	1H41 C	2K43 E	2L44	
Stratford-upon-Avon (SAV)	d	0858		0926		1001		1026		1034		1103	1126			1203		1226	1234
Stratford Parkway (STY)	d	0902		0929		1005		1029		1038		1106	1129			1206a		1229	1238
Wilmcote (WMC)	d	0905		0932a		1008a		1032a		1041			1132a					1232a	1241
Bearley (BER)	d	0909								1044		1111x							
Claverdon (CLV)	d	0914								1049		1116a							
Hatton (HTN)	d	0920			0950				1054						1146				1252
Warwick Parkway (WRP)	d		0940			1016		1039		1117			1139			1215			
Warwick (WRW)	d		0943		0955			1043	1101				1142	1152		1218			1259
Leamington Spa (LMS)	a	0931	0947		1003		1022	1048	1107	1122			1146	1200		1222			1305
London Marylebone (MYB) 	a		1112			1145		1210		1245			1311			1405			

Operator Train ID Days of operation/Notes	CH	LM	LM	CH	CH	LM	CH	LM	CH	CH	CH	LM	LM	CH	CH	LM	CH	CH
	1H45 C	2W78 E	2K49 E	1H47 F	2L47 C	2W80 E	1H48 C	2K55 E	1H51 F	2L52	1H53 C	2W82 E	2K61 E	1H56 F	2L61 C	2W84 E	2L63	1H64 F
Stratford-upon-Avon (SAV)	d		1303	1326		1403		1426		1434		1503	1526			1603	1618	
Stratford Parkway (STY)	d		1306a	1329		1406a		1429		1438		1506a	1529			1606a		
Wilmcote (WMC)	d			1332a				1432a		1441			1532a					
Bearley (BER)	d									1445								
Claverdon (CLV)	d									1450								
Hatton (HTN)	d				1346					1455					1548		1632a	1637
Warwick Parkway (WRP)	d	1316			1340		1415		1439		1516			1541				1642
Warwick (WRW)	d				1343	1352			1442	1502			1544	1554				1645
Leamington Spa (LMS)	a	1322			1348	1358		1421	1446	1508	1521		1548	1602				1649
London Marylebone (MYB) 	a	1453			1511			1545	1611		1643			1715				1820

Operator Train ID Days of operation/Notes	LM	LM	CH	LM	CH	CH	CH	CH	LM	LM	LM	CH	LM	CH	CH	LM	LM	CH
	2K67 E	2W48 E	1H66 F	2K62 E	1H68 F	2L70 C	1U71 H	1H72 F	2W71 E	2K69 E	2W86 J	1H75 F	2H28 K	2L77	1H78 C	2K73 E	2K77 E	1H80 F
Stratford-upon-Avon (SAV)	d	1626	1703		1726			1739		1803	1827	1903			1912		1927	2027
Stratford Parkway (STY)	d	1629	1706a		1729			1743		1807	1830	1906a			1916		1930	2030
Wilmcote (WMC)	d	1632a			1732a			1746			1833a			1920		1933a	2033a	
Bearley (BER)	d							1749		1811x				1924				
Claverdon (CLV)	d							1754		1816a				1929				
Hatton (HTN)	d					1746	1759	1819						1918	1935	1944		
Warwick Parkway (WRP)	d			1714		1736		1824					1907	1922	1949			2043
Warwick (WRW)	d			1717		1739	1752	1806	1827					1925	1943a	1953		2046
Leamington Spa (LMS)	a			1721		1743	1759	1810	1831				1912	1929	1957			2054
London Marylebone (MYB) 	a			1841		1914			2008				2037		2138			2217

NOTES (see introductory pages for explanation of train operator codes and standard symbols)


- a Arrival time
d Departure time
x Stops on request
c Arrives 5 minutes earlier

- A From Stourbridge Junction, see table 073
B From Birmingham Snow Hill to Banbury, see table 113
C From Birmingham Moor Street, see table 073
D To Birmingham Moor Street, see table 073
E To Kidderminster, see table 073
F From Birmingham Snow Hill, see table 073
G From Kidderminster, see table 073
H To Banbury, see table 113
J To Worcester Foregate Street, see table 073
K From Worcester Foregate Street, see table 073

MX Not Mondays

Stratford-upon-Avon and Warwick to Leamington Spa

Mondays to Fridays

Operator Train ID Days of operation/Notes	LM	CH	CH	LM	CH	CH	LM	LM	CH
	2J81 L	1H84 F	1H86	2B24 M	2U88 N	2U89 H	2W88 M	2H87 A	2U90 B
Stratford-upon-Avon (SAV) d	2127		2135	2230		2314	2330		
Stratford Parkway (STY) d	2130		2139	2233			2333a		
Wilmcote (WMC) d	2133a		2142	2236a					
Bearley (BER) d									
Claverdon (CLV) d			2149						
Hatton (HTN) d		2141	2155		2246			2356	0005
Warwick Parkway (WRP) d		2146	2202		2251			2359	0010
Warwick (WRW) d		2149	2206		2254	2333		0002	0013
Leamington Spa (LMS) a		2154	2211		2258	2337		0008	0017
London Marylebone (MYB)  a		2317	2358						

NOTES (see introductory pages for explanation of train operator codes and standard symbols)

a Arrival time

d Departure time

A From Stourbridge Junction, see table 073

B From Birmingham Snow Hill to Banbury, see table 113

F From Birmingham Snow Hill, see table 073

H To Banbury, see table 113


L To Stourbridge Junction, see table 073


M To Birmingham Snow Hill, see table 073


N From Birmingham Moor Street to Banbury, see table 113


Stratford-upon-Avon and Warwick to Leamington Spa

Saturdays

Operator Train ID Days of operation/Notes	LM 2H87 A	CH 2U90 B	CH 1H07 C	LM 2V02 D	CH 1H09 C	LM 2K13 E	CH 1H11 F	CH 1H13 F	CH 2L14	CH 1H15 C	LM 2K19 E	LM 2W70 E	CH 1H17 C	LM 2K25 E	CH 1H19 C	LM 2W72 E	CH 1H21 C	LM 2K31 E
Stratford-upon-Avon (SAV)	d			0700		0726			0753		0826	0903		0926		1003		1026
Stratford Parkway (STY)	d			0704		0729			0757		0829	0906a		0929		1006		1029
Wilmcote (WMC)	d			0707a		0732a			0800		0832a			0932a				1032a
Bearley (BER)	d								0804							1011x		
Claverdon (CLV)	d								0809							1016a		
Hatton (HTN)	d		0005			0704			0815				0904					
Warwick Parkway (WRP)	d		0010	0639		0710		0740	0816		0838		0910		0938		1004	
Warwick (WRW)	d	0002	0013	0642		0714		0744		0823	0841		0914		0942		1008	
Leamington Spa (LMS)	a	0008	0017	0647		0719		0749	0822	0829	0846		0919		0947		1012	
London Marylebone (MYB)  a			0812		0849		0912	0953		1012			1049		1112		1149	

Operator Train ID Days of operation/Notes	CH 2L24	CH 1H25 C	LM 2W74 E	LM 2K37 E	CH 1H27 C	LM 2W76 E	CH 1H29 C	LM 2K43 E	CH 2L32	CH 1H33 C	LM 2W78 E	LM 2K49 E	LM 2W80 E	CH 1H37 C	LM 2K55 E	CH 2L40	CH 1H41 C	LM 2W82 E	
Stratford-upon-Avon (SAV)	d	1034		1103	1126		1202		1226	1234		1302	1326	1403		1426	1434		1503
Stratford Parkway (STY)	d	1038		1106	1129		1205a		1229	1238		1305a	1329	1406a		1429	1438		1506a
Wilmcote (WMC)	d	1041			1132a				1232a	1241			1332a		1432a	1441			
Bearley (BER)	d	1044		1111x						1244						1444			
Claverdon (CLV)	d	1049		1116a						1249						1449			
Hatton (HTN)	d	1054	1104						1254	1304						1454	1504		
Warwick Parkway (WRP)	d		1110			1138		1204		1310				1404			1510		
Warwick (WRW)	d	1102	1114			1142		1208		1315				1408		1502	1514		
Leamington Spa (LMS)	a	1108	1119			1147		1212		1308	1319			1412		1508	1519		
London Marylebone (MYB)  a			1250			1312		1349		1450				1549			1650		

Operator Train ID Days of operation/Notes	LM 2K61 E	CH 1H43 C	LM 2W84 E	CH 1H45 C	LM 2K67 E	CH 2L48	CH 1H49 C	LM 2W86 E	LM 2K73 E	LM 2W71 E	CH 1H53 C	LM 2K79 E	CH 2L56	CH 1H57 C	LM 2W90 E	LM 2K85 E	LM 2J77 G	CH 1H63 C	
Stratford-upon-Avon (SAV)	d	1526		1603		1626	1634		1703	1726	1802		1826	1834		1908	1926	2026	
Stratford Parkway (STY)	d	1529		1606a		1629	1638		1706	1729	1806		1829	1838		1911a	1929	2029	
Wilmcote (WMC)	d	1532a				1632a	1641			1732a			1832a	1841		1932a	2032a		
Bearley (BER)	d						1644		1711x		1811x			1844					
Claverdon (CLV)	d						1649		1716a		1816a			1849					
Hatton (HTN)	d					1654	1704						1854	1904					
Warwick Parkway (WRP)	d		1539		1604		1710				1804			1910				2039	
Warwick (WRW)	d		1543		1608		1702	1715			1809		1902	1915				2042	
Leamington Spa (LMS)	a		1548		1612		1708	1719			1813		1908	1919				2047	
London Marylebone (MYB)  a			1712		1749		1849				1949			2050				2213	

Operator Train ID Days of operation/Notes	CH 2L68	LM 2J94 G	CH 2H69 C	CH 2U71 H	LM 2J97 G	CH 2U73 J	LM 2W88 K	LM 2H75 L	LM 2H28 SUM M
Stratford-upon-Avon (SAV)	d	2034	2126		2215	2231		2330	
Stratford Parkway (STY)	d	2038	2130		2235		2333a		
Wilmcote (WMC)	d	2041	2133a		2238a				
Bearley (BER)	d	2044							
Claverdon (CLV)	d	2049							
Hatton (HTN)	d	2054		2143		2250		2332	0012
Warwick Parkway (WRP)	d			2148		2255		2336	0015
Warwick (WRW)	d	2102		2151	2235	2258		2338	0018
Leamington Spa (LMS)	a	2108		2156	2240	2303		2345	0025
London Marylebone (MYB)  a				2354					


NOTES (see introductory pages for explanation of train operator codes and standard symbols)


a Arrival time
d Departure time
x Stops on request
SUM Sunday mornings

A From Stourbridge Junction, see table 073
B From Birmingham Snow Hill to Banbury, see table 113
C From Birmingham Moor Street, see table 073
D To Worcester Foregate Street, see table 073
E To Kidderminster, see table 073
F From Kidderminster, see table 073
G To Stourbridge Junction, see table 073
H To Banbury, see table 113
J From Birmingham Moor Street to Banbury, see table 113
K To Birmingham Snow Hill, see table 073
L From Worcester Foregate Street, see table 073
M From Worcester Shrub Hill, see table 073

Stratford-upon-Avon and Warwick to Leamington Spa

Sundays

Operator Train ID Days of operation/Notes	LM	CH	CH	LM	CH	CH	CH	LM	CH	LM	CH	CH	LM	CH	CH	LM	CH	LM
	2H28 A	1H15 B	1H17 B	2V02 C	1H19 B	2L20	1H21 B	2V04 C	1H25 D	2V06 C	1H27 D	1H29 B	2V08 C	2L32	1H33 B	2V10 C	1H37 B	2V12 C
Stratford-upon-Avon (SAV) d				0927		0936		1027		1126			1226	1236		1327		1427
Stratford Parkway (STY) d				0931		0940		1031		1130			1230	1240		1331		1431
Wilmcote (WMC) d				0934a		0943		1034a		1133a			1233a	1243		1334a		1434a
Bearley (BER) d																		
Claverdon (CLV) d																		
Hatton (HTN) d	0012		0910			0954	1003							1254	1304			
Warwick Parkway (WRP) d	0015	0852	0915		0938		1009		1104		1137	1204			1310		1404	
Warwick (WRW) d	0018	0855	0918		0941	1001	1015		1109		1141	1209		1301	1315		1409	
Leamington Spa (LMS) a	0025	0900	0923		0946	1008	1019		1113		1145	1213		1308	1319		1413	
London Marylebone (MYB)  a		1017	1053		1112		1148		1247		1312	1350			1449		1549	

Operator Train ID Days of operation/Notes	CH	CH	LM	CH	CH	LM	CH	CH	LM	CH	LM	CH	CH	LM	CH	CH	CH
	2L40	1H41 B	2V16 C	1H43 B	1H45 B	2V18 C	2L48	1H49 B	2V20 E	1H53 B	2V22 E	2L56	1H57 B	2V28 C	1H63 B	2U69 F	2H69 B
Stratford-upon-Avon (SAV) d	1436		1527			1627	1636		1727		1827	1836		1927		2036	
Stratford Parkway (STY) d	1440		1531			1631	1640		1731		1831	1840		1931		2040	
Wilmcote (WMC) d	1443		1534a			1634a	1643		1734a		1834a	1843		1934		2043	
Bearley (BER) d																	
Claverdon (CLV) d																	
Hatton (HTN) d	1454	1504					1654	1704				1854	1904			2054	2141
Warwick Parkway (WRP) d		1510		1537	1604			1710		1804			1910		2043		2146
Warwick (WRW) d	1501	1515		1541	1609		1701	1715		1809		1901	1915		2046	2101	2149
Leamington Spa (LMS) a	1508	1519		1545	1613		1708	1719		1813		1908	1919		2050	2107	2154
London Marylebone (MYB)  a		1649		1717	1749			1850		1949			2049		2213		2354

NOTES (see introductory pages for explanation of train operator codes and standard symbols)

- a Arrival time
d Departure time

- A From Worcester Shrub Hill, see table 073
B From Birmingham Moor Street, see table 073
C To Worcester Foregate Street, see table 073
D From Kidderminster, see table 073
E To Worcester Shrub Hill, see table 073
F To Banbury, see table 113