

Leeds and Sheffield to Worksop, Retford, Gainsborough, Lincoln, Grimsby and Cleethorpes

Mondays to Fridays

Operator	Train ID	NT 2P01	NT 2P05	NT 1L31	NT 1L31	NT 2L90	NT 1L33	NT 2P13	NT 1L37	EM 2K07	NT 1L41	NT 1L45	NT 1L49	EM 2K13	NT 1L53	NT 1L57	EM 2K17	NT 1L61	NT 1L65
Days of operation/Notes				MO	MX					A				A			A		
Leeds (LDS)	10 d						0638		0738		0837	0938	1038		1139	1238		1338	1436
Wakefield Kirkgate (WKK)	4 d						0655		0756		0855	0956	1056		1156	1255		1356	1456
Huddersfield (HUD)	d																		
Barnsley (BNY)	d					0620	0712		0812		0911	1013	1112		1212	1312		1412	1512
Meadowhall (MHS)	d					0641	0726		0828		0927	1028	1128		1227	1327		1428	1527
Sheffield (SHF)	7 d	0545	0610	0635	0635	0658	0737	0755	0838		0937	1038	1138		1237	1339		1437	1537
Darnall (DAN)	d	0550		0641	0641	0704		0801	0844		0943	1044	1144		1243	1345		1443	1543
Woodhouse (WDH)	d	0555		0647	0647	0709		0807	0850		0949	1050	1149		1248	1350		1448	1548
Kiveton Bridge (KIV)	d	0602		0653	0654	0716		0813	0857		0956	1057	1156		1254	1356		1454	1554
Kiveton Park (KVP)	d	0605	0625	0657	0657	0719		0817	0900		0959	1100	1200		1257	1359		1457	1557
Shireoaks (SRO)	d	0610		0702	0702	0724		0822	0906		1005	1106	1205		1302	1404		1502	1602
Worksop (WRK)	d	0615	0633	0707	0707	0729	0759	0827	0911		1010	1111	1211		1306	1408		1506	1606
Retford (RET)	10 a	0624	0646	0716	0717	0739	0808	0836	0920		1019	1121	1221		1316	1418		1516	1616
Retford (RET)	10 d	0625		0717	0717	0739	0809	0837	0921		1020	1121	1222		1316	1418		1516	1616
Gainsborough Lea Road (GBL)	d	0640		0732	0732	0824		0937	1011	1035	1137	1237	1314	1331	1433	1519	1531	1631	
Saxilby (SXY)	d	0652		0743	0744	0836		0949	1022	1047	1149	1249	1325	1342	1444	1531	1542	1642	
Lincoln (LCN)	a	0703		0755	0755	0846		1001	1033	1058	1202	1300	1336	1354	1456	1541	1554	1654	
Gainsborough Central (GNB)	d					0755a		0852a											
Kirton Lindsey (KTL)	d																		
Brigg (BGG)	d																		
Barnetby (BTB)	d																		
Habrough (HAB)	d																		
Grimsby Town (GMB)	a																		
Cleethorpes (CLE)	a																		

Operator	Train ID	NT 1L69	NT 2P31	NT 1L73	EM 2K25	NT 2P33	NT 1L77	NT 1L81	EM 2K27	NT 2P37	NT 1L89	NT 2P39
Days of operation/Notes					A				A			
Leeds (LDS)	10 d	1538		1638			1738	1838				
Wakefield Kirkgate (WKK)	4 d	1556		1655			1756	1858				
Huddersfield (HUD)	d											
Barnsley (BNY)	d	1612		1711			1812	1914				
Meadowhall (MHS)	d	1628		1727			1828	1929				
Sheffield (SHF)	7 d	1638	1654	1737		1754	1838	1939		2053	2143	2243
Darnall (DAN)	d	1644	1659	1743		1759	1846	1944		2058	2148	2249
Woodhouse (WDH)	d	1649	1705	1748		1805	1851	1949		2103	2154	2254
Kiveton Bridge (KIV)	d	1656	1711	1755		1811	1858	1956		2110	2200	2300
Kiveton Park (KVP)	d	1659	1715	1758		1815	1901	1959		2113	2204	2303
Shireoaks (SRO)	d	1704	1720	1804		1820	1908	2004		2118	2209	2308
Worksop (WRK)	d	1709	1725	1809		1825	1914	2009		2123	2214	2314a
Retford (RET)	10 a	1719	1734	1818		1834	1923	2018		2132	2227	
Retford (RET)	10 d	1719	1735	1819		1835	1924	2019		2133		
Gainsborough Lea Road (GBL)	d	1734		1834	1911		1939	2034	2113	2148		
Saxilby (SXY)	d	1746		1846	1923		1951	2045	2125	2159		
Lincoln (LCN)	a	1758		1857	1934		2005	2057	2136	2211		
Gainsborough Central (GNB)	d		1750a			1850a						
Kirton Lindsey (KTL)	d											
Brigg (BGG)	d											
Barnetby (BTB)	d											
Habrough (HAB)	d											
Grimsby Town (GMB)	a											
Cleethorpes (CLE)	a											

For the complete service between Leeds, Barnsley and Sheffield see table 027
 For the complete service between Sheffield and Cleethorpes see table 021
 For the complete service between Barnetby and Cleethorpes see table 025

NOTES (see introductory pages for explanation of train operator codes and standard symbols)

- a Arrival time
- d Departure time
- A From Doncaster to Peterborough, see table 059
- MO Mondays only
- MX Not Mondays

Leeds and Sheffield to Worksop, Retford, Gainsborough, Lincoln, Grimsby and Cleethorpes

Saturdays

Operator	Train ID	NT 2P01	NT 2P05	NT 1L31	NT 2L90	NT 1L33	NT 2H03	NT 1L37	EM 2K09 A	NT 1L41	NT 1L45	EM 2K13 B	NT 1L49	NT 2H05	NT 1L53	NT 1L57	EM 2K17 B	NT 1L61	NT 1L65	
Days of operation/Notes																				
Leeds (LDS)	10 d					0638		0738		0837	0938		1038		1139	1238		1338	1436	
Wakefield Kirkgate (WKK)	4 d					0655		0756		0855	0956		1056		1156	1255		1356	1456	
Huddersfield (HUD)	d																			
Barnsley (BNY)	d				0620	0712		0812		0911	1013		1112		1212	1312		1412	1512	
Meadowhall (MHS)	d				0641	0726		0828		0927	1028		1128		1227	1327		1428	1527	
Sheffield (SHF)	7 d	0545	0613	0635	0658	0737	0753	0838		0937	1038		1138	1154	1237	1339		1437	1537	
Darnall (DAN)	d	0550		0641	0704		0758	0844		0943	1044		1144	1159	1243	1345		1443	1543	
Woodhouse (WDH)	d	0555		0647	0709		0804	0850		0949	1050		1149	1205	1248	1350		1448	1548	
Kiveton Bridge (KIV)	d	0602		0654	0716		0810	0857		0956	1057		1156	1211	1254	1356		1454	1554	
Kiveton Park (KVP)	d	0605	0628	0657	0719		0814	0900		0959	1100		1200	1215	1257	1359		1457	1557	
Shireoaks (SRO)	d	0610		0702	0724		0819	0906		1005	1106		1205	1220	1302	1404		1502	1602	
Worksop (WRK)	d	0615	0636	0707	0729	0759	0824	0911		1010	1111		1211	1225	1306	1408		1506	1606	
Retford (RET)	10 a	0624	0649	0717	0739	0808	0833	0920		1019	1121		1221	1234	1316	1418		1516	1616	
Retford (RET)	10 d	0625		0717	0739	0809	0834	0921		1020	1121		1222	1239	1316	1418		1516	1616	
Gainsborough Lea Road (GBL)	d	0640		0731		0824		0937	1009	1035	1137	1210	1237		1331	1433	1439	1531	1631	
Saxilby (SXY)	d	0652		0743		0836		0949	1021	1047	1149	1221	1249		1342	1444	1450	1542	1642	
Lincoln (LCN)	a	0703		0753		0846		1001	1031	1058	1202	1233	1300		1354	1456	1501	1554	1654	
Gainsborough Central (GNB)	d				0755a		0851								1305c					
Kirton Lindsey (KTL)	d						0903								1318					
Brigg (BGG)	d						0912								1327					
Barnetby (BTB)	d						0924								1338					
Habrough (HAB)	d						0934								1346					
Grimsby Town (GMB)	a						0947								1359					
Cleethorpes (CLE)	a						0957								1409					

Operator	Train ID	EM 2K21 B	NT 2H06	NT 1L69	NT 2P31	NT 1L73	NT 2P33	NT 1L77	NT 1L81	EM 2K27 C	NT 2P37	NT 1L89	NT 2P39
Days of operation/Notes													
Leeds (LDS)	10 d			1538		1638		1738	1838				
Wakefield Kirkgate (WKK)	4 d			1556		1655		1756	1858				
Huddersfield (HUD)	d												
Barnsley (BNY)	d			1612		1711		1812	1914				
Meadowhall (MHS)	d			1628		1727		1828	1929				
Sheffield (SHF)	7 d		1554	1638	1654	1737	1754	1838	1939		2053	2143	2243
Darnall (DAN)	d		1600	1644	1659	1743	1759	1846	1944		2058	2148	2249
Woodhouse (WDH)	d		1605	1649	1705	1748	1805	1851	1949		2103	2154	2254
Kiveton Bridge (KIV)	d		1612	1656	1711	1755	1811	1858	1956		2110	2200	2300
Kiveton Park (KVP)	d		1615	1659	1715	1758	1815	1901	1959		2113	2204	2303
Shireoaks (SRO)	d		1620	1704	1720	1804	1820	1908	2004		2118	2209	2308
Worksop (WRK)	d		1625	1709	1725	1809	1825	1914	2009		2124	2214	2314a
Retford (RET)	10 a		1635	1719	1734	1818	1834	1923	2018		2133	2227	
Retford (RET)	10 d		1635	1719	1735	1819	1835	1924	2019		2134		
Gainsborough Lea Road (GBL)	d	1639		1734		1834		1939	2034	2110	2149		
Saxilby (SXY)	d	1651		1746		1846		1951	2045	2121	2200		
Lincoln (LCN)	a	1701		1758		1857		2005	2057	2133	2212		
Gainsborough Central (GNB)	d		1651		1750a		1850a						
Kirton Lindsey (KTL)	d		1704										
Brigg (BGG)	d		1713										
Barnetby (BTB)	d		1723										
Habrough (HAB)	d		1734										
Grimsby Town (GMB)	a		1747										
Cleethorpes (CLE)	a		1757										







NOTES (see introductory pages for explanation of train operator codes and standard symbols)

- a Arrival time
d Departure time
c Arrives 10 minutes earlier

- A From Doncaster, see table 059
B From Doncaster to Peterborough, see table 059
C From Doncaster to Sleaford, see table 059

Leeds and Sheffield to Worksop, Retford, Gainsborough, Lincoln, Grimsby and Cleethorpes

Sundays

Operator	Train ID	NT 2P10	NT 2P08	NT 2P12	NT 2P14	NT 2P16	NT 2P20	NT 2P18	NT 2P22	NT 2P24	NT 2P26	NT 2P27	NT 2P32	NT 2P28	NT 2P30	NT 2P34
Leeds (LDS)	 d															
Wakefield Kirkgate (WKK)	 d															
Huddersfield (HUD)	d					1119		1215	1319	1415	1515	1615				
Barnsley (BNY)	d					1207		1303	1407	1503	1603	1703				
Meadowhall (MHS)	 d					1228		1319	1428	1521	1626	1721				
Sheffield (SHF)	 d	0845	0941	1041	1141	1241	1314	1336	1441	1542	1637	1738	1842	1934	2020	2123
Darnall (DAN)	d		0946		1146		1319				1643		1847		2026	2129
Woodhouse (WDH)	d		0952		1152		1325				1648		1853		2031	2134
Kiveton Bridge (KIV)	d		0958	1054	1158	1255	1331	1351	1455	1555	1655	1752	1859	1947	2037	2141
Kiveton Park (KVP)	d		1002	1057	1202	1258	1335	1356	1458	1559	1658	1755	1903	1951	2041	2144
Shireoaks (SRO)	d		1007		1207	1303	1340				1703		1908		2046	2149
Worksop (WRK)	d	0906	1012	1105	1212	1309	1345	1405	1507	1608	1709	1804	1914	2000	2051	2154
Retford (RET)	 a	0916	1021	1115	1222	1318	1356	1415	1517	1617	1718	1814	1923	2009	2100	2204
Retford (RET)	 d	0916	1022	1115	1222	1319		1415	1517	1618	1719	1814	1924	2010	2100	2204
Gainsborough Lea Road (GBL)	d	0931	1037	1130	1237	1334		1430	1532	1633	1734	1829	1939	2025	2115	2219
Saxilby (SXY)	d	0943	1049	1142	1249	1345		1442	1544	1644	1745	1841	1950	2036	2127	2231
Lincoln (LCN)	a	0954	1100	1154	1300	1357		1453	1555	1656	1757	1852	2002	2048	2138	2242
Gainsborough Central (GNB)	d															
Kirton Lindsey (KTL)	d															
Brigg (BGG)	d															
Barnetby (BTB)	d															
Habrough (HAB)	d															
Grimsby Town (GMB)	a															
Cleethorpes (CLE)	a															

NOTES (see introductory pages for explanation of train operator codes and standard symbols)

- a Arrival time
- d Departure time

Cleethorpes, Grimsby, Lincoln, Gainsborough, Retford and Worksop to Sheffield and Leeds

Mondays to Fridays

Operator Train ID Days of operation/Notes	NT 1Y97 A	NT 1L36	NT 2P62	NT 1L40	NT 2P64	NT 1L44	EM 2K06 B	NT 2P66	NT 1L48	NT 1L52	NT 1L56	EM 2K10 B	NT 1L60	NT 1L64	EM 2K14 B	NT 1L68	NT 1L72	NT 1L76
Cleethorpes (CLE)	d																	
Grimsby Town (GMB)	d																	
Habrough (HAB)	d																	
Barnetby (BTB)	d																	
Brigg (BGG)	d																	
Kirton Lindsey (KTL)	d																	
Gainsborough Central (GNB)	d				0816			0916										
Lincoln (LCN)	d		0643	0723		0826	0845		0915	1018	1122	1148	1215	1328	1349	1415	1522	1617
Saxilby (SXY)	d		0652	0732		0835	0854		0924	1027	1131	1157	1224	1338	1358	1424	1531	1626
Gainsborough Lea Road (GBL)	d		0704	0744		0847	0906a		0936	1039	1142	1209a	1236	1349	1410a	1436	1542	1638
Retford (RET)	10 a		0716	0756	0831	0859		0931	0950	1053	1157		1250	1403		1450	1556	1652
Retford (RET)	10 d	0613	0656	0717	0757	0832	0900	0932	0951	1054	1158		1251	1403		1451	1557	1653
Worksop (WRK)	d	0625	0708	0729	0807	0843	0910	0944	1002	1106	1209		1302	1414		1502	1608	1704
Shireoaks (SRO)	d	0629	0713	0734	0812	0848	0915	0949	1007	1111	1213		1307	1419		1507	1612	1709
Kiveton Park (KVP)	d	0634	0718	0739	0817	0853	0921	0954	1013	1118	1219		1313	1424		1513	1618	1715
Kiveton Bridge (KIV)	d	0638	0721	0743	0820	0856	0924	0957	1016	1121	1222		1316	1427		1516	1621	1718
Woodhouse (WDH)	d	0645	0729	0750	0828	0904		1005	1024	1128	1229		1324	1434		1525	1628	1726
Darnall (DAN)	d	0650	0735	0756	0833	0909		1010	1029	1133	1234		1329	1438		1531	1633	1732
Sheffield (SHF)	7 a	0702	0742	0803	0843	0917	0942	1017	1042	1141	1241		1340	1446		1543	1642	1742
Meadowhall (MHS)	a		0751		0851		0950		1050	1150	1250		1350	1454		1552	1650	1750
Barnsley (BNY)	a		0806		0909		1010		1110	1208	1308		1408	1509		1608	1708	1808
Huddersfield (HUD)	a																	
Wakefield Kirkgate (WKK)	4 a		0820		0924		1026		1126	1223	1326		1424	1524		1623	1724	1823
Leeds (LDS)	10 a		0842		0943		1044		1144	1244	1344		1444	1544		1644	1743	1844

Operator Train ID Days of operation/Notes	NT 1L80	EM 2K22 B	NT 2P84	NT 1L84	NT 2P86	NT 1L88	EM 2K26 B	NT 2P88	NT 2P90	NT 2P30	NT 2P40	NT 2P92	
Cleethorpes (CLE)	d												
Grimsby Town (GMB)	d												
Habrough (HAB)	d												
Barnetby (BTB)	d												
Brigg (BGG)	d												
Kirton Lindsey (KTL)	d												
Gainsborough Central (GNB)	d		1816		1901								
Lincoln (LCN)	d	1723	1742		1823		1929	1938	2019	2129		2244	
Saxilby (SXY)	d	1735	1751		1832		1938	1946	2028	2138		2253	
Gainsborough Lea Road (GBL)	d	1747	1803a		1844		1951	1958a	2040	2150		2305	
Retford (RET)	10 a	1759		1831	1856	1916	2003		2052	2202		2317	
Retford (RET)	10 d	1800		1832	1857	1920	2003		2053	2204	2251	2318	
Worksop (WRK)	d	1811		1846	1907	1933	2013		2108c	2215	2303	2321	2332e
Shireoaks (SRO)	d	1816		1850	1912	1938	2018		2113	2220	2307	2326	2336
Kiveton Park (KVP)	d	1821		1856	1918	1943	2023		2118	2225	2313	2331	2342
Kiveton Bridge (KIV)	d	1825		1859	1921	1947	2026		2121	2228	2316	2334	2345
Woodhouse (WDH)	d	1832		1913	1928	1954			2131	2235	2323	2342	2354
Darnall (DAN)	d	1837		1919	1933	2001			2136	2240	2328	2347	2359
Sheffield (SHF)	7 a	1845		1925	1942	2012	2042		2145	2248	2336	2358	0005
Meadowhall (MHS)	a	1854			1950		2050						
Barnsley (BNY)	a	1910			2010		2110						
Huddersfield (HUD)	a												
Wakefield Kirkgate (WKK)	4 a	1925			2026		2126						
Leeds (LDS)	10 a	1945			2044		2144						

NOTES (see introductory pages for explanation of train operator codes and standard symbols)

- a Arrival time
- d Departure time
- c Arrives 4 minutes earlier
- e Arrives 3 minutes earlier

- A To Nottingham, see table 053
- B From Peterborough to Doncaster, see table 059

Cleethorpes, Grimsby, Lincoln, Gainsborough, Retford and Worksop to Sheffield and Leeds

Saturdays

Operator Train ID Days of operation/Notes	NT 1Y97 A	NT 1L36	NT 2P62	NT 1L40	NT 2P64	NT 1L44	EM 2K02 B	NT 2P66	NT 1L48	NT 1L52	EM 2K06 B	NT 1L56	NT 2H00	NT 1L60	EM 2K10 B	NT 1L64	NT 1L68	EM 2K12 B
Cleethorpes (CLE)	d												1114					
Grimsby Town (GMB)	d												1121					
Habrough (HAB)	d												1131					
Barnetby (BTB)	d												1141					
Brigg (BGG)	d												1147					
Kirton Lindsey (KTL)	d												1156					
Gainsborough Central (GNB)	d				0816			0916					1214					
Lincoln (LCN)	d		0643	0723		0826	0851		0915	1018	1049	1122		1215	1315	1328	1415	1512
Saxilby (SXY)	d		0652	0732		0835	0900		0924	1027	1057	1131		1224	1323	1338	1424	1521
Gainsborough Lea Road (GBL)	d		0704	0744		0847	0911a		0936	1039	1109a	1142		1236	1335a	1349	1436	1533a
Retford (RET)	10 a		0716	0756	0831	0859		0931	0950	1053		1157	1229	1250		1403	1450	
Retford (RET)	10 d	0613	0656	0717	0757	0832	0900		0932	0951	1054		1158	1231	1251		1403	1451
Worksop (WRK)	d	0625	0708	0729	0807	0844	0910		0944	1002	1106		1209	1243	1302		1414	1502
Shireoaks (SRO)	d	0629	0713	0734	0812	0849	0915		0949	1007	1111		1213	1249	1307		1419	1507
Kiveton Park (KVP)	d	0634	0719	0739	0818	0854	0921		0954	1013	1118		1219	1254	1313		1424	1513
Kiveton Bridge (KIV)	d	0638	0722	0743	0821	0857	0924		0957	1016	1121		1222	1257	1316		1427	1516
Woodhouse (WDH)	d	0645	0730	0750	0828	0905			1005	1024	1128		1229	1305	1324		1434	1524
Darnall (DAN)	d	0650	0735	0756	0833	0910			1010	1029	1133		1234	1310	1329		1438	1530
Sheffield (SHF)	7 a	0657	0743	0804	0842	0917	0942		1017	1042	1141		1241	1317	1340		1446	1543
Meadowhall (MHS)	a		0753		0850		0950		1050	1150		1250		1350		1454	1551	
Barnsley (BNY)	a		0807		0909		1010		1110	1208		1308		1408		1509	1609	
Huddersfield (HUD)	a																	
Wakefield Kirkgate (WKK)	4 a		0822		0924		1026		1126	1223		1326		1424		1524	1625	
Leeds (LDS)	10 a		0844		0943		1044		1144	1244		1344		1444		1544	1643	

Operator Train ID Days of operation/Notes	NT 1L72	NT 2H01	NT 1L76	NT 1L80	NT 2P84	NT 1L84	NT 2P86	NT 1L88	NT 2H02	EM 2K18 B	NT 2P88	NT 2P90	NT 2P30	NT 2P40	NT 2P92	
Cleethorpes (CLE)	d		1511						1917							
Grimsby Town (GMB)	d		1518						1924							
Habrough (HAB)	d		1527						1933							
Barnetby (BTB)	d		1537						1942							
Brigg (BGG)	d		1543						1948							
Kirton Lindsey (KTL)	d		1551						1956							
Gainsborough Central (GNB)	d		1615c		1816		1904		2015							
Lincoln (LCN)	d	1521		1617	1723		1823		1929	1944	2019	2129			2244	
Saxilby (SXY)	d	1530		1626	1732		1832		1938	1953	2028	2138			2253	
Gainsborough Lea Road (GBL)	d	1542		1638	1744		1844		1951	2005a	2040	2150			2305	
Retford (RET)	10 a	1556	1630	1652	1756	1831	1856	1919	2003	2031		2052	2202		2317	
Retford (RET)	10 d	1556	1631	1653	1757	1832	1857	1921	2003	2031		2053	2204	2251	2318	
Worksop (WRK)	d	1607	1643	1704	1808	1846	1907	1933	2013	2043		2104	2215	2303	2321	2329
Shireoaks (SRO)	d	1612	1649	1709	1813	1851	1912	1938	2018	2049		2109	2220	2307	2326	2334
Kiveton Park (KVP)	d	1617	1654	1715	1818	1856	1918	1943	2023	2054		2114	2225	2313	2331	2339
Kiveton Bridge (KIV)	d	1621	1657	1718	1821	1900	1921	1947	2026	2057		2117	2228	2316	2334	2342
Woodhouse (WDH)	d	1627	1705	1726	1829	1907	1928	1954		2105		2124	2235	2323	2342	2351
Darnall (DAN)	d	1632	1710	1732	1834	1913	1934	2001		2110		2129	2240	2328	2347	2356
Sheffield (SHF)	7 a	1642	1717	1742	1843	1925	1944	2012	2041	2117		2138	2248	2336	2358	0003
Meadowhall (MHS)	a	1650		1750	1851		1952		2050							
Barnsley (BNY)	a	1708		1808	1909		2010		2110							
Huddersfield (HUD)	a															
Wakefield Kirkgate (WKK)	4 a	1724		1823	1925		2026		2126							
Leeds (LDS)	10 a	1742		1843	1944		2044		2144							

NOTES (see introductory pages for explanation of train operator codes and standard symbols)

- a Arrival time
- d Departure time
- c Arrives 6 minutes earlier

- A To Nottingham, see table 053
- B From Peterborough to Doncaster, see table 059

Cleethorpes, Grimsby, Lincoln, Gainsborough, Retford and Worksop to Sheffield and Leeds

Sundays

	Operator	NT	NT	NT	NT	NT	NT	NT	NT	NT	NT	NT	NT	NT	NT	NT
	Train ID	2B85	2P11	2P13	2P17	2P21	2B52	2P23	2P25	2P29	2P31	2P33	2P35	2P37	2P39	2P41
Cleethorpes (CLE)	d															
Grimsby Town (GMB)	d															
Habrough (HAB)	d															
Barnetby (BTB)	d															
Brigg (BGG)	d															
Kirton Lindsey (KTL)	d															
Gainsborough Central (GNB)	d															
Lincoln (LCN)	d		1014	1114	1215	1314		1412	1511	1612	1715	1815	1919	2017	2120	2151
Saxilby (SXY)	d		1023	1123	1224	1323		1421	1520	1621	1724	1824	1928	2026	2129	2200
Gainsborough Lea Road (GBL)	d		1035	1135	1236	1335		1433	1532	1633	1736	1836	1940	2038	2141	2212
Retford (RET)	a		1049	1149	1250	1349		1447	1546	1647	1750	1850	1954	2053	2155	2226
Retford (RET)	d	0912	1050	1150	1251	1350	1416	1448	1547	1648	1751	1851	1955	2053	2156	2227
Worksop (WRK)	d	0925	1102	1201	1302	1401	1428	1459	1557	1659	1802	1902	2006	2105	2207	2238
Shireoaks (SRO)	d	0929	1106	1206	1307	1406	1432	1504	1602	1704	1807		2011		2212	2243
Kiveton Park (KVP)	d	0935	1112	1211	1312	1411	1438	1509	1608	1709	1812	1910	2016	2113	2217	2249
Kiveton Bridge (KIV)	d	0938	1115	1214	1315	1414	1441	1512	1611	1712	1815	1913	2019	2116	2221	2252
Woodhouse (WDH)	d	0945	1122	1222	1323	1422	1448	1520	1618	1720	1823		2027		2228	2259
Darnall (DAN)	d	0950				1427		1525		1725	1828		2032		2233	2304
Sheffield (SHF)	a	0959	1134	1233	1334	1435	1500	1532	1630	1732	1836	1934	2039	2135	2241	2312
Meadowhall (MHS)	a	1007	1143	1242	1343	1443		1541								
Barnsley (BNY)	a		1205	1304	1405	1458		1603								
Huddersfield (HUD)	a		1254	1353	1454	1550		1652								
Wakefield Kirkgate (WKK)	a															
Leeds (LDS)	a															

NOTES (see introductory pages for explanation of train operator codes and standard symbols)

- a Arrival time
- d Departure time