

London to Winchester, Fareham, Portsmouth, Southampton, Lymington, Yarmouth (IOW), Bournemouth and Weymouth

Mondays to Fridays

Operator Train ID Days of operation/Notes 1st Class/Reservations/Bus/Ferry	SW	SW	SW	SW	SW	SW	GW	SW	SW	SW	SW	SW	SW	SW	SW	SW	SW
	2W01	1J01	2W03	1J03	2W95	1J05	2O70 A A	2T03	2S97 B B	1W51 C C	2T07	1J07		2B89	1J09	2S11 D D	
London Waterloo (WAT)										0530							
Clapham Junction (CLJ)										0537u							
Woking (WOK)										0601							
Farnborough (Main) (FNB)																	
Fleet (FLE)																	
Reading (RDG)																	
Basingstoke (BSK)										0621							
Micheldever (MIC)																	
Winchester (WIN)										0638							
Shawford (SHW)										0642							
Romsey (ROM)									0557								0707
Chandlers Ford (CFR)									0605								0714
Eastleigh (ESL)									0611	0648							0720
Eastleigh (ESL)								0601	0612	0649	0702						0721
Hedge End (HDE)								0607			0708						
Botley (BOE)								0611			0712						
Fareham (FRM)								0618			0720						
Portchester (PTC)								0624			0726						
Cosham (CSA)								0629			0730						
Hilsea (HLS)								0634			0736						
Fratton (FTN)								0640			0739						
Portsmouth & Southsea (PMS)								0644			0744						
Portsmouth Harbour (PMH)								0649			0748						
Southampton Airport Parkwy (SOA)									0616	0653							0726
Swaythling (SWG)									0618								0729
St Denys (SDN)									0621								0732
Southampton Central (SOU)									0630	0700							0737
Southampton Central (SOU)					0622				0632	0702				0730			0738
Millbrook (Hants) (MBK)									0634								0741
Redbridge (RDB)									0638a					0735			0745a
Totton (TTN)					0628					0707				0738			
Ashurst New Forest (ANF)					0632									0742			
Beaulieu Road (BEU)														0747			
Brockenhurst (BCU)					0640					0718				0753			
Brockenhurst (BCU)		0559	0615	0629	0641	0659				0718		0729		0757	0759		
Lymington Town (LYT)		0607		0637		0707						0737			0807		
Lymington Pier (LYP)		0610		0640		0710						0740			0810		
Lymington Pier (LYP)													0745				
Yarmouth (I.O.W.) (YMH)													0825				
Sway (SWY)			0620		0646					0723							
New Milton (NWM)			0625		0651					0728							
Hinton Admiral (HNA)			0629		0655					0732							
Christchurch (CHR)			0634		0700					0737				0809			
Pokesdown (POK)			0637		0703					0740							
Bournemouth (BMH)			0641		0708					0744				0815			
Bournemouth (BMH)		0611	0644							0746				0817			
Branksome (BSM)		0616	0649							0751				0822			
Parkstone (Dorset) (PKS)		0619	0652							0754				0825			
Poole (POO)		0623	0655							0757				0828			
Poole (POO)		0624	0657							0758							
Hamworthy (HAM)		0629	0702							0803							
Holton Heath (HOL)		0633	0706							0807							
Wareham (WRM)		0638	0711							0812							
Wool (WOO)		0644	0717							0819							
Moreton (Dorset) (MTN)		0650	0723							0825							
Dorchester South (DCH)		0658	0731							0833							
Dorchester West (DCW)							0810										
Upwey (UPW)		0705	0738				0817			0839							
Weymouth (WEY)		0709	0742				0823			0844							

Ferry services between Lymington and Yarmouth are operated by Wightlink. www.wightlink.co.uk or call 0333 999 7333
For the complete service between London and Basingstoke see table 152, and between Reading and Basingstoke table 120
For the complete service between Romsey and Southampton, also between Fareham and Portsmouth see table 156








NOTES (see introductory pages for explanation of train operator codes and standard symbols)

- a Arrival time
- d Departure time
- u Stops to pick up only

- A From Westbury, see table 133
- B From Salisbury to Salisbury, see table 156
- C Also calls at Wimbledon 0543
- D To Salisbury, see table 156

London to Winchester, Fareham, Portsmouth, Southampton, Lymington, Yarmouth (IOW), Bournemouth and Weymouth

Mondays to Fridays

Operator	SW 2T09	SW 1W53	SW 1J11		SW 1W87	SW 1J13	SW 2S15	SW 2T13	XC 1002	SW 1B55	SW 2B13	SW 1J15		GW 2072	SW 2B15
Train ID	E	E	E		E	E	D	F	G	E	E	E		H	E
Days of operation/Notes															
1st Class/Reservations/Bus/Ferry															
Catering facilities															
London Waterloo (WAT)	15 d		0630		0703			0642		0735					
Clapham Junction (CLJ)	10 d		0637u		0710u			0649u							
Woking (WOK)	d	0618	0657		0730			0719		0800					
Farnborough (Main) (FNB)	d	0633						0733							
Fleet (FLE)	d	0638						0738							
Reading (RDG)	7 d								0749						
Basingstoke (BSK)	d	0700	0718		0750			0800	0812	0820					
Micheldever (MIC)	d	0710						0810							
Winchester (WIN)	d	0719	0735		0806			0820	0827	0837					0850
Shawford (SHW)	d		0740					0825							0854
Romsey (ROM)	d						0807								
Chandlers Ford (CFR)	d						0814								
Eastleigh (ESL)	3 a	0727	0745				0820	0831		0846					0900
Eastleigh (ESL)	3 d	0729	0746				0821	0831		0847					0900
Hedge End (HDE)	d	0735						0837							
Botley (BOE)	d	0739						0841							
Fareham (FRM)	a	0746						0849							
Portchester (PTC)	a	0752						0854							
Cosham (CSA)	a	0757						0859							
Hilsea (HLS)	a	0804						0905							
Fratton (FTN)	a	0808						0909							
Portsmouth & Southsea (PMS)	a	0813						0912							
Portsmouth Harbour (PMH)	 a	0818						0918							
Southampton Airport Parkwy (SOA)	 d		0750		0815		0825		0836	0851					0904
Swaythling (SWG)	d						0827								
St Denys (SDN)	d						0830								
Southampton Central (SOU)	a		0757		0825		0835		0843	0858					0912
Southampton Central (SOU)	d		0759		0827		0837		0845	0900					0930
Millbrook (Hants) (MBK)	d						0840								
Redbridge (RDB)	d						0843a								
Totton (TTN)	d		0804		0833										
Ashurst New Forest (ANF)	d		0809												
Beaulieu Road (BEU)	d		0813												
Brockenhurst (BCU)	3 a		0819		0843					0913					
Brockenhurst (BCU)	3 d		0820	0829	0844	0859				0914	0919	0929			
Lymington Town (LYT)	d			0837		0907						0937			
Lymington Pier (LYP)	a			0840		0910						0940			
Lymington Pier (LYP)	 d			0845									1000		
Yarmouth (I.O.W.) (YMH)	 a			0925									1040		
Sway (SWY)	d		0824								0923				
New Milton (NWM)	d		0829		0853						0928				
Hinton Admiral (HNA)	d		0833								0932				
Christchurch (CHR)	d		0838		0902						0937				
Pokesdown (POK)	d		0842		0906						0941				
Bournemouth (BMH)	a		0846		0910				0916	0928	0948				
Bournemouth (BMH)	d		0847		0911					0933					
Branksome (BSM)	d		0852							0938					
Parkstone (Dorset) (PKS)	d		0855							0941					
Poole (POO)	4 a		0859		0922					0944					
Poole (POO)	4 d		0900		0923										
Hamworthy (HAM)	d		0905		0928										
Holton Heath (HOL)	d				0932										
Wareham (WRM)	d		0912		0937										
Wool (WOO)	d		0919		0943										
Moreton (Dorset) (MTN)	d		0925		0949										
Dorchester South (DCH)	d		0933		0957										
Dorchester West (DCW)	d													1047	
Upwey (UPW)	d		0939		1004									1055	
Weymouth (WEY)	a		0944		1008									1100	

NOTES (see introductory pages for explanation of train operator codes and standard symbols)

- a Arrival time
- d Departure time
- u Stops to pick up only

D To Salisbury, see table 156

E Also calls at Brookwood 0625, Winchfield 0644 and Hook 0648

F Also calls at Surbiton 0700, Walton-On-Thames 0707, Weybridge 0711, Brookwood 0725, Winchfield 0744 and Hook 0748

G From Birmingham New Street, see table 50

H From Worcester Shrub Hill, see table 133

London to Winchester, Fareham, Portsmouth, Southampton, Lymington, Yarmouth (IOW), Bournemouth and Weymouth

Mondays to Fridays

Operator	SW 1T21	SW 1B19	SW 1J21	SW 2B19	GW 2074 L	SW 2B23	SW 1W61	SW 1J23		SW 2B23	SW 2S27 D	SW 1T25	XC 1008 J	SW 1B21	SW 1J25	SW 2B23
Train ID	1	1	1	1	L	1	1	1		1	1	1	1	1	1	1
Days of operation/Notes	1	1	1	1	L	1	1	1		1	1	1	1	1	1	1
1st Class/Reservations/Bus/Ferry	1	1	1	1	L	1	1	1		1	1	1	1	1	1	1
Catering facilities	1	1	1	1	L	1	1	1		1	1	1	1	1	1	1
London Waterloo (WAT)	0909	0935					1005					1009		1035		
Clapham Junction (CLJ)							1012u									
Woking (WOK)	0934	1000										1034		1100		
Farnborough (Main) (FNB)	0946											1045				
Fleet (FLE)																
Reading (RDG)													1052			
Basingstoke (BSK)	1000						1048					1100	1112			
Micheldever (MIC)	1011											1110				
Winchester (WIN)	1020	1033				1049	1105					1119	1127	1133		
Shawford (SHW)						1054										
Romsey (ROM)												1107				
Chandlers Ford (CFR)												1114				
Eastleigh (ESL)	1027					1059						1120	1127			
Eastleigh (ESL)	1028					1100						1121	1128			
Hedge End (HDE)	1035												1134			
Botley (BOE)	1039												1138			
Fareham (FRM)	1047												1146			
Portchester (PTC)	1053												1153			
Cosham (CSA)	1058												1158			
Hilsea (HLS)	1103												1203			
Fratton (FTN)	1107												1208			
Portsmouth & Southsea (PMS)	1111												1212			
Portsmouth Harbour (PMH)	1120												1220			
Southampton Airport Parkwy (SOA)		1042				1105	1114					1125		1136	1142	
Swaythling (SWG)												1127				
St Denys (SDN)												1130				
Southampton Central (SOU)		1049				1112	1122					1135		1143	1149	
Southampton Central (SOU)		1051				1130	1124					1130	1137	1145	1151	
Millbrook (Hants) (MBK)													1140			
Redbridge (RDB)													1143a			
Totton (TTN)												1135				
Ashurst New Forest (ANF)												1140				
Beaulieu Road (BEU)												1144				
Brockenhurst (BCU)	1104						1137					1152		1204		
Brockenhurst (BCU)	1105	1112	1116			1138	1142					1216		1205	1212	1216
Lymington Town (LYT)		1120					1150								1220	
Lymington Pier (LYP)		1123					1153								1223	
Lymington Pier (LYP)									1200							
Yarmouth (I.O.W.) (YMH)									1240							
Sway (SWY)				1121												1221
New Milton (NWM)				1126			1145									1226
Hinton Admiral (HNA)				1130												1230
Christchurch (CHR)				1135			1152									1235
Pokesdown (POK)				1138			1156									1238
Bournemouth (BMH)		1120		1143			1200						1213	1220		1243
Bournemouth (BMH)		1124					1204							1224		
Branksome (BSM)		1129												1229		
Parkstone (Dorset) (PKS)		1132												1232		
Poole (POO)		1136												1236		
Poole (POO)							1214									
Hamworthy (HAM)							1219									
Holton Heath (HOL)							1223									
Wareham (WRM)							1228									
Wool (WOO)							1235									
Moreton (Dorset) (MTN)							1241									
Dorchester South (DCH)							1249									
Dorchester West (DCW)					1153											
Upwey (UPW)					1201		1255									
Weymouth (WEY)					1206		1302									






NOTES (see introductory pages for explanation of train operator codes and standard symbols)

- a Arrival time
- d Departure time
- u Stops to pick up only

- D To Salisbury, see table 156
- J From Manchester Piccadilly, see table 50
- L From Gloucester, see table 133

London to Winchester, Fareham, Portsmouth, Southampton, Lymington, Yarmouth (IOW), Bournemouth and Weymouth

Mondays to Fridays

Operator Train ID Days of operation/Notes 1st Class/Reservations/Bus/Ferry	SN	SW	SW	SW	SW	SW	SW	SW	SW	SW	SW	GW	SW	SW	SW	SW	SW
	1Y59 K □	2B27 □	1W63 □	1J27 □	2B27 □	2S31 D □	1T29 □	1B23 □	1J29 □	2B27 □	2076 L □	2B31 □	1W65 □	1J31 □	□	□	SW 2B31 □
London Waterloo (WAT)  d			1105				1109	1135								1205	
Clapham Junction (CLJ) d			1112u													1212u	
Woking (WOK) d							1134	1200									
Farnborough (Main) (FNB) d							1145										
Fleet (FLE) d																	
Reading (RDG) d																	
Basingstoke (BSK) d			1149				1200									1248	
Micheldever (MIC) d							1210										
Winchester (WIN) d		1149	1205				1220	1233				1253	1305				
Shawford (SHW) d		1154										1256					
Romsey (ROM) d						1207											
Chandlers Ford (CFR) d						1214											
Eastleigh (ESL) a	3	1159				1220	1228					1302					
Eastleigh (ESL) d	3	1141	1200			1221	1228					1302					
Hedge End (HDE) d							1234										
Botley (BOE) d							1238										
Fareham (FRM) a							1246										
Portchester (PTC) a							1253										
Cosham (CSA) a		1202					1258										
Hilsea (HLS) a							1303										
Fratton (FTN) a							1307										
Portsmouth & Southsea (PMS) a							1311										
Portsmouth Harbour (PMH)  a							1320										
Southampton Airport Parkwy (SOA)  d		1204	1214			1225		1242				1307	1314				
Swaythling (SWG) d						1227											
St Denys (SDN) d						1230											
Southampton Central (SOU) a		1214	1221		←	1236		1249				1315	1322				←
Southampton Central (SOU) d		1230	1224		1230	1237		1251				1330	1324				1330
Millbrook (Hants) (MBK) d		→				1240						→					
Redbridge (RDB) d						1243a											
Totton (TTN) d						1235											1335
Ashurst New Forest (ANF) d						1240											1340
Beaulieu Road (BEU) d																	1344
Brockenhurst (BCU) a	3		1237		1251			1304		←			1337				1350
Brockenhurst (BCU) d	3		1238	1242	1316			1305	1312	1316			1338	1342			1416
Lymington Town (LYT) d				1250	→				1320					1350			→
Lymington Pier (LYP) a				1253					1323					1353			
Lymington Pier (LYP)  d																	1400
Yarmouth (I.O.W.) (YMH)  a																	1440
Sway (SWY) d											1321						
New Milton (NWM) d			1245								1326			1345			
Hinton Admiral (HNA) d											1330						
Christchurch (CHR) d			1252								1335			1352			
Pokesdown (POK) d			1256								1338			1356			
Bournemouth (BMH) a			1300					1320			1343			1400			
Bournemouth (BMH) d			1304					1324						1404			
Branksome (BSM) d								1329									
Parkstone (Dorset) (PKS) d								1332									
Poole (POO) a	4		1313					1336						1413			
Poole (POO) d	4		1314											1414			
Hamworthy (HAM) d			1319											1419			
Holton Heath (HOL) d			1323											1423			
Wareham (WRM) d			1328											1428			
Wool (WOO) d			1335											1435			
Moreton (Dorset) (MTN) d			1341											1441			
Dorchester South (DCH) d			1349											1449			
Dorchester West (DCW) d												1353					
Upwey (UPW) d			1355									1401		1455			
Weymouth (WEY) a			1402									1406		1502			

NOTES (see introductory pages for explanation of train operator codes and standard symbols)

- a Arrival time
- d Departure time
- u Stops to pick up only

- D To Salisbury, see table 156
- K To Brighton, see table 178
- L From Gloucester, see table 133

London to Winchester, Fareham, Portsmouth, Southampton, Lymington, Yarmouth (IOW), Bournemouth and Weymouth

Mondays to Fridays

Operator Train ID Days of operation/Notes 1st Class/Reservations/Bus/Ferry Catering facilities	SW	SW	XC	SW	SW	SW	SW	SW	SW	SW	SW	SW	SW	SW	SW	SW	SW
	2S35 D	1T33	1012 J D	1B25	1J33	2B31	2B35	1W67	1J35	2B35	2S39 D	1T37	1B27	1J37	2B35	2B39	
London Waterloo (WAT)	d	1209		1235				1305				1309	1335				
Clapham Junction (CLJ)	d							1312u									
Woking (WOK)	d	1234		1300								1334	1400				
Farnborough (Main) (FNB)	d	1245										1344					
Fleet (FLE)	d																
Reading (RDG)	d		1252														
Basingstoke (BSK)	d	1300	1312					1349				1400					
Micheldever (MIC)	d	1310										1410					
Winchester (WIN)	d	1319	1327	1333				1349	1405			1419	1433				1449
Shawford (SHW)	d							1354									1454
Romsey (ROM)	d	1307										1407					
Chandlers Ford (CFR)	d	1314										1414					
Eastleigh (ESL)	a	1320	1327					1359				1420	1427				1459
Eastleigh (ESL)	d	1321	1328					1400				1421	1428				1500
Hedge End (HDE)	d		1334										1434				
Botley (BOE)	d		1338										1438				
Fareham (FRM)	a		1346										1446				
Portchester (PTC)	a		1353										1453				
Cosham (CSA)	a		1358										1458				
Hilsea (HLS)	a		1403										1503				
Fratton (FTN)	a		1407										1507				
Portsmouth & Southsea (PMS)	a		1411										1510				
Portsmouth Harbour (PMH)	a		1420										1520				
Southampton Airport Parkwy (SOA)	d	1325		1336	1342			1405	1414			1425		1442			1505
Swaythling (SWG)	d	1327										1427					
St Denys (SDN)	d	1330										1430					
Southampton Central (SOU)	a	1336		1342	1349			1412	1421			1435	1449				1516
Southampton Central (SOU)	d	1337		1344	1351			1430	1424		1430	1437	1451				1530
Millbrook (Hants) (MBK)	d	1340										1440					
Redbridge (RDB)	d	1343a										1443a					
Totton (TTN)	d											1435					
Ashurst New Forest (ANF)	d											1440					
Beaulieu Road (BEU)	d																
Brockenhurst (BCU)	a			1404				1437		1451			1504				
Brockenhurst (BCU)	d			1405	1412	1416		1438	1442	1516			1505	1512	1516		
Lymington Town (LYT)	d				1420				1450					1520			
Lymington Pier (LYP)	a				1423				1453					1523			
Lymington Pier (LYP)	d																
Yarmouth (I.O.W.) (YMH)	a																
Sway (SWY)	d							1421									1521
New Milton (NWM)	d							1426		1445							1526
Hinton Admiral (HNA)	d							1430									1530
Christchurch (CHR)	d							1435		1452							1535
Pokesdown (POK)	d							1438		1456							1538
Bournemouth (BMH)	a		1413	1421				1443		1500			1520				1543
Bournemouth (BMH)	d			1425						1504			1524				
Branksome (BSM)	d			1430									1529				
Parkstone (Dorset) (PKS)	d			1433									1532				
Poole (POO)	a			1436						1513			1536				
Poole (POO)	d									1514							
Hamworthy (HAM)	d									1519							
Holton Heath (HOL)	d									1523							
Wareham (WRM)	d									1528							
Wool (WOO)	d									1535							
Moreton (Dorset) (MTN)	d									1541							
Dorchester South (DCH)	d									1549							
Dorchester West (DCW)	d																
Upwey (UPW)	d									1555							
Weymouth (WEY)	a									1602							

NOTES (see introductory pages for explanation of train operator codes and standard symbols)

- a Arrival time
- d Departure time
- u Stops to pick up only

- D To Salisbury, see table 156
- J From Manchester Piccadilly, see table 50

London to Winchester, Fareham, Portsmouth, Southampton, Lymington, Yarmouth (IOW), Bournemouth and Weymouth

Mondays to Fridays

Operator Train ID Days of operation/Notes 1st Class/Reservations/Bus/Ferry Catering facilities	SW	SW		SW	SW	SW	XC	SW	SW	SW	SW	GW	SW	SW	SW	SW
	1W69	1J39		2B39	2S43	1T41	1016	1B29	1J41	2B39	2B43	2078	1W71	2B45	1J43	2B45
	1	1		1	1	1	1	1	1	1	1	1	1	1	1	1
London Waterloo (WAT) 15 d	1405					1409		1435						1505		
Clapham Junction (CLJ) 10 d	1412u													1512u		
Woking (WOK) d						1434		1500								
Farnborough (Main) (FNB) d						1445										
Fleet (FLE) d																
Reading (RDG) 7 d							1449									
Basingstoke (BSK) d	1449					1459	1512							1549		
Micheldever (MIC) d						1510										
Winchester (WIN) d	1505					1519	1527	1532			1549			1605		
Shawford (SHW) d											1554					
Romsey (ROM) d					1507											
Chandlers Ford (CFR) d					1514											
Eastleigh (ESL) 3 a					1520	1527					1559					
Eastleigh (ESL) 3 d					1521	1528					1600					
Hedge End (HDE) d						1534										
Botley (BOE) d						1538										
Fareham (FRM) a						1546										
Portchester (PTC) a						1553										
Cosham (CSA) a						1558										
Hilsea (HLS) a						1603										
Fratton (FTN) a						1607										
Portsmouth & Southsea (PMS) a						1613										
Portsmouth Harbour (PMH) a						1620										
Southampton Airport Parkwy (SOA) d	1514				1525		1536	1541			1605			1614		
Swaythling (SWG) d					1527											
St Denys (SDN) d					1530											
Southampton Central (SOU) a	1522			←	1536		1542	1549			1614			1622		←
Southampton Central (SOU) d	1524			1530	1537		1544	1551					1626	1628		1628
Millbrook (Hants) (MBK) d					1540											
Redbridge (RDB) d					1543a											
Totton (TTN) d					1535											1634
Ashurst New Forest (ANF) d					1540											1639
Beaulieu Road (BEU) d					1544											
Brockenhurst (BCU) 3 a	1537				1551			1604		←				1639		1647
Brockenhurst (BCU) 3 d	1538	1542			1626			1605	1612	1626				1640	1644	1647
Lymington Town (LYT) d		1550			↵				1620						1652	
Lymington Pier (LYP) a		1553							1623						1654	
Lymington Pier (LYP) d			1600													
Yarmouth (I.O.W.) (YMH) a			1640													
Sway (SWY) d											1631					1652
New Milton (NWM) d	1545										1636					1657
Hinton Admiral (HNA) d											1640					1701
Christchurch (CHR) d	1552										1645					1706
Pokesdown (POK) d	1556										1648					1709
Bournemouth (BMH) a	1600						1612	1620			1652			1701		1713
Bournemouth (BMH) d	1604							1623						1702		1715
Branksome (BSM) d								1628						1708		
Parkstone (Dorset) (PKS) d								1631						1711		
Poole (POO) 4 a	1613							1635						1716		1725
Poole (POO) 4 d	1614													1717		
Hamworthy (HAM) d	1619													1722		
Holton Heath (HOL) d	1623													1726		
Wareham (WRM) d	1628													1730		
Wool (WOO) d	1635													1737		
Moreton (Dorset) (MTN) d	1641													1743		
Dorchester South (DCH) d	1649													1751		
Dorchester West (DCW) d												1653				
Upwey (UPW) d	1655											1701	1757			
Weymouth (WEY) a	1702											1706	1802			

NOTES (see introductory pages for explanation of train operator codes and standard symbols)

- a Arrival time
- d Departure time
- u Stops to pick up only

- D To Salisbury, see table 156
- J From Manchester Piccadilly, see table 50
- M From Great Malvern, see table 133

London to Winchester, Fareham, Portsmouth, Southampton, Lymington, Yarmouth (IOW), Bournemouth and Weymouth

Mondays to Fridays

Operator	SW	SW	SW	SW	SW	SW	SW	SW	SW	SW	SW	SW	SW	SW	SW	SW	SW
Train ID	2S47	1T45	1J45	1B31	2B91	2T45	1W73	2B61	1J47		2B61	2S51	1T49	XC	1J49	1B33	
Days of operation/Notes	D	D	D	D	D	N	D	D	D		D	D	D	J	D	D	
1st Class/Reservations/Bus/Ferry	□	□	□	□	□	□	□	□	□	☎	□	□	□	□◇	□	□	
Catering facilities														☎			
London Waterloo (WAT)	15 d		1509		1535		1512	1605					1609			1635	
Clapham Junction (CLJ)	10 d					1519u	1612u									1659u	
Woking (WOK)	d		1534		1600								1634				
Farnborough (Main) (FNB)	d		1545				1603						1645				
Fleet (FLE)	d						1608										
Reading (RDG)	7 d														1652		
Basingstoke (BSK)	d		1600			1629	1648						1700	1712			
Micheldever (MIC)	d		1610										1710				
Winchester (WIN)	d		1619		1633	1638	1645	1706					1720	1727		1733	
Shawford (SHW)	d					1643											
Romsey (ROM)	d	1607										1707					
Chandlers Ford (CFR)	d	1614										1714					
Eastleigh (ESL)	3 a	1620	1627			1649	1653					1720	1728				
Eastleigh (ESL)	3 d	1621	1628			1649	1655					1721	1729				
Hedge End (HDE)	d		1634				1701						1735				
Botley (BOE)	d		1638				1705						1739				
Fareham (FRM)	a		1647				1712						1746				
Portchester (PTC)	a		1653				1718						1753				
Cosham (CSA)	a		1658				1722						1758				
Hilsea (HLS)	a		1703										1803				
Fratton (FTN)	a		1707				1730						1807				
Portsmouth & Southsea (PMS)	a		1711				1734						1811				
Portsmouth Harbour (PMH)	a		1722				1739						1820				
Southampton Airport Parkwy (SOA)	← d	1625			1642	1654		1715				1725			1736	1742	
Swaythling (SWG)	d	1627				1656						1727					
St Denys (SDN)	d	1630				1659						1730					
Southampton Central (SOU)	a	1636			1649	1704		1722			←	1736		1743		1749	
Southampton Central (SOU)	d	1637			1656	1713		1725 1728			1728	1737		1745		1756	
Millbrook (Hants) (MBK)	d	1640										1740					
Redbridge (RDB)	d	1643a										1743a					
Totton (TTN)	d				1702	1720						1734				1802	
Ashurst New Forest (ANF)	d				1706							1738				1806	
Beaulieu Road (BEU)	d				1711											1811	
Brockenhurst (BCU)	3 a				1717	1731		1739				1746				1817	
Brockenhurst (BCU)	3 d			1714	1717	1732		1740		1744		1747			1814	1817	
Lymington Town (LYT)	d			1722						1752					1822		
Lymington Pier (LYP)	a			1724						1754					1824		
Lymington Pier (LYP)	d										1800						
Yarmouth (I.O.W.) (YMH)	a										1840						
Sway (SWY)	d				1722							1751				1822	
New Milton (NWM)	d				1727	1739						1756				1827	
Hinton Admiral (HNA)	d				1731							1800				1831	
Christchurch (CHR)	d				1736	1746						1805				1836	
Pokesdown (POK)	d				1739							1809				1839	
Bournemouth (BMH)	a				1743	1752		1755				1813		1818		1843	
Bournemouth (BMH)	d				1745			1757				1814				1845	
Branksome (BSM)	d				1750							1819					
Parkstone (Dorset) (PKS)	d				1753							1822					
Poole (POO)	4 a				1756			1806				1826				1854	
Poole (POO)	4 d							1807									
Hamworthy (HAM)	d							1812									
Holton Heath (HOL)	d							1816									
Wareham (WRM)	d							1821									
Wool (WOO)	d							1827									
Moreton (Dorset) (MTN)	d							1841e									
Dorchester South (DCH)	d							1849									
Dorchester West (DCW)	d																
Upwey (UPW)	d							1855									
Weymouth (WEY)	a							1900									

NOTES (see introductory pages for explanation of train operator codes and standard symbols)

- a Arrival time
- d Departure time
- u Stops to pick up only
- e Arrives 8 minutes earlier

D To Salisbury, see table 156

J From Manchester Piccadilly, see table 50

N Also calls at Surbiton 1530, Walton-On-Thames 1537, Weybridge 1541, Brookwood 1555, Winchfield 1614 and Hook 1618

London to Winchester, Fareham, Portsmouth, Southampton, Lymington, Yarmouth (IOW), Bournemouth and Weymouth

Mondays to Fridays

Operator	SW 2B93	GW 2080 P	SW 1W75	SW 2B53	SW 1J51	SW 2S55 D	SW 1T53	XC 1022 J	SW 1B35	SW 1J53	GW 2082 L	SW 1W77	SW 2B57	SW 1J55		SW 2S59 D
Train ID																
Days of operation/Notes																
1st Class/Reservations/Bus/Ferry																
Catering facilities																
London Waterloo (WAT)	15 d		1705				1709		1735			1805				
Clapham Junction (CLJ)	10 d															
Woking (WOK)	d						1734									
Farnborough (Main) (FNB)	d															
Fleet (FLE)	d															
Reading (RDG)	7 d							1752								
Basingstoke (BSK)	d		1746				1754	1811				1846				
Micheldever (MIC)	d						1804									
Winchester (WIN)	d	1744	1803				1814	1826	1830			1903				
Shawford (SHW)	d	1749					1818									
Romsey (ROM)	d					1807										1907
Chandlers Ford (CFR)	d					1814										1914
Eastleigh (ESL)	3 a	1754				1820	1824									1920
Eastleigh (ESL)	3 d	1755				1821	1825									1921
Hedge End (HDE)	d						1831									
Botley (BOE)	d						1836									
Fareham (FRM)	a						1844									
Portchester (PTC)	a						1850									
Cosham (CSA)	a						1855									
Hilsea (HLS)	a						1905									
Fratton (FTN)	a						1909									
Portsmouth & Southsea (PMS)	a						1913									
Portsmouth Harbour (PMH)	a						1920									
Southampton Airport Parkway (SOA)	4 d	1800	1811			1825		1835	1840			1911				1925
Swaythling (SWG)	d	1802				1828										1927
St Denys (SDN)	d	1806				1831										1930
Southampton Central (SOU)	a	1811	1818			1837		1843	1847			1918				1935
Southampton Central (SOU)	d		1822 1825			1840		1845	1854			1922 1925				1937
Millbrook (Hants) (MBK)	d					1848c										1940
Redbridge (RDB)	d					1852a										1943a
Totton (TTN)	d			1830					1859			1931				
Ashurst New Forest (ANF)	d			1835					1904			1935				
Beaulieu Road (BEU)	d															
Brockenhurst (BCU)	3 a			1843				1858	1912			1943				
Brockenhurst (BCU)	3 d			1843	1848			1859	1913	1918		1944	1948			
Lymington Town (LYT)	d				1856					1926			1956			
Lymington Pier (LYP)	a				1859					1929			1959			
Lymington Pier (LYP)	d														2005	
Yarmouth (I.O.W.) (YMH)	a														2045	
Sway (SWY)	d			1848					1917			1948				
New Milton (NWM)	d			1853					1922			1953				
Hinton Admiral (HNA)	d			1857					1926			1957				
Christchurch (CHR)	d			1902					1931			2002				
Pokesdown (POK)	d			1905					1935			2006				
Bournemouth (BMH)	a		1849 1909					1913	1939			1949 2010				
Bournemouth (BMH)	d		1850 1911						1940			1950 2011				
Branksome (BSM)	d		1855 1916						1945			1955 2016				
Parkstone (Dorset) (PKS)	d		1858 1919						1948			1958 2019				
Poole (POO)	4 a		1902 1924						1954			2002 2024				
Poole (POO)	4 d		1903									2003				
Hamworthy (HAM)	d		1908									2008				
Holton Heath (HOL)	d		1912									2012				
Wareham (WRM)	d		1917									2017				
Wool (WOO)	d		1923									2023				
Moreton (Dorset) (MTN)	d		1929									2029				
Dorchester South (DCH)	d		1937									2037				
Dorchester West (DCW)	d		1854									1951				
Upwey (UPW)	d		1901 1944									1958 2044				
Weymouth (WEY)	a		1906 1950									2003 2050				

NOTES (see introductory pages for explanation of train operator codes and standard symbols)

- a Arrival time
- d Departure time
- c Arrives 6 minutes earlier
- D To Salisbury, see table 156
- J From Manchester Piccadilly, see table 50
- L From Gloucester, see table 133
- P From Worcester Foregate Street, see table 133

London to Winchester, Fareham, Portsmouth, Southampton, Lymington, Yarmouth (IOW), Bournemouth and Weymouth

Mondays to Fridays

Operator	SW	SW	SW	SW	SW	SW	SW	SW	XC	SW	SW	SW	SW	SW	SW	SW
Train ID	1T57	1B37	1J57	1W79	1B59	1J59	2S63	1T61	1026	1W81	1J61	1B63	1B65	1J63	1B63	2S67
Days of operation/Notes	1	1	1	1	1	1	D	1	J	1	1	1	1	1	1	D
1st Class/Reservations/Bus/Ferry	1	1	1	1	1	1	1	1	1	1	1	1	1	1	1	1
Catering facilities	1	1	1	1	1	1	1	1	1	1	1	1	1	1	1	1
London Waterloo (WAT)	15 d	1809	1835		1905			1909		1935			2005			
Clapham Junction (CLJ)	10 d				1912u								2012u			
Woking (WOK)	d	1834						1934		2000						
Farnborough (Main) (FNB)	d							1945								
Fleet (FLE)	d															
Reading (RDG)	7 d								1949							
Basingstoke (BSK)	d	1855			1948			2000	2011				2049			
Micheldever (MIC)	d	1905						2010								
Winchester (WIN)	d	1914	1931		2005			2020		2032		2048	2105			
Shawford (SHW)	d	1919						2024				2053				
Romsey (ROM)	d						2007									2107
Chandlers Ford (CFR)	d						2014									2114
Eastleigh (ESL)	3 a	1925					2020	2030				2059				2120
Eastleigh (ESL)	3 d	1929					2021	2030				2103				2121
Hedge End (HDE)	d	1935						2036								
Botley (BOE)	d	1939						2040								
Fareham (FRM)	a	1946						2048								
Portchester (PTC)	a	1953						2054								
Cosham (CSA)	a	1957						2058								
Hilsea (HLS)	a	2003						2103								
Fratton (FTN)	a	2007						2107								
Portsmouth & Southsea (PMS)	a	2012						2112								
Portsmouth Harbour (PMH)	a	2020						2118								
Southampton Airport Parkwy (SOA)	4 d		1940		2014		2025		2036	2041		2107	2114			2125
Swaythling (SWG)	d						2027									2127
St Denys (SDN)	d						2030					2113				2130
Southampton Central (SOU)	a		1947		2021		2035		2044	2048		2118	2122		←	2135
Southampton Central (SOU)	d		1954		2025 2028		2037		2046	2051		2130	2125		2130	2137
Millbrook (Hants) (MBK)	d						2040					↘				2140
Redbridge (RDB)	d						2043a									2143a
Totton (TTN)	d		1959										2130			2136
Ashurst New Forest (ANF)	d		2004													2140
Beaulieu Road (BEU)	d															2145
Brockenhurst (BCU)	3 a		2012		2040 2046					2107			2141			2152
Brockenhurst (BCU)	3 d		2013	2018	2041 2046	2048				2108	2118		2142	2148	2216	
Lymington Town (LYT)	d			2026		2056					2126			2156	↘	
Lymington Pier (LYP)	a			2029		2059					2129			2159		
Lymington Pier (LYP)	d															
Yarmouth (I.O.W.) (YMH)	a															
Sway (SWY)	d		2019													2146
New Milton (NWM)	d		2024													2151
Hinton Admiral (HNA)	d		2028													2155
Christchurch (CHR)	d		2033													2200
Pokesdown (POK)	d		2037													2204
Bournemouth (BMH)	a		2041		2057 2112				2115	2123						2208
Bournemouth (BMH)	d		2042		2101 2114											
Branksome (BSM)	d		2047		2106 2119											
Parkstone (Dorset) (PKS)	d		2050		2109 2122											
Poole (POO)	4 a		2054		2112 2125											
Poole (POO)	4 d				2113											
Hamworthy (HAM)	d				2118											
Holton Heath (HOL)	d															
Wareham (WRM)	d															
Wool (WOO)	d				2126											
Moreton (Dorset) (MTN)	d				2133											
Dorchester South (DCH)	d				2139											
Dorchester West (DCW)	d				2147											
Upwey (UPW)	d															
Weymouth (WEY)	a				2153											
					2159											

NOTES (see introductory pages for explanation of train operator codes and standard symbols)

- a Arrival time
- d Departure time
- u Stops to pick up only

- D To Salisbury, see table 156
- J From Manchester Piccadilly, see table 50

London to Winchester, Fareham, Portsmouth, Southampton, Lymington, Yarmouth (IOW), Bournemouth and Weymouth

Mondays to Fridays






Operator	SW	SW	SW	SW	GW	GW	GW	SW	GW	SW	XC	SW	SW	SW	SW	XC
Train ID	1T65	1W83	1B63	1J65	2O98	2M95	1F91	2S71	1F91	1T69	1030	1B85	2B73	2S75	1T73	1034
Days of operation/Notes	1	1	1	1	Q	S	R	D	R	1	J	1	1	D	1	J
1st Class/Reservations/Bus/Ferry	1	1	1	1	Q	S	R	D	R	1	J	1	1	D	1	J
Catering facilities	1	1	1	1	Q	S	R	D	R	1	J	1	1	D	1	J
London Waterloo (WAT)	15 d	2009	2035							2109		2135			2208	
Clapham Junction (CLJ)	10 d															
Woking (WOK)	d	2034	2100							2134		2200			2235	
Farnborough (Main) (FNB)	d	2045								2145					2245	
Fleet (FLE)	d															
Reading (RDG)	7 d										2152					2249
Basingstoke (BSK)	d	2059								2200	2210				2300	2309
Micheldever (MIC)	d	2109								2210					2310	
Winchester (WIN)	d	2120	2133							2219		2233			2319	
Shawford (SHW)	d	2125								2224					2324	
Romsey (ROM)	d						2155	2207						2311		
Chandlers Ford (CFR)	d							2214						2318		
Eastleigh (ESL)	3 a	2130						2219	2221	←	2230			2324	2330	
Eastleigh (ESL)	3 d	2131				2209	2224	2222	2224	2233				2324	2331	
Hedge End (HDE)	d	2137					↘			2230	2239				2337	
Botley (BOE)	d	2141								2234	2243				2341	
Fareham (FRM)	a	2148								2241	2251				2348	
Portchester (PTC)	a	2154									2257				2354	
Cosham (CSA)	a	2159									2301				2359	
Hilsea (HLS)	a	2204									2306				0004	
Fratton (FTN)	a	2208							2256	2310					0008	
Portsmouth & Southsea (PMS)	a	2211							2259	2317					0011	
Portsmouth Harbour (PMH)	a	2216							2304	2324					0016	
Southampton Airport Parkway (SOA)	← d		2142			2213		2226			2234	2242		2328		2337
Swaythling (SWG)	d							2228						2331		
St Denys (SDN)	d							2231						2334		
Southampton Central (SOU)	a		2149			2220		2236			2241	2250		2339		2345
Southampton Central (SOU)	d		2151					2238			2243	2251		2342		
Millbrook (Hants) (MBK)	d							2240						2344		
Redbridge (RDB)	d							2244a						2348a		
Totton (TTN)	d											2256				
Ashurst New Forest (ANF)	d											2301				
Beaulieu Road (BEU)	d															
Brockenhurst (BCU)	3 a		2204	←								2309				
Brockenhurst (BCU)	3 d		2205	2216	2218							2310	2316			
Lymington Town (LYT)	d				2226											
Lymington Pier (LYP)	a				2229											
Lymington Pier (LYP)	d															
Yarmouth (I.O.W.) (YMH)	a															
Sway (SWY)	d			2221										2321		
New Milton (NWM)	d			2226										2326		
Hinton Admiral (HNA)	d			2230										2330		
Christchurch (CHR)	d			2235										2335		
Pokesdown (POK)	d			2238										2338		
Bournemouth (BMH)	a		2220	2242							2317	2324		2342		
Bournemouth (BMH)	d		2224	2244										2344		
Branksome (BSM)	d		2229	2249										2349		
Parkstone (Dorset) (PKS)	d		2232	2252										2352		
Poole (POO)	4 a		2236	2255										2355		
Poole (POO)	4 d		2237													
Hamworthy (HAM)	d		2242													
Holton Heath (HOL)	d															
Wareham (WRM)	d		2249													
Wool (WOO)	d		2255													
Moreton (Dorset) (MTN)	d		2301													
Dorchester South (DCH)	d		2309													
Dorchester West (DCW)	d				2257											
Upwey (UPW)	d		2316		2304											
Weymouth (WEY)	a		2320		2309											

NOTES (see introductory pages for explanation of train operator codes and standard symbols)

- a Arrival time
- d Departure time
- D To Salisbury, see table 156
- J From Manchester Piccadilly, see table 50
- Q From Bristol Parkway, see table 133
- R From Cardiff Central to Portsmouth Harbour, see table 133
- S From Portsmouth Harbour to Bristol Temple Meads, see table 133

London to Winchester, Fareham, Portsmouth, Southampton, Lymington, Yarmouth (IOW), Bournemouth and Weymouth

Mondays to Fridays

Operator Train ID Days of operation/Notes 1st Class/Reservations/Bus/Ferry	SW 1B75 □	SW 1B77 □	SW 2B77 □	SW 1B01
				SM T □
London Waterloo (WAT)  15 d	2235	2305	2335	0105
Clapham Junction (CLJ) 10 d		2312u	2343u	0115
Woking (WOK) d	2300	2333	0004	0142
Farnborough (Main) (FNB) d			0014	0151s
Fleet (FLE) d			0020	0157s
Reading (RDG) 7 d				
Basingstoke (BSK) d		2353	0034	0209s
Micheldever (MIC) d		0003		
Winchester (WIN) d	2333	0012	0051	0226s
Shawford (SHW) d		0017		
Romsey (ROM) d				
Chandlers Ford (CFR) d				
Eastleigh (ESL) 3 a		0022	0059	0235s
Eastleigh (ESL) 3 d		0023	0100	
Hedge End (HDE) d				
Botley (BOE) d				
Fareham (FRM) a				
Portchester (PTC) a				
Cosham (CSA) a				
Hilsea (HLS) a				
Fratton (FTN) a				
Portsmouth & Southsea (PMS) a				
Portsmouth Harbour (PMH)  a				
Southampton Airport Parkwy (SOA)  d	2342	0028	0105	0239s
Swaythling (SWG) d				
St Denys (SDN) d		0032s		0244s
Southampton Central (SOU) a	2350	0037	0112	0249
Southampton Central (SOU) d	2353		0113	
Millbrook (Hants) (MBK) d				
Redbridge (RDB) d				
Totton (TTN) d			0118s	
Ashurst New Forest (ANF) d				
Beaulieu Road (BEU) d				
Brockenhurst (BCU) 3 a	0006		0129s	
Brockenhurst (BCU) 3 d	0007			
Lymington Town (LYT) d				
Lymington Pier (LYP) a				
Lymington Pier (LYP)  d				
Yarmouth (I.O.W.) (YMH)  a				
Sway (SWY) d				
New Milton (NWM) d			0137s	
Hinton Admiral (HNA) d				
Christchurch (CHR) d			0144s	
Pokesdown (POK) d			0148s	
Bournemouth (BMH) a	0022		0152	
Bournemouth (BMH) d	0023			
Branksome (BSM) d	0028			
Parkstone (Dorset) (PKS) d	0031			
Poole (POO) 4 a	0035			
Poole (POO) 4 d				
Hamworthy (HAM) d				
Holton Heath (HOL) d				
Wareham (WRM) d				
Wool (WOO) d				
Moreton (Dorset) (MTN) d				
Dorchester South (DCH) d				
Dorchester West (DCW) d				
Upwey (UPW) d				
Weymouth (WEY) a				

NOTES (see introductory pages for explanation of train operator codes and standard symbols)






- a Arrival time
- d Departure time
- s Stops to set down only
- u Stops to pick up only

T Also calls at Vauxhall 0109, Wimbledon 0120 and Surbiton 0128

SM Saturday mornings

London to Winchester, Fareham, Portsmouth, Southampton, Lymington, Yarmouth (IOW), Bournemouth and Weymouth

Saturdays

Operator	SW 2B13	SW 2W01	SW 1J01	SW 2W03	SW 2W05	SW 1J03	SW 2S97 A	SW 2Y18	GW 2O70 B	SW 2T05	SW 1J05	SW 1W51 C	SW 2W09	SW 1J07	SW 2S11 D
Train ID	□	□	□	□	□	□	□	□	□	□	□	□	□	□	□
Days of operation/Notes 1st Class/Reservations/Bus/Ferry	□	□	□	□	□	□	□	□	□	□	□	□	□	□	□
London Waterloo (WAT) 	15 d											0530			
Clapham Junction (CLJ)	10 d											0537u			
Woking (WOK)	d											0603			
Farnborough (Main) (FNB)	d														
Fleet (FLE)	d														
Reading (RDG)	7 d														
Basingstoke (BSK)	d	0510										0624			
Micheldever (MIC)	d											0634			
Winchester (WIN)	d	0526										0643			
Shawford (SHW)	d														
Romsey (ROM)	d						0558								0707
Chandlers Ford (CFR)	d						0606								0714
Eastleigh (ESL)	3 a	0535					0612					0651			0720
Eastleigh (ESL)	3 d	0536					0613	0624		0628		0652			0721
Hedge End (HDE)	d									0634					
Botley (BOE)	d									0638					
Fareham (FRM)	a									0645					
Portchester (PTC)	a									0651					
Cosham (CSA)	a									0656					
Hilsea (HLS)	a									0703					
Fratton (FTN)	a									0707					
Portsmouth & Southsea (PMS)	a									0710					
Portsmouth Harbour (PMH) 	a									0716					
Southampton Airport Parkwy (SOA) 	d	0540					0618	0628				0656			0725
Swaythling (SWG)	d						0620								0727
St Denys (SDN)	d	0544					0623								0730
Southampton Central (SOU)	a	0549					0628	0636				0703			0735
Southampton Central (SOU)	d				0621		0630					0705	0721		0737
Millbrook (Hants) (MBK)	d						0632								0740
Redbridge (RDB)	d						0636a								0743a
Totton (TTN)	d				0626							0710	0726		
Ashurst New Forest (ANF)	d				0631								0731		
Beaulieu Road (BEU)	d														
Brockenhurst (BCU)	3 a				0639							0721	0739		
Brockenhurst (BCU)	3 d			0612	0615	0640	0642				0712	0722	0740	0742	
Lymington Town (LYT)	d			0620			0650				0720			0750	
Lymington Pier (LYP)	a			0622			0652				0722			0752	
Lymington Pier (LYP) 	d														
Yarmouth (I.O.W.) (YMH) 	a														
Sway (SWY)	d			0620	0644							0726	0744		
New Milton (NWM)	d			0625	0649							0731	0749		
Hinton Admiral (HNA)	d			0629	0653							0735	0753		
Christchurch (CHR)	d			0634	0658							0740	0758		
Pokesdown (POK)	d			0637	0702							0744	0802		
Bournemouth (BMH)	a			0641	0706							0748	0806		
Bournemouth (BMH)	d		0611	0644	0711							0749	0811		
Branksome (BSM)	d		0616	0649	0716							0754	0816		
Parkstone (Dorset) (PKS)	d		0619	0652	0719							0757	0819		
Poole (POO)	4 a		0623	0655	0723							0801	0823		
Poole (POO)	4 d		0624	0657	0724							0802	0824		
Hamworthy (HAM)	d		0629	0702	0729							0807	0829		
Holton Heath (HOL)	d		0633	0706	0733								0833		
Wareham (WRM)	d		0638	0711	0738							0813	0838		
Wool (WOO)	d		0644	0717	0744							0820	0844		
Moreton (Dorset) (MTN)	d		0650	0723	0750							0826	0850		
Dorchester South (DCH)	d		0658	0731	0758							0834	0858		
Dorchester West (DCW)	d								0804						
Upwey (UPW)	d		0705	0738	0805				0813			0841	0905		
Weymouth (WEY)	a		0709	0742	0809				0818			0845	0909		

NOTES (see introductory pages for explanation of train operator codes and standard symbols)

- a Arrival time
- d Departure time
- u Stops to pick up only

- A From Salisbury to Salisbury, see table 156
- B From Westbury, see table 133
- C Also calls at Wimbledon 0543 and Surbiton 0551
- D To Salisbury, see table 156

London to Winchester, Fareham, Portsmouth, Southampton, Lymington, Yarmouth (IOW), Bournemouth and Weymouth

Saturdays

Operator	SW 2T09	SW 1J09		SW 1W53	SW 2W13	SW 1J11	SW 2S15	SW 2T13	SW 1J13	SW 1W55	GW 2O72	SW 2B15	SW 1W57	SW 1J15	
Train ID	E	F	G	F	F	F	D	F	F	F	G	F	F	F	G
Days of operation/Notes															
1st Class/Reservations/Bus/Ferry															
London Waterloo (WAT)	15	d		0630				0642		0735			0805		
Clapham Junction (CLJ)	10	d		0637u				0649u					0812u		
Woking (WOK)		d	0619	0657				0719		0800					
Farnborough (Main) (FNB)		d	0633					0733							
Fleet (FLE)		d	0638					0738							
Reading (RDG)	7	d													
Basingstoke (BSK)		d	0700	0718				0800		0821			0849		
Micheldever (MIC)		d	0710					0810							
Winchester (WIN)		d	0719	0734				0819		0838		0850	0905		
Shawford (SHW)		d	0724					0824				0855			
Romsey (ROM)		d					0807								
Chandlers Ford (CFR)		d					0814								
Eastleigh (ESL)	3	a	0729	0742			0820	0830		0846		0900			
Eastleigh (ESL)	3	d	0730	0743			0821	0831		0847		0901			
Hedge End (HDE)		d	0736					0837							
Botley (BOE)		d	0740					0841							
Fareham (FRM)		a	0747					0848							
Portchester (PTC)		a	0753					0854							
Cosham (CSA)		a	0758					0859							
Hilsea (HLS)		a	0803					0904							
Fratton (FTN)		a	0807					0908							
Portsmouth & Southsea (PMS)		a	0810					0912							
Portsmouth Harbour (PMH)		a	0818					0918							
Southampton Airport Parkwy (SOA)		d		0748			0825			0851		0905	0914		
Swaythling (SWG)		d					0827								
St Denys (SDN)		d					0830								
Southampton Central (SOU)		a		0756			0836			0858		0912	0922		
Southampton Central (SOU)		d		0800	0817		0837			0900		0930	0924		
Millbrook (Hants) (MBK)		d					0840								
Redbridge (RDB)		d					0843a								
Totton (TTN)		d		0805	0822					0905					
Ashurst New Forest (ANF)		d			0827										
Beaulieu Road (BEU)		d			0831										
Brockenhurst (BCU)	3	a		0816	0837					0916			0937		
Brockenhurst (BCU)	3	d	0812	0817	0838	0842			0912	0917			0938	0942	
Lymington Town (LYT)		d	0820			0850			0920					0950	
Lymington Pier (LYP)		a	0822			0852			0922					0952	
Lymington Pier (LYP)		d		0845											1000
Yarmouth (I.O.W.) (YMH)		a		0925											1040
Sway (SWY)		d		0821	0842					0921					
New Milton (NWM)		d		0826	0847					0926			0945		
Hinton Admiral (HNA)		d		0830	0851					0930					
Christchurch (CHR)		d		0835	0856					0935			0952		
Pokesdown (POK)		d		0839	0900					0939			0956		
Bournemouth (BMH)		a		0843	0904					0943			1000		
Bournemouth (BMH)		d		0844	0909					0944			1004		
Branksome (BSM)		d		0849	0914					0949					
Parkstone (Dorset) (PKS)		d		0852	0917					0952					
Poole (POO)	4	a		0856	0921					0956			1013		
Poole (POO)	4	d		0857	0922					0957			1014		
Hamworthy (HAM)		d		0902	0927					1002			1019		
Holton Heath (HOL)		d			0931								1023		
Wareham (WRM)		d		0909	0935					1009			1028		
Wool (WOO)		d		0915	0942								1035		
Moreton (Dorset) (MTN)		d		0921	0948								1041		
Dorchester South (DCH)		d		0929	0956					1027			1051c		
Dorchester West (DCW)		d									1043				
Upwey (UPW)		d		0936	1002						1051		1058		
Weymouth (WEY)		a		0940	1007					1035	1056		1102		

NOTES (see introductory pages for explanation of train operator codes and standard symbols)

- a Arrival time
- d Departure time
- u Stops to pick up only
- c Arrives 3 minutes earlier

D To Salisbury, see table 156

E Also calls at Brookwood 0625, Winchfield 0643 and Hook 0648

F Also calls at Surbiton 0700, Walton-On-Thames 0707, Weybridge 0711, Brookwood 0725, Winchfield 0744 and Hook 0748

G From Bristol Temple Meads, see table 133

London to Winchester, Fareham, Portsmouth, Southampton, Lymington, Yarmouth (IOW), Bournemouth and Weymouth

Saturdays

Operator	SW	SW	SW	XC	SW	SW	SW	SW	SW	SW	SW	SW	SW	SW	SW
Train ID	2B15	2S19	1T17	1004	1W17	1J17	2B15	2B19	1W59	1J19	2B19	2S23	1T21	1W19	1J21
Days of operation/Notes	D	D	D	H	D	D	D	D	D	D	D	D	D	D	D
1st Class/Reservations/Bus/Ferry	□	□	□	□◇	□	□	□	□	□	□	□	□	□	□	□
London Waterloo (WAT)	15 d		0809		0835				0905				0909	0935	
Clapham Junction (CLJ)	10 d								0912u						
Woking (WOK)	d		0834		0900								0934	1000	
Farnborough (Main) (FNB)	d		0845										0945		
Fleet (FLE)	d														
Reading (RDG)	7 d			0852											
Basingstoke (BSK)	d		0900	0912					0949				1000		
Micheldever (MIC)	d		0910										1010		
Winchester (WIN)	d		0919	0927	0933			0949	1005				1019	1033	
Shawford (SHW)	d							0954							
Romsey (ROM)	d	0907										1007			
Chandlers Ford (CFR)	d	0914										1014			
Eastleigh (ESL)	3 a	0920	0927					0959				1020	1027		
Eastleigh (ESL)	3 d	0921	0928					1000				1021	1028		
Hedge End (HDE)	d		0934										1034		
Botley (BOE)	d		0938										1038		
Fareham (FRM)	a		0946										1046		
Portchester (PTC)	a		0953										1053		
Cosham (CSA)	a		0958										1058		
Hilsea (HLS)	a		1003										1103		
Fratton (FTN)	a		1007										1107		
Portsmouth & Southsea (PMS)	a		1011										1111		
Portsmouth Harbour (PMH)	a		1018										1118		
Southampton Airport Parkwy (SOA)	← d	0925		0936	0942			1005	1014			1025		1042	
Swaythling (SWG)	d	0927										1027			
St Denys (SDN)	d	0930										1030			
Southampton Central (SOU)	a	←	0936	0942	0949			1012	1022		←	1036		1050	
Southampton Central (SOU)	d	0930	0937	0945	0951			1030	1024		1030	1037		1051	
Millbrook (Hants) (MBK)	d		0940					→				1040			
Redbridge (RDB)	d		0943a									1043a			
Totton (TTN)	d	0935										1035			
Ashurst New Forest (ANF)	d	0940										1040			
Beaulieu Road (BEU)	d	0944													
Brockenhurst (BCU)	3 a	0951		0958	1004		←	1037			1051			1105	
Brockenhurst (BCU)	3 d	1016		0959	1005	1012	1016	1038	1042	1116				1106	1112
Lymington Town (LYT)	d	→				1020			1050	→					1120
Lymington Pier (LYP)	a					1022			1052						1122
Lymington Pier (LYP)	d														
Yarmouth (I.O.W.) (YMH)	a														
Sway (SWY)	d						1021								
New Milton (NWM)	d						1026		1045						
Hinton Admiral (HNA)	d						1030								
Christchurch (CHR)	d						1035		1052						
Pokesdown (POK)	d						1038		1056						
Bournemouth (BMH)	a		1013	1020			1042		1100					1120	
Bournemouth (BMH)	d				1024		1044		1104					1124	
Branksome (BSM)	d				1029		1049							1129	
Parkstone (Dorset) (PKS)	d				1032		1052							1132	
Poole (POO)	4 a				1036		1055		1113					1136	
Poole (POO)	4 d				1037				1114					1137	
Hamworthy (HAM)	d				1042				1119					1142	
Holton Heath (HOL)	d								1123						
Wareham (WRM)	d				1049				1128					1149	
Wool (WOO)	d								1135						
Moreton (Dorset) (MTN)	d								1141						
Dorchester South (DCH)	d				1105				1149					1205	
Dorchester West (DCW)	d														
Upwey (UPW)	d								1155						
Weymouth (WEY)	a				1113				1200					1213	

NOTES (see introductory pages for explanation of train operator codes and standard symbols)

- a Arrival time
- d Departure time
- u Stops to pick up only

D To Salisbury, see table 156

H From Manchester Piccadilly, see table 50

London to Winchester, Fareham, Portsmouth, Southampton, Lymington, Yarmouth (IOW), Bournemouth and Weymouth

Saturdays

Operator	SW 2B19	GW 2074 J	SW 2B23	SW 1W61	SW 1J23		SW 2B23	SW 2S27 D	SW 1T25	XC 1008 H	SW 1W21	SW 1J25	SW 2B23	SW 2B27	SW 1W63
Train ID															
Days of operation/Notes															
1st Class/Reservations/Bus/Ferry															
Catering facilities															
London Waterloo (WAT)	15 d			1005					1009		1035				1105
Clapham Junction (CLJ)	10 d			1012u											1112u
Woking (WOK)	d								1034		1100				
Farnborough (Main) (FNB)	d								1045						
Fleet (FLE)	d														
Reading (RDG)	7 d									1051					
Basingstoke (BSK)	d			1049					1100	1111					1149
Micheldever (MIC)	d								1110						
Winchester (WIN)	d		1049	1105					1119	1129	1133			1149	1205
Shawford (SHW)	d		1054											1154	
Romsey (ROM)	d							1107							
Chandlers Ford (CFR)	d							1114							
Eastleigh (ESL)	3 a		1059					1120	1127					1159	
Eastleigh (ESL)	3 d		1100					1121	1128					1200	
Hedge End (HDE)	d								1134						
Botley (BOE)	d								1138						
Fareham (FRM)	a								1146						
Portchester (PTC)	a								1153						
Cosham (CSA)	a								1158						
Hilsea (HLS)	a								1203						
Fratton (FTN)	a								1207						
Portsmouth & Southsea (PMS)	a								1211						
Portsmouth Harbour (PMH)	a								1218						
Southampton Airport Parkway (SOA)	d		1105	1114				1125		1138	1142			1205	1214
Swaythling (SWG)	d							1127							
St Denys (SDN)	d							1130							
Southampton Central (SOU)	a		1112	1122			←	1136		1144	1150			1212	1222
Southampton Central (SOU)	d		1130	1124			1130	1137		1146	1153			1230	1224
Millbrook (Hants) (MBK)	d		↪					1140						↪	
Redbridge (RDB)	d							1143a							
Totton (TTN)	d							1135							
Ashurst New Forest (ANF)	d							1140							
Beaulieu Road (BEU)	d							1144							
Brockenhurst (BCU)	3 a	↪		1137				1151			1206		↪		1237
Brockenhurst (BCU)	3 d	1116		1138	1142			1216			1207	1212	1216		1238
Lymington Town (LYT)	d				1150			↪				1220			
Lymington Pier (LYP)	a				1152							1222			
Lymington Pier (LYP)	d					1200									
Yarmouth (I.O.W.) (YMH)	a					1240									
Sway (SWY)	d	1121												1221	
New Milton (NWM)	d	1126		1145										1226	1245
Hinton Admiral (HNA)	d	1130												1230	
Christchurch (CHR)	d	1135		1152										1235	1252
Pokesdown (POK)	d	1138		1156										1238	1256
Bournemouth (BMH)	a	1142		1200						1214	1222			1242	1300
Bournemouth (BMH)	d	1144		1204							1226			1244	1304
Branksome (BSM)	d	1149									1231			1249	
Parkstone (Dorset) (PKS)	d	1152									1234			1252	
Poole (POO)	4 a	1155		1213							1237			1255	1313
Poole (POO)	4 d			1214							1238				1314
Hamworthy (HAM)	d			1219							1243				1319
Holton Heath (HOL)	d			1223											1323
Wareham (WRM)	d			1228							1250				1328
Wool (WOO)	d			1235											1335
Moreton (Dorset) (MTN)	d			1241											1341
Dorchester South (DCH)	d			1249							1306				1349
Dorchester West (DCW)	d		1153												
Upwey (UPW)	d		1202	1255											1355
Weymouth (WEY)	a		1208	1300							1314				1400












NOTES (see introductory pages for explanation of train operator codes and standard symbols)

- a Arrival time
- d Departure time
- u Stops to pick up only

- D To Salisbury, see table 156
- H From Manchester Piccadilly, see table 50
- J From Gloucester, see table 133

London to Winchester, Fareham, Portsmouth, Southampton, Lymington, Yarmouth (IOW), Bournemouth and Weymouth

Saturdays

Operator Train ID Days of operation/Notes 1st Class/Reservations/Bus/Ferry	SW	SW	SW	SW	SW	SW	SW	GW	SW	SW	SW	SW		SW	SW	SW
	1J27	2B27	2S31 D	1T29	1W23	1J29	2B27	2O76 J	2B31	1W65	1J31			2B31	2S35 D	1T33
	□	□	□	□	□	□	□	□	□	□	□	□	☐	□	□	□
London Waterloo (WAT)  15 d				1109	1135									1205		1209
Clapham Junction (CLJ) 10 d														1212u		
Woking (WOK) d				1134	1200											1234
Farnborough (Main) (FNB) d				1145												1245
Fleet (FLE) d																
Reading (RDG) 7 d																
Basingstoke (BSK) d				1200										1248		1300
Micheldever (MIC) d				1210												1310
Winchester (WIN) d				1220	1233					1249	1305					1319
Shawford (SHW) d										1254						
Romsey (ROM) d			1207													1307
Chandlers Ford (CFR) d			1214													1314
Eastleigh (ESL) 3 a			1220	1228						1259						1320
Eastleigh (ESL) 3 d			1221	1228						1300						1321
Hedge End (HDE) d				1234												1324
Botley (BOE) d				1238												1338
Fareham (FRM) a				1246												1346
Portchester (PTC) a				1253												1353
Cosham (CSA) a				1258												1358
Hilsea (HLS) a				1303												1403
Fratton (FTN) a				1307												1407
Portsmouth & Southsea (PMS) a				1311												1411
Portsmouth Harbour (PMH)  a				1318												1418
Southampton Airport Parkwy (SOA)  d			1225		1242					1305	1314					1325
Swaythling (SWG) d			1227													1327
St Denys (SDN) d			1230													1330
Southampton Central (SOU) a			1236		1249					1312	1322					1336
Southampton Central (SOU) d		1230	1237		1251					1330	1324			1330		1337
Millbrook (Hants) (MBK) d			1240													1340
Redbridge (RDB) d			1243a													1343a
Totton (TTN) d		1235														1335
Ashurst New Forest (ANF) d		1240														1340
Beaulieu Road (BEU) d																1344
Brockenhurst (BCU) 3 a		1251			1304						1337					1351
Brockenhurst (BCU) 3 d	1242	1316			1305	1312	1316				1338	1342				1416
Lymington Town (LYT) d	1250					1320						1350				
Lymington Pier (LYP) a	1252					1322						1352				
Lymington Pier (LYP)  d													1400			
Yarmouth (I.O.W.) (YMH)  a													1440			
Sway (SWY) d								1321								
New Milton (NWM) d								1326				1345				
Hinton Admiral (HNA) d								1330								
Christchurch (CHR) d								1335				1352				
Pokesdown (POK) d								1338				1356				
Bournemouth (BMH) a					1320			1342				1400				
Bournemouth (BMH) d					1324			1344				1404				
Branksome (BSM) d					1329			1349								
Parkstone (Dorset) (PKS) d					1332			1352								
Poole (POO) 4 a					1336			1355								1413
Poole (POO) 4 d						1337										1414
Hamworthy (HAM) d						1342										1419
Holton Heath (HOL) d																1423
Wareham (WRM) d						1349										1428
Wool (WOO) d																1435
Moreton (Dorset) (MTN) d																1441
Dorchester South (DCH) d						1405										1449
Dorchester West (DCW) d									1354							
Upwey (UPW) d									1403							1455
Weymouth (WEY) a					1414				1408							1500

NOTES (see introductory pages for explanation of train operator codes and standard symbols)

- a Arrival time
- d Departure time
- u Stops to pick up only

- D To Salisbury, see table 156
- J From Gloucester, see table 133

London to Winchester, Fareham, Portsmouth, Southampton, Lymington, Yarmouth (IOW), Bournemouth and Weymouth

Saturdays

Operator	XC	SW	SW	SW	SW	SW	SW	SW	SW	SW	SW	SW	SW	SW	SN	SW
Train ID	1012	1W25	1J33	2B31	2B35	1W67	1J35	2B35	2S39	1T37	1W27	1J37	2B35	1Y65	2B39	
Days of operation/Notes	H	□	□	□	□	□	□	□	□	□	□	□	□	□	□	
1st Class/Reservations/Bus/Ferry	◇															
Catering facilities	⚡															
London Waterloo (WAT)	15 d		1235								1309	1335				
Clapham Junction (CLJ)	10 d															
Woking (WOK)	d		1302								1334	1400				
Farnborough (Main) (FNB)	d										1345					
Fleet (FLE)	d															
Reading (RDG)	7 d	1252														
Basingstoke (BSK)	d	1311									1400					
Micheldever (MIC)	d										1410					
Winchester (WIN)	d	1326	1334			1349	1405				1419	1433			1449	
Shawford (SHW)	d					1354									1454	
Romsey (ROM)	d										1407					
Chandlers Ford (CFR)	d										1414					
Eastleigh (ESL)	3 a										1420	1429			1459	
Eastleigh (ESL)	3 d					1400					1421	1429		1441	1500	
Hedge End (HDE)	d											1435				
Botley (BOE)	d											1439				
Fareham (FRM)	a											1447		1500		
Portchester (PTC)	a											1453				
Cosham (CSA)	a											1458				
Hilsea (HLS)	a											1503				
Fratton (FTN)	a											1507				
Portsmouth & Southsea (PMS)	a											1511				
Portsmouth Harbour (PMH)	a											1518				
Southampton Airport Parkwy (SOA)	← d	1334	1343			1405	1414				1425		1442		1505	
Swaythling (SWG)	d										1427					
St Denys (SDN)	d										1430					
Southampton Central (SOU)	a	1341	1350			1412	1422		←		1435	1449			1514	
Southampton Central (SOU)	d	1344	1351			1430	1424			1430	1437	1451			1530	
Millbrook (Hants) (MBK)	d					↘					1440				↘	
Redbridge (RDB)	d										1443a					
Totton (TTN)	d										1435					
Ashurst New Forest (ANF)	d										1440					
Beaulieu Road (BEU)	d															
Brockenhurst (BCU)	3 a		1405		←		1437				1451		1504	←		
Brockenhurst (BCU)	3 d		1406	1412	1416		1438	1442	1516				1505	1512	1516	
Lymington Town (LYT)	d			1420				1450	↘					1520		
Lymington Pier (LYP)	a			1422				1452						1522		
Lymington Pier (LYP)	d															
Yarmouth (I.O.W.) (YMH)	a															
Sway (SWY)	d				1421										1521	
New Milton (NWM)	d				1426		1445								1526	
Hinton Admiral (HNA)	d				1430										1530	
Christchurch (CHR)	d				1435		1452								1535	
Pokesdown (POK)	d				1438		1456								1538	
Bournemouth (BMH)	a	1412	1420		1442		1500					1520			1542	
Bournemouth (BMH)	d		1424		1444		1504					1524			1544	
Branksome (BSM)	d		1429		1449							1529			1549	
Parkstone (Dorset) (PKS)	d		1432		1452							1532			1552	
Poole (POO)	4 a		1436		1455							1536			1555	
Poole (POO)	4 d		1437				1514					1537				
Hamworthy (HAM)	d		1442				1519					1542				
Holton Heath (HOL)	d						1523									
Wareham (WRM)	d		1449				1528					1549				
Wool (WOO)	d						1535									
Moreton (Dorset) (MTN)	d						1541									
Dorchester South (DCH)	d		1505				1549					1607c				
Dorchester West (DCW)	d															
Upwey (UPW)	d						1555									
Weymouth (WEY)	a		1513				1600					1615				

NOTES (see introductory pages for explanation of train operator codes and standard symbols)

- a Arrival time
- d Departure time
- u Stops to pick up only
- c Arrives 3 minutes earlier

- D To Salisbury, see table 156
- H From Manchester Piccadilly, see table 50
- K To Brighton, see table 178

London to Winchester, Fareham, Portsmouth, Southampton, Lymington, Yarmouth (IOW), Bournemouth and Weymouth

Saturdays

Operator Train ID Days of operation/Notes 1st Class/Reservations/Bus/Ferry Catering facilities	SW 1W69	SW 1J39		SW 2B39	SW 2S43 D	SW 1T41	XC 1016 H 1◇ ⚓	SW 1W29	SW 1J41	SW 2B39	GW 2078 L L	SW 2B43	SW 1W71	SW 1J43	SW 2B43
London Waterloo (WAT) ⇄	1405					1409		1435					1505		
Clapham Junction (CLJ)	1411u												1512u		
Woking (WOK)						1434		1500							
Farnborough (Main) (FNB)						1445									
Fleet (FLE)															
Reading (RDG)							1452								
Basingstoke (BSK)	1449					1500	1512						1549		
Micheldever (MIC)						1510									
Winchester (WIN)	1505					1519	1527	1533				1549	1605		
Shawford (SHW)												1554			
Romsey (ROM)					1507										
Chandlers Ford (CFR)					1514										
Eastleigh (ESL)					1520	1527							1559		
Eastleigh (ESL)					1521	1528						1600			
Hedge End (HDE)						1534									
Botley (BOE)						1538									
Fareham (FRM)						1546									
Portchester (PTC)						1553									
Cosham (CSA)						1558									
Hilsea (HLS)						1603									
Fratton (FTN)						1607									
Portsmouth & Southsea (PMS)						1611									
Portsmouth Harbour (PMH)						1618									
Southampton Airport Parkwy (SOA) ←	1514				1525		1536	1542				1605	1614		
Swaythling (SWG)					1527										
St Denys (SDN)					1530										
Southampton Central (SOU)	1522			←	1536		1543	1549				1612	1622		←
Southampton Central (SOU)	1524			1530	1537		1545	1551				1630	1624		1630
Millbrook (Hants) (MBK)					1540										
Redbridge (RDB)					1543a										
Totton (TTN)					1535										1635
Ashurst New Forest (ANF)					1540										1640
Beaulieu Road (BEU)					1544										
Brockenhurst (BCU)	1537				1551			1605		←			1637		1651
Brockenhurst (BCU)	1538	1542			1616			1606	1612	1616			1638	1642	1716
Lymington Town (LYT)		1550			↘				1620					1650	↘
Lymington Pier (LYP)		1552							1622					1652	
Lymington Pier (LYP)			1600												
Yarmouth (I.O.W.) (YMH)			1640												
Sway (SWY)											1621				
New Milton (NWM)	1545										1626		1645		
Hinton Admiral (HNA)											1630				
Christchurch (CHR)	1552										1635		1652		
Pokesdown (POK)	1556										1638		1656		
Bournemouth (BMH)	1600						1613	1620			1642		1700		
Bournemouth (BMH)	1604							1624			1644		1704		
Branksome (BSM)								1629			1649				
Parkstone (Dorset) (PKS)								1632			1652				
Poole (POO)	1613							1636			1655		1713		
Poole (POO)	1614							1637					1714		
Hamworthy (HAM)	1619							1642					1719		
Holton Heath (HOL)	1623												1723		
Wareham (WRM)	1628							1649					1728		
Wool (WOO)	1635												1735		
Moreton (Dorset) (MTN)	1641												1741		
Dorchester South (DCH)	1649							1705					1749		
Dorchester West (DCW)											1653				
Upwey (UPW)	1656										1702		1755		
Weymouth (WEY)	1700							1714			1708		1800		

NOTES (see introductory pages for explanation of train operator codes and standard symbols)

- a Arrival time
- d Departure time
- u Stops to pick up only

- D To Salisbury, see table 156
- H From Manchester Piccadilly, see table 50
- L From Worcester Foregate Street, see table 133

London to Winchester, Fareham, Portsmouth, Southampton, Lymington, Yarmouth (IOW), Bournemouth and Weymouth

Saturdays

Operator	SW	SW	SW	SW	SW	SW	SW	SW	SW		SW	SW	SW	XC	SW	SW
Train ID	2S47	1T45	1W31	1J45	2B43	2B47	1W73	1J47			2B47	2S51	1T49	1020	1W33	1J49
Days of operation/Notes	D	D	D	D	D	D	D	D			D	D	D	H	D	D
Catering facilities																
London Waterloo (WAT)	15 d		1509	1535			1605						1609		1635	
Clapham Junction (CLJ)	10 d						1612u									
Woking (WOK)	d		1534	1600									1634		1700	
Farnborough (Main) (FNB)	d		1545										1645			
Fleet (FLE)	d															
Reading (RDG)	7 d													1652		
Basingstoke (BSK)	d		1600				1649						1700	1712		
Micheldever (MIC)	d		1610										1710			
Winchester (WIN)	d		1619	1633			1649	1705					1719	1727	1733	
Shawford (SHW)	d						1654									
Romsey (ROM)	d	1607										1707				
Chandlers Ford (CFR)	d	1614										1714				
Eastleigh (ESL)	3 a	1620	1627				1659					1720	1727			
Eastleigh (ESL)	3 d	1621	1628				1700					1721	1728			
Hedge End (HDE)	d		1634										1734			
Botley (BOE)	d		1638										1738			
Fareham (FRM)	a		1646										1746			
Portchester (PTC)	a		1653										1753			
Cosham (CSA)	a		1658										1758			
Hilsea (HLS)	a		1703										1803			
Fratton (FTN)	a		1707										1807			
Portsmouth & Southsea (PMS)	a		1711										1811			
Portsmouth Harbour (PMH)	a		1718										1818			
Southampton Airport Parkwy (SOA)	← d	1625		1642			1705	1714				1725		1736	1742	
Swaythling (SWG)	d	1627										1727				
St Denys (SDN)	d	1630										1730				
Southampton Central (SOU)	a	1636		1649			1712	1722			←	1736		1742	1749	
Southampton Central (SOU)	d	1637		1651			1730	1724			1730	1737		1745	1751	
Millbrook (Hants) (MBK)	d	1640					↘					1740				
Redbridge (RDB)	d	1643a										1743a				
Totton (TTN)	d											1735				
Ashurst New Forest (ANF)	d											1740				
Beaulieu Road (BEU)	d											1744				
Brockenhurst (BCU)	3 a			1704		←		1737				1751			1804	
Brockenhurst (BCU)	3 d			1705	1712	1716		1738	1742			1816			1805	1812
Lymington Town (LYT)	d				1720				1750			↘				1820
Lymington Pier (LYP)	a				1722				1752							1822
Lymington Pier (LYP)	d									1800						
Yarmouth (I.O.W.) (YMH)	a									1840						
Sway (SWY)	d					1721										
New Milton (NWM)	d					1726		1745								
Hinton Admiral (HNA)	d					1730										
Christchurch (CHR)	d					1735		1752								
Pokesdown (POK)	d					1738		1756								
Bournemouth (BMH)	a			1720		1742		1800						1813	1820	
Bournemouth (BMH)	d			1724		1744		1804							1824	
Branksome (BSM)	d			1729		1749									1829	
Parkstone (Dorset) (PKS)	d			1732		1752									1832	
Poole (POO)	4 a			1736		1755		1813							1836	
Poole (POO)	4 d			1737				1814							1837	
Hamworthy (HAM)	d			1742				1819							1842	
Holton Heath (HOL)	d							1823								
Wareham (WRM)	d			1749				1828							1849	
Wool (WOO)	d							1835								
Moreton (Dorset) (MTN)	d							1841								
Dorchester South (DCH)	d			1805				1849							1905	
Dorchester West (DCW)	d															
Upwey (UPW)	d							1855								
Weymouth (WEY)	a			1813				1900							1913	

NOTES (see introductory pages for explanation of train operator codes and standard symbols)














- a Arrival time
- d Departure time
- u Stops to pick up only

D To Salisbury, see table 156

H From Manchester Piccadilly, see table 50

London to Winchester, Fareham, Portsmouth, Southampton, Lymington, Yarmouth (IOW), Bournemouth and Weymouth

Saturdays

Operator	SW 2B47	SW 2B51	SW 1W75	SW 1J51	SW 2B51	SW 2S55 D	SW 1T53	SW 1W35	SW 1J53	SW 2B51	GW 2O82 J	SW 2B55	SW 1W77	SW 2B55	SW 1J55
Train ID															
Days of operation/Notes 1st Class/Reservations/Bus/Ferry	□	□	□	□	□	□	□	□	□	□	□	□	□	□	□
London Waterloo (WAT)  15 d			1705				1709	1735						1805	
Clapham Junction (CLJ) 10 d			1712u											1812u	
Woking (WOK) d							1734	1800							
Farnborough (Main) (FNB) d							1745								
Fleet (FLE) d															
Reading (RDG) 7 d															
Basingstoke (BSK) d			1749				1800							1849	
Micheldever (MIC) d							1810								
Winchester (WIN) d		1749	1805				1819	1833				1849	1905		
Shawford (SHW) d		1754										1854			
Romsey (ROM) d						1807									
Chandlers Ford (CFR) d						1814									
Eastleigh (ESL) 3 a		1759				1820	1827					1859			
Eastleigh (ESL) 3 d		1800				1821	1828					1900			
Hedge End (HDE) d							1834								
Botley (BOE) d							1838								
Fareham (FRM) a							1846								
Portchester (PTC) a							1853								
Cosham (CSA) a							1858								
Hilsea (HLS) a							1903								
Fratton (FTN) a							1907								
Portsmouth & Southsea (PMS) a							1911								
Portsmouth Harbour (PMH)  a							1918								
Southampton Airport Parkwy (SOA)  d		1805	1814			1825		1842				1905	1914		
Swaythling (SWG) d						1827									
St Denys (SDN) d						1830									
Southampton Central (SOU) a		1812	1822			1836		1850				1912	1921		
Southampton Central (SOU) d		1830	1824		1830	1837		1851				1930	1924	1930	
Millbrook (Hants) (MBK) d						1840									
Redbridge (RDB) d						1843a									
Totton (TTN) d						1835									1935
Ashurst New Forest (ANF) d						1840									1940
Beaulieu Road (BEU) d															1944
Brockenhurst (BCU) 3 a			1837		1851			1904					1937	1951	
Brockenhurst (BCU) 3 d	1816		1838	1842	1916			1905	1912	1916			1938	2016	1942
Lymington Town (LYT) d				1850					1920						1950
Lymington Pier (LYP) a				1852					1922						1952
Lymington Pier (LYP)  d															
Yarmouth (I.O.W.) (YMH)  a															
Sway (SWY) d	1821										1921				
New Milton (NWM) d	1826		1845								1926		1945		
Hinton Admiral (HNA) d	1830										1930				
Christchurch (CHR) d	1835		1852								1935		1952		
Pokesdown (POK) d	1838		1856								1938		1956		
Bournemouth (BMH) a	1842		1900					1920		1942			2000		
Bournemouth (BMH) d	1844		1904					1924		1944			2004		
Branksome (BSM) d	1849							1929		1949					
Parkstone (Dorset) (PKS) d	1852							1932		1952					
Poole (POO) 4 a	1855		1913					1936		1955			2013		
Poole (POO) 4 d			1914					1937					2014		
Hamworthy (HAM) d			1919					1942					2019		
Holton Heath (HOL) d			1923										2023		
Wareham (WRM) d			1928					1949					2028		
Wool (WOO) d			1935										2035		
Moreton (Dorset) (MTN) d			1941										2041		
Dorchester South (DCH) d			1949					2005					2049		
Dorchester West (DCW) d											1953				
Upwey (UPW) d			1955								2002		2055		
Weymouth (WEY) a			2000					2014			2008		2101		

NOTES (see introductory pages for explanation of train operator codes and standard symbols)

- a Arrival time
- d Departure time
- u Stops to pick up only

- D To Salisbury, see table 156
- J From Gloucester, see table 133

London to Winchester, Fareham, Portsmouth, Southampton, Lymington, Yarmouth (IOW), Bournemouth and Weymouth

Saturdays

Operator	Train ID	Days of operation/Notes	1st Class/Reservations/Bus/Ferry	Catering facilities	SW 2S59 D	SW 1T57	XC 1024 H	SW 1W37	SW 1J57	SW 2B55	SW 2B59	SW 1W79	SW 2B59	SW 1J59	SW 2S63 D	SW 1T61	SW 1W81	SW 1J61
London Waterloo (WAT)	15 d					1809		1835				1905				1909	1935	
Clapham Junction (CLJ)	10 d											1912u						
Woking (WOK)	d					1834		1900								1934	2000	
Farnborough (Main) (FNB)	d					1845										1945		
Fleet (FLE)	d																	
Reading (RDG)	7 d						1852											
Basingstoke (BSK)	d					1900	1912					1949				2000		
Micheldever (MIC)	d					1910										2010		
Winchester (WIN)	d					1919		1933			1954	2006				2019	2033	
Shawford (SHW)	d									1959								
Romsey (ROM)	d					1908									2007			
Chandlers Ford (CFR)	d					1915									2014			
Eastleigh (ESL)	3 a					1921	1927				2004				2020	2027		
Eastleigh (ESL)	3 d					1921	1928				2005				2021	2028		
Hedge End (HDE)	d						1934									2034		
Botley (BOE)	d						1938									2038		
Fareham (FRM)	a						1946									2046		
Portchester (PTC)	a						1953									2053		
Cosham (CSA)	a						1958									2058		
Hilsea (HLS)	a						2003									2103		
Fratton (FTN)	a						2007									2107		
Portsmouth & Southsea (PMS)	a						2011									2111		
Portsmouth Harbour (PMH)	a						2018									2116		
Southampton Airport Parkwy (SOA)	4 d					1925		1936	1942		2009	2014			2025		2042	
Swaythling (SWG)	d					1927									2027			
St Denys (SDN)	d					1930									2030			
Southampton Central (SOU)	a					1936		1942	1949		2016	2022	←		2036		2049	
Southampton Central (SOU)	d					1937		1944	1951		2030	2024	2030		2037		2051	
Millbrook (Hants) (MBK)	d					1940					→				2040			
Redbridge (RDB)	d					1943a									2043a			
Totton (TTN)	d												2035					
Ashurst New Forest (ANF)	d												2040					
Beaulieu Road (BEU)	d																	
Brockenhurst (BCU)	3 a						1957	2004		←		2037	2051				2104	
Brockenhurst (BCU)	3 d						1958	2005	2012	2016		2038	2116	2042			2105	2112
Lymington Town (LYT)	d							2020					←	2050				2120
Lymington Pier (LYP)	a							2022						2052				2122
Lymington Pier (LYP)	d	2005																
Yarmouth (I.O.W.) (YMH)	a	2045																
Sway (SWY)	d									2021								
New Milton (NWM)	d									2026		2045						
Hinton Admiral (HNA)	d									2030								
Christchurch (CHR)	d									2035		2052						
Pokesdown (POK)	d									2038		2056						
Bournemouth (BMH)	a						2012	2020		2042		2100					2120	
Bournemouth (BMH)	d							2024		2044		2104					2124	
Branksome (BSM)	d							2029		2049							2129	
Parkstone (Dorset) (PKS)	d							2032		2052							2132	
Poole (POO)	4 a							2036		2055		2113					2136	
Poole (POO)	4 d							2037				2114					2137	
Hamworthy (HAM)	d							2042				2119					2142	
Holton Heath (HOL)	d																	
Wareham (WRM)	d							2049				2126					2149	
Wool (WOO)	d											2133					2155	
Moreton (Dorset) (MTN)	d											2143e					2201	
Dorchester South (DCH)	d							2105				2151					2209	
Dorchester West (DCW)	d																	
Upwey (UPW)	d											2158					2216	
Weymouth (WEY)	a							2113				2202					2220	

NOTES (see introductory pages for explanation of train operator codes and standard symbols)

- a Arrival time
- d Departure time
- u Stops to pick up only
- e Arrives 4 minutes earlier

D To Salisbury, see table 156

H From Manchester Piccadilly, see table 50

London to Winchester, Fareham, Portsmouth, Southampton, Lymington, Yarmouth (IOW), Bournemouth and Weymouth

Saturdays

Operator Train ID Days of operation/Notes 1st Class/Reservations/Bus/Ferry Catering facilities	SW 2B59	SW 2B63	SW 1B65	SW 1J63	SW 2S67 D	SW 1T65	XC 1028 H 1◇ ⚓	GW 2098 G ⚓	SW 1W83	SW 1J65	SW 2B67	GW 2M95 M	SW 1B69	SW 2S71 D	SW 2T67 N
London Waterloo (WAT) ⇄	15 d		2005			2009			2035				2105		2042
Clapham Junction (CLJ)	10 d		2012u										2112u		
Woking (WOK)	d					2034			2100				2132		2119
Farnborough (Main) (FNB)	d					2045									2133
Fleet (FLE)	d														2138
Reading (RDG)	7 d						2052								
Basingstoke (BSK)	d		2049			2100	2112						2151		2200
Micheldever (MIC)	d					2110									2210
Winchester (WIN)	d	2049	2105			2119			2133		2152		2208		2219
Shawford (SHW)	d	2054									2157				
Romsey (ROM)	d				2107									2207	
Chandlers Ford (CFR)	d				2114									2214	
Eastleigh (ESL)	3 a	2059			2120	2127					2202		2216	2220	2227
Eastleigh (ESL)	3 d	2100			2121	2128					2203	2209	2216	2222	2228
Hedge End (HDE)	d					2134									2234
Botley (BOE)	d					2138									2238
Fareham (FRM)	a					2146									2249
Portchester (PTC)	a					2153									2255
Cosham (CSA)	a					2158									2259
Hilsea (HLS)	a					2203									2304
Fratton (FTN)	a					2207									2309
Portsmouth & Southsea (PMS)	a					2211									2313
Portsmouth Harbour (PMH) ⚓	a					2218									2318
Southampton Airport Parkwy (SOA) ⇄	d	2105	2114		2125		2136		2142		2208	2213	2220	2226	
Swaythling (SWG)	d				2127										2228
St Denys (SDN)	d				2130										2231
Southampton Central (SOU)	a	2112	2122		2136		2145		2149		2217	2223	2227	2236	
Southampton Central (SOU)	d		2124		2137		2146		2151				2229	2238	
Millbrook (Hants) (MBK)	d				2140										2240
Redbridge (RDB)	d				2143a										2244a
Totton (TTN)	d		2129											2234	
Ashurst New Forest (ANF)	d		2134											2239	
Beaulieu Road (BEU)	d														
Brockenhurst (BCU)	3 a	↔	2142						2204					2247	
Brockenhurst (BCU)	3 d	2116	2143	2148					2205	2218			2248		
Lymington Town (LYT)	d			2156						2226					
Lymington Pier (LYP)	a			2158						2228					
Lymington Pier (LYP) ⚓	d														
Yarmouth (I.O.W.) (YMH) ⚓	a														
Sway (SWY)	d	2120	2148											2253	
New Milton (NWM)	d	2125	2153											2258	
Hinton Admiral (HNA)	d	2129	2157											2302	
Christchurch (CHR)	d	2134	2202											2307	
Pokesdown (POK)	d	2138	2206											2311	
Bournemouth (BMH)	a	2142	2210				2215		2220					2315	
Bournemouth (BMH)	d	2146	2212						2224					2317	
Branksome (BSM)	d	2151	2217						2229					2322	
Parkstone (Dorset) (PKS)	d	2154	2221						2232					2326	
Poole (POO)	4 a	2157	2226						2236					2330	
Poole (POO)	4 d								2237						
Hamworthy (HAM)	d								2242						
Holton Heath (HOL)	d														
Wareham (WRM)	d								2249						
Wool (WOO)	d								2255						
Moreton (Dorset) (MTN)	d								2301						
Dorchester South (DCH)	d								2309						
Dorchester West (DCW)	d								2253						
Upwey (UPW)	d								2302	2316					
Weymouth (WEY)	a								2307	2320					

NOTES (see introductory pages for explanation of train operator codes and standard symbols)

- a Arrival time
- d Departure time
- u Stops to pick up only

- D To Salisbury, see table 156
- G From Bristol Temple Meads, see table 133
- H From Manchester Piccadilly, see table 50
- M To Westbury, see table 133
- N Also calls at Surbiton 2100, Walton-On-Thames 2107, Weybridge 2111, Brookwood 2125, Winchfield 2144 and Hook 2148

London to Winchester, Fareham, Portsmouth, Southampton, Lymington, Yarmouth (IOW), Bournemouth and Weymouth

Saturdays

Operator	XC	SW	SW	SW	SW	XC	SW	SW	SW	SW	SW	SW	
Train ID	1030	1W85	1B73	2S75	2T71	1034	1B75	1B77	2T75	2B77	1B81	1B01	
Days of operation/Notes	H	□	□	D	P	H	□	□	□	□	□	□	
1st Class/Reservations/Bus/Ferry	◇			□	□	◇							
Catering facilities	⚡					⚡							
London Waterloo (WAT)	15 d		2135	2205		2142		2235	2305		2335	0010	0105
Clapham Junction (CLJ)	10 d			2212u						2342u	0017u	0115	
Woking (WOK)	d		2200	2232		2219		2300	2332		0003	0040	0149
Farnborough (Main) (FNB)	d					2233					0014		0158s
Fleet (FLE)	d					2238					0020		0204s
Reading (RDG)	7 d	2152					2252						
Basingstoke (BSK)	d	2212		2252		2300	2314		2352		0035	0100	0216s
Micheldever (MIC)	d					2310			0002				
Winchester (WIN)	d		2233	2308		2319		2333	0011		0051	0116	0233s
Shawford (SHW)	d			2313					0016				
Romsey (ROM)	d				2311								
Chandlers Ford (CFR)	d				2318								
Eastleigh (ESL)	3 a			2318	2324	2327			0022		0059	0124	0242s
Eastleigh (ESL)	3 d			2319	2324	2328			0022	0030	0100	0125	
Hedge End (HDE)	d					2334				0036s			
Botley (BOE)	d					2338				0039s			
Fareham (FRM)	a					2346				0047s			
Portchester (PTC)	a					2353				0053s			
Cosham (CSA)	a					2358				0057s			
Hilsea (HLS)	a					0003							
Fratton (FTN)	a					0007				0105s			
Portsmouth & Southsea (PMS)	a					0010				0108			
Portsmouth Harbour (PMH)	a					0015							
Southampton Airport Parkway (SOA)	4 d	2236	2242	2323	2328		2336	2342	0026		0105	0129	0246s
Swaythling (SWG)	d				2331								
St Denys (SDN)	d				2334				0030s				0251s
Southampton Central (SOU)	a	2242	2249	2330	2339		2343	2349	0035		0112	0136	0256
Southampton Central (SOU)	d	2245	2251	2332	2342			2351	0037			0138	
Millbrook (Hants) (MBK)	d				2344								
Redbridge (RDB)	d				2348a								
Totton (TTN)	d			2337						0042s		0143s	
Ashurst New Forest (ANF)	d			2342									
Beaulieu Road (BEU)	d												
Brockenhurst (BCU)	3 a		2304	2350				0004	0053s			0154s	
Brockenhurst (BCU)	3 d		2305	2351				0005					
Lymington Town (LYT)	d												
Lymington Pier (LYP)	a												
Lymington Pier (LYP)	d												
Yarmouth (I.O.W.) (YMH)	a												
Sway (SWY)	d			2355									
New Milton (NWM)	d			2359					0100s			0204s	
Hinton Admiral (HNA)	d			0004									
Christchurch (CHR)	d			0009						0107s		0211s	
Pokesdown (POK)	d			0012						0111s		0215s	
Bournemouth (BMH)	a	2318	2324	0016				0022	0115			0219	
Bournemouth (BMH)	d		2327	0018				0023	0117				
Branksome (BSM)	d		2332	0021				0028	0122s				
Parkstone (Dorset) (PKS)	d		2335	0024				0031	0125s				
Poole (POO)	4 a		2339	0030				0036	0128				
Poole (POO)	4 d		2340										
Hamworthy (HAM)	d		2345										
Holton Heath (HOL)	d												
Wareham (WRM)	d		2351										
Wool (WOO)	d		2358										
Moreton (Dorset) (MTN)	d		0004										
Dorchester South (DCH)	d		0012										
Dorchester West (DCW)	d												
Upwey (UPW)	d		0018										
Weymouth (WEY)	a		0023										

NOTES (see introductory pages for explanation of train operator codes and standard symbols)

- a Arrival time
- d Departure time
- s Stops to set down only
- u Stops to pick up only

D To Salisbury, see table 156

H From Manchester Piccadilly, see table 50


P Also calls at Surbiton 2200, Walton-On-Thames 2207, Weybridge 2211, Brookwood 2225, Winchfield 2244 and Hook 2248

Q Also calls at Wimbledon 0023

R Also calls at Vauxhall 0109, Wimbledon 0127 and Surbiton 0135

London to Winchester, Fareham, Portsmouth, Southampton, Lymington, Yarmouth (IOW), Bournemouth and Weymouth

Sundays

Operator Train ID Days of operation/Notes 1st Class/Reservations/Bus/Ferry	SW	SW	SW	SW	SW	SW		SW	SW	SW	SW	GW	SW	SW	SW
	1W11	1B11	1J13	1T11	1W15	1J15		2S97 B	1B15	1T15	1J17	2071 C	1W19	1J19	2S21 D
London Waterloo (WAT)									0753				0835		
Clapham Junction (CLJ)									0803u				0845u		
Woking (WOK)									0828				0909		
Farnborough (Main) (FNB)															
Fleet (FLE)															
Reading (RDG)															
Basingstoke (BSK)		0748		0748					0848				0929		
Micheldever (MIC)		0758		0758					0858						
Winchester (WIN)		0807		0807					0908				0946		
Shawford (SHW)		0812		0812					0912						
Romsey (ROM)								0835							0935
Chandlers Ford (CFR)								0842							0942
Eastleigh (ESL)		0817		0817				0847	0918						0948
Eastleigh (ESL)		0821		0824				0854	0922	0926					0954
Hedge End (HDE)				0830						0932					
Botley (BOE)				0834						0936					
Fareham (FRM)				0841						0943					
Portchester (PTC)				0847						0950					
Cosham (CSA)				0852						0954					
Hilsea (HLS)				0900						1002					
Fratton (FTN)				0904						1011					
Portsmouth & Southsea (PMS)				0908						1014					
Portsmouth Harbour (PMH)				0920						1020					
Southampton Airport Parkwy (SOA)		0825						0858	0927				0955		0958
Swaythling (SWG)								0901							1001
St Denys (SDN)								0904							1004
Southampton Central (SOU)		0832						0909	0934				1002		1009
Southampton Central (SOU)		0834			0903			0910	0935				1003		1010
Millbrook (Hants) (MBK)								0913							1013
Redbridge (RDB)								0916a							1016a
Totton (TTN)		0839							0941						
Ashurst New Forest (ANF)		0844							0945						
Beaulieu Road (BEU)		0848							0950						
Brockenhurst (BCU)		0854			0916				0956				1017		
Brockenhurst (BCU)		0855	0859		0917	0929			0957		0959		1017	1029	
Lymington Town (LYT)			0907			0937					1007			1037	
Lymington Pier (LYP)			0909			0939					1009			1039	
Lymington Pier (LYP)							1000								
Yarmouth (I.O.W.) (YMH)							1040								
Sway (SWY)		0900							1001						
New Milton (NWM)		0905			0924				1006				1024		
Hinton Admiral (HNA)		0909							1010						
Christchurch (CHR)		0914							1015						
Pokesdown (POK)		0917							1019						
Bournemouth (BMH)		0921			0934				1023				1034		
Bournemouth (BMH)		0839	0924		0939				1024				1039		
Branksome (BSM)		0844			0944								1044		
Parkstone (Dorset) (PKS)		0847			0947								1047		
Poole (POO)		0850	0933		0950				1033				1050		
Poole (POO)		0851			0951								1051		
Hamworthy (HAM)		0856			0956								1056		
Holton Heath (HOL)															
Wareham (WRM)		0903			1003								1103		
Wool (WOO)		0910			1010								1110		
Moreton (Dorset) (MTN)		0916			1016								1116		
Dorchester South (DCH)		0924			1024								1124		
Dorchester West (DCW)												1038			
Upwey (UPW)		0931			1031							1046	1131		
Weymouth (WEY)		0935			1035							1051	1135		

NOTES (see introductory pages for explanation of train operator codes and standard symbols)

- a Arrival time
- d Departure time
- u Stops to pick up only

- B From Salisbury to Salisbury, see table 156
- C From Westbury, see table 133
- D To Salisbury, see table 156

London to Winchester, Fareham, Portsmouth, Southampton, Lymington, Yarmouth (IOW), Bournemouth and Weymouth

Sundays

Operator	SW 1B19	SW 1T19	SW 1J21	XC 1006	GW 2074 E	SW 1W23	SW 1J23		SW 2S25 D	SW 1B23	SW 1T23	SW 1J25	SW 1W27	SW 1J27	SW 2S29 D	
Train ID	□	□	□	□◇	□	□	□	☰	□	□	□	□	□	□	□	
Days of operation/Notes																
1st Class/Reservations/Bus/Ferry																
Catering facilities																
London Waterloo (WAT) ↻	15	d	0853			0935				0953			1035			
Clapham Junction (CLJ)	10	d	0903u			0945u				1003u			1045u			
Woking (WOK)		d	0928			1009				1028			1108			
Farnborough (Main) (FNB)		d														
Fleet (FLE)		d														
Reading (RDG)	7	d		0952												
Basingstoke (BSK)		d	0948	1012		1029				1048			1128			
Micheldever (MIC)		d	0958							1058						
Winchester (WIN)		d	1008	1027		1046				1108			1144			
Shawford (SHW)		d	1012							1112						
Romsey (ROM)		d							1035						1135	
Chandlers Ford (CFR)		d							1042						1142	
Eastleigh (ESL)	3	a	1018						1048	1118					1148	
Eastleigh (ESL)	3	d	1022	1026					1054	1122	1126				1154	
Hedge End (HDE)		d		1032							1132					
Botley (BOE)		d		1036							1136					
Fareham (FRM)		a		1043							1143					
Portchester (PTC)		a		1050							1150					
Cosham (CSA)		a		1054							1154					
Hilsea (HLS)		a		1102							1200					
Fratton (FTN)		a		1111							1209					
Portsmouth & Southsea (PMS)		a		1114							1213					
Portsmouth Harbour (PMH) ☰		a		1120							1220					
Southampton Airport Parkwy (SOA) ↵		d	1027		1036	1055			1058	1127			1153		1158	
Swaythling (SWG)		d							1101						1200	
St Denys (SDN)		d							1104						1203	
Southampton Central (SOU)		a	1034		1042	1102			1109	1134			1200		1208	
Southampton Central (SOU)		d	1035		1050	1103			1110	1135			1203		1210	
Millbrook (Hants) (MBK)		d							1113						1212	
Redbridge (RDB)		d							1116a						1216a	
Totton (TTN)		d	1041							1141						
Ashurst New Forest (ANF)		d	1045							1145						
Beaulieu Road (BEU)		d	1050							1150						
Brockenhurst (BCU)	3	a	1056		1107	1117				1156			1216			
Brockenhurst (BCU)	3	d	1057	1059	1112	1117	1129			1157		1159	1217	1229		
Lymington Town (LYT)		d		1107			1137					1207		1237		
Lymington Pier (LYP)		a		1109			1139					1209		1239		
Lymington Pier (LYP) ☰		d						1200								
Yarmouth (I.O.W.) (YMH) ☰		a						1240								
Sway (SWY)		d	1101							1201						
New Milton (NWM)		d	1106			1124				1206			1224			
Hinton Admiral (HNA)		d	1110							1210						
Christchurch (CHR)		d	1115							1215						
Pokesdown (POK)		d	1119							1219						
Bournemouth (BMH)		a	1123		1126	1134				1223			1234			
Bournemouth (BMH)		d	1124			1139				1224			1239			
Branksome (BSM)		d				1144							1244			
Parkstone (Dorset) (PKS)		d				1147							1247			
Poole (POO)	4	a	1133			1150				1233			1250			
Poole (POO)	4	d				1151							1251			
Hamworthy (HAM)		d				1156							1256			
Holton Heath (HOL)		d														
Wareham (WRM)		d												1303		
Wool (WOO)		d				1203								1310		
Moreton (Dorset) (MTN)		d				1216								1316		
Dorchester South (DCH)		d				1224								1324		
Dorchester West (DCW)		d				1141										
Upwey (UPW)		d				1149	1231							1331		
Weymouth (WEY)		a				1154	1235							1335		

NOTES (see introductory pages for explanation of train operator codes and standard symbols)

- a Arrival time
- d Departure time
- u Stops to pick up only

- D To Salisbury, see table 156
- E From Bristol Temple Meads, see table 133

London to Winchester, Fareham, Portsmouth, Southampton, Lymington, Yarmouth (IOW), Bournemouth and Weymouth

Sundays

Operator	SW	SW	SW	XC	GW	SW	SW		SW	SW	SW	SW	SW	SW	SW	
Train ID	1B27	1T27	1J29	1O10	2O89	1W31	1J31		2S33	1B31	1T31	1J33	1W35	1J35	2S37	
Days of operation/Notes				F	G				D						D	
1st Class/Reservations/Bus/Ferry	1	1	1	1		1	1		1	1	1	1	1	1	1	1
Catering facilities																
London Waterloo (WAT)	15 d	1054				1135				1154			1235			
Clapham Junction (CLJ)	10 d	1103u				1145u				1203u			1242u			
Woking (WOK)	d	1128				1207				1228			1307			
Farnborough (Main) (FNB)	d															
Fleet (FLE)	d															
Reading (RDG)	7 d			1152												
Basingstoke (BSK)	d	1148		1212		1227				1248			1327			
Micheldever (MIC)	d	1158								1258						
Winchester (WIN)	d	1208		1227		1244				1308			1344			
Shawford (SHW)	d	1212								1312						
Romsey (ROM)	d								1235							1335
Chandlers Ford (CFR)	d								1242							1342
Eastleigh (ESL)	3 a	1218							1248	1318						1348
Eastleigh (ESL)	3 d	1222	1226						1254	1322	1326					1354
Hedge End (HDE)	d	1232									1332					
Botley (BOE)	d	1236									1336					
Fareham (FRM)	a	1248									1343					
Portchester (PTC)	a	1254									1350					
Cosham (CSA)	a	1259									1354					
Hilsea (HLS)	a	1300									1400					
Fratton (FTN)	a	1309									1409					
Portsmouth & Southsea (PMS)	a	1313									1413					
Portsmouth Harbour (PMH)	a	1320									1420					
Southampton Airport Parkwy (SOA)	d	1227		1236		1253			1258	1327			1353			1358
Swaythling (SWG)	d								1300							1400
St Denys (SDN)	d								1303							1403
Southampton Central (SOU)	a	1234		1242		1300			1308	1334			1400			1408
Southampton Central (SOU)	d	1235		1249		1303			1310	1335			1403			1410
Millbrook (Hants) (MBK)	d								1312							1412
Redbridge (RDB)	d								1316a							1416a
Totton (TTN)	d	1241								1341						
Ashurst New Forest (ANF)	d	1245								1345						
Beaulieu Road (BEU)	d	1250								1350						
Brockenhurst (BCU)	3 a	1256				1316				1356			1416			
Brockenhurst (BCU)	3 d	1257	1259			1317	1329			1357	1359	1417	1429			
Lymington Town (LYT)	d		1307				1337				1407		1437			
Lymington Pier (LYP)	a		1309				1339				1409		1439			
Lymington Pier (LYP)	d							1400								
Yarmouth (I.O.W.) (YMH)	a							1440								
Sway (SWY)	d	1301								1401						
New Milton (NWM)	d	1306				1324				1406			1424			
Hinton Admiral (HNA)	d	1310								1410						
Christchurch (CHR)	d	1315								1415						
Pokesdown (POK)	d	1319								1419						
Bournemouth (BMH)	a	1323		1326		1334				1423			1434			
Bournemouth (BMH)	d	1324				1339				1424			1439			
Branksome (BSM)	d					1344							1444			
Parkstone (Dorset) (PKS)	d					1347							1447			
Poole (POO)	4 a	1333				1350				1433			1450			
Poole (POO)	4 d					1351							1451			
Hamworthy (HAM)	d					1356							1456			
Holton Heath (HOL)	d															
Wareham (WRM)	d													1503		
Wool (WOO)	d													1510		
Moreton (Dorset) (MTN)	d													1516		
Dorchester South (DCH)	d													1524		
Dorchester West (DCW)	d															
Upwey (UPW)	d					1346										
Weymouth (WEY)	a					1354	1431							1531		
						1359	1435							1535		

NOTES (see introductory pages for explanation of train operator codes and standard symbols)

- a Arrival time
- d Departure time
- u Stops to pick up only

- D To Salisbury, see table 156
- F From Manchester Piccadilly, see table 50
- G Runs from 3 April. From Swindon, see table 133

London to Winchester, Fareham, Portsmouth, Southampton, Lymington, Yarmouth (IOW), Bournemouth and Weymouth

Sundays

Operator Train ID Days of operation/Notes 1st Class/Reservations/Bus/Ferry Catering facilities	SW	SW	SW	XC	GW	SW	SW		SW	SW	SW	SW	SW	SW	SW	SW
	1B35	1T35	1J37	1O14	2O91	1W39	1J39		2S41	1B39	1T39	1J41	1W43	1J43	2S45	
	□	□	□	□◇	□	□	□	☞	□	□	□	□	□	□	□	□
London Waterloo (WAT) ☞	15	d				1335					1354		1435			
Clapham Junction (CLJ)	10	d				1342u					1403u		1442u			
Woking (WOK)		d				1407					1428		1507			
Farnborough (Main) (FNB)		d														
Fleet (FLE)		d														
Reading (RDG)	7	d		1352												
Basingstoke (BSK)		d	1347	1412		1427					1447		1527			
Micheldever (MIC)		d	1357								1457					
Winchester (WIN)		d	1407	1427		1444					1507		1544			
Shawford (SHW)		d	1411								1511					
Romsey (ROM)		d							1435						1535	
Chandlers Ford (CFR)		d							1442						1542	
Eastleigh (ESL)	3	a	1417						1448		1517				1548	
Eastleigh (ESL)	3	d	1420	1426					1454	1520	1526				1554	
Hedge End (HDE)		d	1432								1532					
Botley (BOE)		d	1436								1536					
Fareham (FRM)		a	1443								1546					
Portchester (PTC)		a	1450								1552					
Cosham (CSA)		a	1454								1557					
Hilsea (HLS)		a	1500								1600					
Fratton (FTN)		a	1509								1609					
Portsmouth & Southsea (PMS)		a	1513								1613					
Portsmouth Harbour (PMH) ☞		a	1520								1620					
Southampton Airport Parkwy (SOA) ☜		d	1425		1436	1453			1458	1525			1553		1558	
Swaythling (SWG)		d							1500						1600	
St Denys (SDN)		d							1503						1603	
Southampton Central (SOU)		a	1432		1442	1500			1508	1532			1600		1608	
Southampton Central (SOU)		d	1433		1447	1503			1510	1533			1603		1610	
Millbrook (Hants) (MBK)		d							1512						1612	
Redbridge (RDB)		d							1516a						1616a	
Totton (TTN)		d	1439								1539					
Ashurst New Forest (ANF)		d	1443								1543					
Beaulieu Road (BEU)		d	1448								1548					
Brockenhurst (BCU)	3	a	1454			1516					1554		1616			
Brockenhurst (BCU)	3	d	1455	1459		1517	1529				1555	1559	1617	1629		
Lymington Town (LYT)		d		1507			1537					1607		1637		
Lymington Pier (LYP)		a		1509			1539					1609		1639		
Lymington Pier (LYP) ☞		d						1600								
Yarmouth (I.O.W.) (YMH) ☞		a						1640								
Sway (SWY)		d	1459								1559					
New Milton (NWM)		d	1504			1524					1604		1624			
Hinton Admiral (HNA)		d	1508								1608					
Christchurch (CHR)		d	1513								1613					
Pokesdown (POK)		d	1517								1617					
Bournemouth (BMH)		a	1521		1525	1534					1621		1634			
Bournemouth (BMH)		d	1522			1539					1622		1639			
Branksome (BSM)		d				1544							1644			
Parkstone (Dorset) (PKS)		d				1547							1647			
Poole (POO)	4	a	1531			1550					1631		1650			
Poole (POO)	4	d				1551							1651			
Hamworthy (HAM)		d				1556							1656			
Holton Heath (HOL)		d														
Wareham (WRM)		d												1703		
Wool (WOO)		d				1603								1710		
Moreton (Dorset) (MTN)		d				1616								1716		
Dorchester South (DCH)		d				1624								1724		
Dorchester West (DCW)		d				1537										
Upwey (UPW)		d				1545	1631							1731		
Weymouth (WEY)		a				1551	1635							1735		

NOTES (see introductory pages for explanation of train operator codes and standard symbols)

- a Arrival time
- d Departure time
- u Stops to pick up only

- D To Salisbury, see table 156
- F From Manchester Piccadilly, see table 50
- H From Swindon, see table 133

London to Winchester, Fareham, Portsmouth, Southampton, Lymington, Yarmouth (IOW), Bournemouth and Weymouth

Sundays

Operator	SW 1B43	SW 1T43	SW 1J45	XC 1018 F	SW 1W47	SW 1J47		SW 2S49 D	SW 1T47	SW 1B47	SW 1J49	SW 1T47	SW 1W51	SW 1J51	SW 2S53 D	SW 1T51
Train ID	1	1	1	1	1	1	1	1	1	1	1	1	1	1	1	1
Days of operation/Notes																
1st Class/Reservations/Bus/Ferry																
Catering facilities																
London Waterloo (WAT)	15 d	1454			1535				1550	1605			1635			1650
Clapham Junction (CLJ)	10 d	1503u			1542u				1558u	1612u			1642u			1658u
Woking (WOK)	d	1528			1607				1621	1637			1707			1721
Farnborough (Main) (FNB)	d								1632							1732
Fleet (FLE)	d															
Reading (RDG)	7 d			1552												
Basingstoke (BSK)	d	1548		1612	1627				1647	1657			1727			1747
Micheldever (MIC)	d	1558							1657							1757
Winchester (WIN)	d	1607		1627	1644				1707	1714			1744			1807
Shawford (SHW)	d	1612							1712							1812
Romsey (ROM)	d							1635							1735	
Chandlers Ford (CFR)	d							1642							1742	
Eastleigh (ESL)	3 a	1617						1648	1717	1722		←			1748	1817
Eastleigh (ESL)	3 d	1621	1626					1654	1726	1723		←	1726		1754	1826
Hedge End (HDE)	d	1632							→				1732			→
Botley (BOE)	d	1636											1736			
Fareham (FRM)	a	1643											1743			
Portchester (PTC)	a	1650											1750			
Cosham (CSA)	a	1654											1754			
Hilsea (HLS)	a	1659											1800			
Fratton (FTN)	a	1708											1809			
Portsmouth & Southsea (PMS)	a	1713											1813			
Portsmouth Harbour (PMH)	a	1720											1820			
Southampton Airport Parkwy (SOA)	← d	1625		1636	1653			1658		1727			1753		1758	
Swaythling (SWG)	d							1700							1800	
St Denys (SDN)	d							1703							1803	
Southampton Central (SOU)	a	1632		1642	1700			1708		1734			1800		1808	
Southampton Central (SOU)	d	1634		1647	1703			1710		1736			1803		1810	
Millbrook (Hants) (MBK)	d							1712							1812	
Redbridge (RDB)	d							1716a							1816a	
Totton (TTN)	d	1639								1741						
Ashurst New Forest (ANF)	d	1644								1746						
Beaulieu Road (BEU)	d	1648								1750						
Brockenhurst (BCU)	3 a	1654			1716					1756			1816			
Brockenhurst (BCU)	3 d	1655	1659		1717	1729				1757	1759		1817	1829		
Lymington Town (LYT)	d		1707			1737							1807		1837	
Lymington Pier (LYP)	a		1709			1739							1809		1839	
Lymington Pier (LYP)	d						1800									
Yarmouth (I.O.W.) (YMH)	a						1840									
Sway (SWY)	d	1700								1801						
New Milton (NWM)	d	1705			1724					1806			1824			
Hinton Admiral (HNA)	d	1709								1810						
Christchurch (CHR)	d	1714								1815						
Pokesdown (POK)	d	1717								1819						
Bournemouth (BMH)	a	1721		1725	1734					1823			1834			
Bournemouth (BMH)	d	1723			1739					1824			1839			
Branksome (BSM)	d				1744								1844			
Parkstone (Dorset) (PKS)	d				1747								1847			
Poole (POO)	4 a	1732			1750					1833			1850			
Poole (POO)	4 d				1751								1851			
Hamworthy (HAM)	d				1756								1856			
Holton Heath (HOL)	d															
Wareham (WRM)	d				1803								1903			
Wool (WOO)	d				1810								1910			
Moreton (Dorset) (MTN)	d				1818								1916			
Dorchester South (DCH)	d				1826								1924			
Dorchester West (DCW)	d															
Upwey (UPW)	d				1832								1931			
Weymouth (WEY)	a				1837								1935			

NOTES (see introductory pages for explanation of train operator codes and standard symbols)

- a Arrival time
- d Departure time
- u Stops to pick up only

D To Salisbury, see table 156
 F From Manchester Piccadilly, see table 50

London to Winchester, Fareham, Portsmouth, Southampton, Lymington, Yarmouth (IOW), Bournemouth and Weymouth

Sundays

Operator	SW	SW	SW	XC	GW	SW	SW		SW	SW	SW	SW	SW	SW	SW	SW
Train ID	1B51	1J53	1T51	1O22	2094	1W55	1J55		2S57	1T55	1B55	1J57	1T55	1W59	1J59	2S61
Days of operation/Notes				F	E				D							
1st Class/Reservations/Bus/Ferry	□	□	□	□◇	□	□	□	□	□	□	□	□	□	□	□	□
Catering facilities				☞												
London Waterloo (WAT)	15 d	1705				1735				1750	1805			1835		
Clapham Junction (CLJ)	10 d	1712u				1742u				1758u	1812u			1842u		
Woking (WOK)	d	1737				1807				1821	1837			1907		
Farnborough (Main) (FNB)	d									1832						
Fleet (FLE)	d															
Reading (RDG)	7 d			1752												
Basingstoke (BSK)	d	1757		1812		1827				1847	1857			1927		
Micheldever (MIC)	d									1857						
Winchester (WIN)	d	1814		1827		1844				1907	1914			1944		
Shawford (SHW)	d									1912						
Romsey (ROM)	d								1835							1935
Chandlers Ford (CFR)	d								1842							1942
Eastleigh (ESL)	3 a	1822		←					1848	1917	1922		←			1948
Eastleigh (ESL)	3 d	1823		1826					1854	1926	1923		1926			1954
Hedge End (HDE)	d			1832						→			1932			
Botley (BOE)	d			1836									1936			
Fareham (FRM)	a			1843									1943			
Portchester (PTC)	a			1850									1949			
Cosham (CSA)	a			1854									1954			
Hilsea (HLS)	a			1900									2000			
Fratton (FTN)	a			1909									2009			
Portsmouth & Southsea (PMS)	a			1913									2013			
Portsmouth Harbour (PMH)	☞ a			1920									2020			
Southampton Airport Parkwy (SOA)	← d	1827		1836		1854			1858		1927			1954		1958
Swaythling (SWG)	d								1900							2000
St Denys (SDN)	d								1903							2003
Southampton Central (SOU)	a	1834		1842		1901			1908		1934			2001		2008
Southampton Central (SOU)	d	1836		1847		1905			1910		1936			2003		2010
Millbrook (Hants) (MBK)	d								1912							2012
Redbridge (RDB)	d								1916a							2016a
Totton (TTN)	d	1841									1941					
Ashurst New Forest (ANF)	d	1846									1946					
Beaulieu Road (BEU)	d	1850									1950					
Brockenhurst (BCU)	3 a	1856		1903		1918					1956			2016		
Brockenhurst (BCU)	3 d	1857	1859	1910		1919	1929				1957	1959		2017	2029	
Lymington Town (LYT)	d		1907				1937					2007			2037	
Lymington Pier (LYP)	a		1909				1939					2009			2039	
Lymington Pier (LYP)	☞ d							2005								
Yarmouth (I.O.W.) (YMH)	☞ a							2045								
Sway (SWY)	d	1901									2001					
New Milton (NWM)	d	1906				1925					2006			2023		
Hinton Admiral (HNA)	d	1910									2010					
Christchurch (CHR)	d	1915									2015					
Pokesdown (POK)	d	1919									2019					
Bournemouth (BMH)	a	1923		1927		1936					2023			2034		
Bournemouth (BMH)	d	1924				1940					2024			2039		
Branksome (BSM)	d					1945								2044		
Parkstone (Dorset) (PKS)	d					1948								2047		
Poole (POO)	4 a	1933				1951					2033			2050		
Poole (POO)	4 d					1952								2051		
Hamworthy (HAM)	d					1957								2056		
Holton Heath (HOL)	d															
Wareham (WRM)	d					2004								2103		
Wool (WOO)	d					2011								2110		
Moreton (Dorset) (MTN)	d					2017								2117		
Dorchester South (DCH)	d					2025								2125		
Dorchester West (DCW)	d					1951										
Upwey (UPW)	d					1958	2032							2132		
Weymouth (WEY)	a					2003	2036							2136		

NOTES (see introductory pages for explanation of train operator codes and standard symbols)

- a Arrival time
- d Departure time
- u Stops to pick up only

- D To Salisbury, see table 156
- E From Bristol Temple Meads, see table 133
- F From Manchester Piccadilly, see table 50

London to Winchester, Fareham, Portsmouth, Southampton, Lymington, Yarmouth (IOW), Bournemouth and Weymouth

Sundays

Operator Train ID Days of operation/Notes 1st Class/Reservations/Bus/Ferry Catering facilities	SW	SW	SW	SW	XC	SW	SW	SW	SW	SW	SW	SW	XC	GW	SW	SW
	1T59	1B59	1J61	1T59	1026 F F	1W63	1J63	2S65 D	1T63	1B63	1J65	1T63	1028 F F	2096 E E	1W67	2R69 J
London Waterloo (WAT)	15 d	1850	1905			1935			1950	2005					2035	
Clapham Junction (CLJ)	10 d	1858u	1912u			1942u			1958u	2012u					2042u	
Woking (WOK)	d	1921	1937			2007			2021	2037					2107	
Farnborough (Main) (FNB)	d	1932							2032							
Fleet (FLE)	d															
Reading (RDG)	7 d					1952							2052			
Basingstoke (BSK)	d	1947	1957			2010	2027		2047	2057			2112		2127	
Micheldever (MIC)	d	1957							2057							
Winchester (WIN)	d	2007	2014			2044			2107	2114					2144	
Shawford (SHW)	d	2012							2112							
Romsey (ROM)	d							2035								2135
Chandlers Ford (CFR)	d							2042								2142
Eastleigh (ESL)	3 a	2017	2022		←			2048	2117	2122		←				2148
Eastleigh (ESL)	3 d	2026	2023		2026				2054	2126	2123					2154
Hedge End (HDE)	d	→			2032					→						2132
Botley (BOE)	d				2036											2136
Fareham (FRM)	a				2043											2143
Portchester (PTC)	a				2050											2150
Cosham (CSA)	a				2054											2154
Hilsea (HLS)	a				2100											2200
Fratton (FTN)	a				2109											2209
Portsmouth & Southsea (PMS)	a				2113											2213
Portsmouth Harbour (PMH)	a				2120											2220
Southampton Airport Parkwy (SOA)	d		2027			2034	2053		2058		2127			2136		2153
Swaythling (SWG)	d								2100							2201
St Denys (SDN)	d								2103							2204
Southampton Central (SOU)	a		2034			2043	2101		2108		2134			2142		2200
Southampton Central (SOU)	d		2036			2049	2103		2111		2136			2150		2203
Millbrook (Hants) (MBK)	d								2113							2213
Redbridge (RDB)	d								2117a							2216a
Totton (TTN)	d		2041								2141					
Ashurst New Forest (ANF)	d		2046								2146					
Beaulieu Road (BEU)	d		2050								2150					
Brockenhurst (BCU)	3 a		2056				2116				2156					2216
Brockenhurst (BCU)	3 d		2057	2059			2117	2129			2157	2159				2217
Lymington Town (LYT)	d			2107				2137				2207				
Lymington Pier (LYP)	a			2109				2139				2209				
Lymington Pier (LYP)	d															
Yarmouth (I.O.W.) (YMH)	a															
Sway (SWY)	d		2101								2201					
New Milton (NWM)	d		2106				2124				2206					2224
Hinton Admiral (HNA)	d		2110								2210					
Christchurch (CHR)	d		2115								2215					
Pokesdown (POK)	d		2119								2219					
Bournemouth (BMH)	a		2123			2126	2134				2223		2227			2234
Bournemouth (BMH)	d		2124				2139				2224					2239
Branksome (BSM)	d						2144									2244
Parkstone (Dorset) (PKS)	d						2147									2247
Poole (POO)	4 a		2133				2150				2233					2250
Poole (POO)	4 d						2151									2251
Hamworthy (HAM)	d						2156									2256
Holton Heath (HOL)	d															
Wareham (WRM)	d							2203								2303
Wool (WOO)	d							2210								2310
Moreton (Dorset) (MTN)	d							2216								2316
Dorchester South (DCH)	d							2224								2324
Dorchester West (DCW)	d													2254		
Upwey (UPW)	d							2231							2301	2331
Weymouth (WEY)	a							2236							2306	2336

NOTES (see introductory pages for explanation of train operator codes and standard symbols)

- a Arrival time
- d Departure time
- u Stops to pick up only

- D To Salisbury, see table 156
- E From Bristol Temple Meads, see table 133
- F From Manchester Piccadilly, see table 50
- J To Romsey, see table 156

London to Winchester, Fareham, Portsmouth, Southampton, Lymington, Yarmouth (IOW), Bournemouth and Weymouth

Sundays

Operator	SW	SW	SW	XC	SW	SW	SW	SW	SW	SW	SW	SW	SW	SW	SW	
Train ID	1T67	1B67	1T67	1030 F	1W71	2S73 D	1T71	1B71	1T71	2T75	1B75	2T75	1B81 A	SW	SW	
Days of operation/Notes	□	□	□	□◇	□	□	□	□	□	□	□	□	□	□	□	
1st Class/Reservations/Bus/Ferry	□	□	□	□◇	□	□	□	□	□	□	□	□	□	□	□	
Catering facilities	□	□	□	□◇	□	□	□	□	□	□	□	□	□	□	□	
London Waterloo (WAT)	15 d	2050	2105				2135		2150	2205		2250	2305		0010	0105
Clapham Junction (CLJ)	10 d	2058u	2112u				2142u		2158u	2212u		2258u	2312u		0017u	
Woking (WOK)	d	2121	2137				2207		2221	2237		2321	2337		0042	
Farnborough (Main) (FNB)	d	2132							2232			2332				0235s
Fleet (FLE)	d															0247s
Reading (RDG)	7 d				2152											
Basingstoke (BSK)	d	2147	2157		2211	2227		2247	2257		2347	2357		0101	0317s	
Micheldever (MIC)	d	2157						2257			2357					
Winchester (WIN)	d	2207	2214			2244		2307	2314		0007	0014		0118	0352s	
Shawford (SHW)	d	2212						2312			0012					
Romsey (ROM)	d							2235								
Chandlers Ford (CFR)	d							2242								
Eastleigh (ESL)	3 a	2217	2222	←				2248	2318	2322	←	0017	0023	←	0126	0412s
Eastleigh (ESL)	3 d	2226	2223	2226				2254	2326	2323	2326	0030	0024	0030	0127	
Hedge End (HDE)	d	←		2232					←		2332	←		0036s		
Botley (BOE)	d			2236							2336			0039s		
Fareham (FRM)	a			2243							2343			0047s		
Portchester (PTC)	a			2250							2350			0053s		
Cosham (CSA)	a			2254							2354			0057s		
Hilsea (HLS)	a			2300							0002					
Fratton (FTN)	a			2308							0007			0105s		
Portsmouth & Southsea (PMS)	a			2311							0010			0108s		
Portsmouth Harbour (PMH)	⚓ a			2315							0014			0112		
Southampton Airport Parkway (SOA)	← d		2227		2234	2253	2258		2300	2327			0028		0132	0416s
Swaythling (SWG)	d						2300									
St Denys (SDN)	d						2303						0032s		0427s	
Southampton Central (SOU)	a		2234		2243	2300	2308		2334				0037		0140	0435
Southampton Central (SOU)	d		2236			2303	2310		2336				0040			
Millbrook (Hants) (MBK)	d						2312									
Redbridge (RDB)	d						2316a									
Totton (TTN)	d		2241							2341			0045s			
Ashurst New Forest (ANF)	d		2246							2346						
Beaulieu Road (BEU)	d															
Brockenhurst (BCU)	3 a		2254			2316				2354			0056s			
Brockenhurst (BCU)	3 d		2257			2317				2355						
Lymington Town (LYT)	d															
Lymington Pier (LYP)	a															
Lymington Pier (LYP)	⚓ d															
Yarmouth (I.O.W.) (YMH)	⚓ a															
Sway (SWY)	d		2301							2359						
New Milton (NWM)	d		2306			2324				0004			0104s			
Hinton Admiral (HNA)	d		2310							0008						
Christchurch (CHR)	d		2315							0013			0111s			
Pokesdown (POK)	d		2319							0017			0115s			
Bournemouth (BMH)	a		2323			2334				0021			0119			
Bournemouth (BMH)	d		2324			2339				0022			0120			
Branksome (BSM)	d					2344				0027			0125s			
Parkstone (Dorset) (PKS)	d					2347				0030			0128s			
Poole (POO)	4 a		2333			2350				0034			0132			
Poole (POO)	4 d					2351										
Hamworthy (HAM)	d					2356										
Holton Heath (HOL)	d															
Wareham (WRM)	d					0003										
Wool (WOO)	d					0010										
Moreton (Dorset) (MTN)	d					0016										
Dorchester South (DCH)	d					0024										
Dorchester West (DCW)	d															
Upwey (UPW)	d					0030										
Weymouth (WEY)	a					0035										

NOTES (see introductory pages for explanation of train operator codes and standard symbols)

- a Arrival time
- d Departure time
- s Stops to set down only
- u Stops to pick up only

- A Also calls at Wimbledon 0023
- D To Salisbury, see table 156
- F From Manchester Piccadilly, see table 50

Weymouth, Bournemouth, Yarmouth (IOW), Lymington, Southampton, Portsmouth and Fareham to Winchester and London

Mondays to Fridays

Operator	SW	XC	SW	SW	GW	SW	SW	SW	SW	SW	SW	SW	SW	SW	XC	SW
Train ID	2B12	1M18	2T14	1B14	2V69	2R18	2B16	1B90	1T18	2R18	2B88	1J02	1B18	1T20	1M26	1J04
Days of operation/Notes	□	□◇	□	□	□	□	□	□	□	□	□	□	□	□	□◇	□
1st Class/Reservations/Bus/Ferry	1	1◇	1	1	1	1	1	1	1	1	1	1	1	1	1◇	1
Catering facilities	☐	☐◇	☐	☐	☐	☐	☐	☐	☐	☐	☐	☐	☐	☐	☐◇	☐
Weymouth (WEY)	d				0526											
Upwey (UPW)	d				0531											
Dorchester West (DCW)	a				0538											
Dorchester South (DCH)	d															
Moreton (Dorset) (MTN)	d															
Wool (WOO)	d															
Wareham (WRM)	d															
Holton Heath (HOL)	d															
Hamworthy (HAM)	d															
Poole (POO)	4 a															
Poole (POO)	4 d				0500			0523	0539							
Parkstone (Dorset) (PKS)	d				0504			0527	0543							
Branksome (BSM)	d				0507			0530	0546							
Bournemouth (BMH)	a				0512			0535	0552							
Bournemouth (BMH)	d				0515			0537	0554				0604		0630	
Pokesdown (POK)	d				0519			0541					0608			
Christchurch (CHR)	d				0523			0545					0612			
Hinton Admiral (HNA)	d							0550					0617			
New Milton (NWM)	d				0530			0554					0621			
Sway (SWY)	d							0559					0626			
Yarmouth (I.O.W.) (YMH)	d															
Lymington Pier (LYP)	a															
Lymington Pier (LYP)	d											0614				0644
Lymington Town (LYT)	d											0616				0646
Brockenhurst (BCU)	3 a				0536			0604	0609				0625	0631		0655
Brockenhurst (BCU)	3 d				0537				0611					0633		
Beaulieu Road (BEU)	d															
Ashurst New Forest (ANF)	d													0641		
Totton (TTN)	d				0548				0622					0646		
Redbridge (RDB)	d							0612								
Millbrook (Hants) (MBK)	d							0616								
Southampton Central (SOU)	a				0554			0619	0628		←		0651		0701	
Southampton Central (SOU)	d	0452	0515		0555			0633	0630		0633	0643	0700		0714	
St Denys (SDN)	d	0457						←			0639	0649				
Swaythling (SWG)	d	0500									0642	0652				
Southampton Airport Parkway (SOA) ←	d	0503	0522		0603				0638		0645	0655	0708		0722	
Portsmouth Harbour (PMH)	d				0500					0542					0624	
Portsmouth & Southsea (PMS)	d				0505					0548c					0628	
Fratton (FTN)	d				0509					0552					0632	
Hilsea (HLS)	d				0513					0556					0636	
Cosham (CSA)	d				0519					0603					0642	
Portchester (PTC)	d				0523					0608					0646	
Fareham (FRM)	d				0529					0619e					0653	
Botley (BOE)	d				0537					0628					0701	
Hedge End (HDE)	d				0541					0633					0705	
Eastleigh (ESL)	3 a	0506			0548	0607				0642	0648	0659			0712	
Eastleigh (ESL)	3 d	0507			0549	0608				0643	0650	0659			0713	
Chandlers Ford (CFR)	d										0655					
Romsey (ROM)	a										0703					
Shawford (SHW)	d	0513			0555					0649		0705				
Winchester (WIN)	d	0519			0601	0618			0648	0655		0711	0718	0722	0731	
Micheldever (MIC)	d	0527			0610					0703					0731	
Basingstoke (BSK)	a	0538	0546		0620	0635				0713		0727			0741	0746
Reading (RDG)	7 a		0605													0809
Fleet (FLE)	a	0550			0639							0749				
Farnborough (Main) (FNB)	a	0556			0645							0755				
Woking (WOK)	a	0605			0657	0654				0732		0808			0805	
Clapham Junction (CLJ)	10 a	0626				0714										
London Waterloo (WAT)	15 a	0634			0728	0724			0748	0801		0838	0817	0834		

NOTES (see introductory pages for explanation of train operator codes and standard symbols)

- a Arrival time
- d Departure time
- c Arrives 3 minutes earlier
- e Arrives 6 minutes earlier

- A To Manchester Piccadilly, see table 50
- B Also calls at Hook 0630, Winchfield 0634 and Brookwood 0652
- C To Filton Abbey Wood, see table 133
- D From Salisbury, see table 156
- E Also calls at Hook 0740, Winchfield 0744 and Brookwood 0802

Weymouth, Bournemouth, Yarmouth (IOW), Lymington, Southampton, Portsmouth and Fareham to Winchester and London

Mondays to Fridays

Operator Train ID Days of operation/Notes 1st Class/Reservations/Bus/Ferry Catering facilities	SW	SW	GW	SW	SW	SW	SW	SW	SW	SW	XC	SW	SW	SW	SW	SW
	1B94	1W90	2V71	1T22	2R22	2B24	1J06	1B22	2T24	1M30	1J08	2B28	1W94	1T26	2R26	2B28
	□	□	□	□	□	□	□	□	□	□	□	□	□	□	□	□
Weymouth (WEY)	d	0555	0642										0655			
Upwey (UPW)	d	0559	0647										0659			
Dorchester West (DCW)	a		0654													
Dorchester South (DCH)	d	0607											0707			
Moreton (Dorset) (MTN)	d	0614											0714			
Wool (WOO)	d	0620											0720			
Wareham (WRM)	d	0627											0727			
Holton Heath (HOL)	d	0631											0731			
Hamworthy (HAM)	d	0636											0736			
Poole (POO)	4 a	0640											0740			
Poole (POO)	4 d	0641						0650				0720	0741			
Parkstone (Dorset) (PKS)	d	0645						0654				0724	0745			
Branksome (BSM)	d	0649						0657				0727	0749			
Bournemouth (BMH)	a	0654						0702				0732	0754			
Bournemouth (BMH)	d	0634	0656					0704		0730		0734	0759			
Pokesdown (POK)	d	0638						0708				0738				
Christchurch (CHR)	d	0642						0712				0742				
Hinton Admiral (HNA)	d	0647						0717				0747				
New Milton (NWM)	d	0651						0721				0751				
Sway (SWY)	d	0656						0726				0756				
Yarmouth (I.O.W.) (YMH)	d															
Lymington Pier (LYP)	a															
Lymington Pier (LYP)	d							0714				0744				
Lymington Town (LYT)	d							0716				0746				
Brockenhurst (BCU)	3 a	0701						0725	0731			0755	0801	0814		
Brockenhurst (BCU)	3 d	0703							0733				0803	0814		
Beaulieu Road (BEU)	d												0808			
Ashurst New Forest (ANF)	d	0711							0741				0812			
Totton (TTN)	d	0716							0746				0817			
Redbridge (RDB)	d					0723										0821
Millbrook (Hants) (MBK)	d					0726										0825
Southampton Central (SOU)	a	0721	0725			0730			0752		0803		0823	0828		0828
Southampton Central (SOU)	d	0730				0735	0738		0800		0812		0848	0830		0835
St Denys (SDN)	d					0740	0743						0848			0840
Swaythling (SWG)	d					0743	0746						0848			0843
Southampton Airport Parkwy (SOA)	← a	0738				0746	0750		0808		0819			0838		0846
Portsmouth Harbour (PMH)	d					0650					0724					0754
Portsmouth & Southsea (PMS)	d					0655					0729					0758
Fratton (FTN)	d					0659					0733					0802
Hilsea (HLS)	d					0703					0737					0806
Cosham (CSA)	d					0708					0742					0812
Portchester (PTC)	d					0713					0747					0816
Fareham (FRM)	d					0720					0753					0822
Botley (BOE)	d					0728					0801					0831
Hedge End (HDE)	d					0733					0805					0835
Eastleigh (ESL)	3 a					0741	0749	0753			0812				0842	0849
Eastleigh (ESL)	3 d					0743	0750	0755			0813				0843	0850
Chandlers Ford (CFR)	d						0755								0855	0903
Romsey (ROM)	a						0803									0903
Shawford (SHW)	d					0749		0801			0820			0848	0849	0919
Winchester (WIN)	d	0748				0755		0807		0818	0825a	0831		0848	0855	0924a
Micheldever (MIC)	d					0803									0903	
Basingstoke (BSK)	a					0814		0823		0834		0846			0914	
Reading (RDG)	7 a											0905				
Fleet (FLE)	a							0842								0926
Farnborough (Main) (FNB)	a							0847								0932
Woking (WOK)	a					0834		0903		0853				0922	0942	
Clapham Junction (CLJ)	10 a									0915				0943		
London Waterloo (WAT)	15 a	0850				0906		0936		0925				0953	1009	























NOTES (see introductory pages for explanation of train operator codes and standard symbols)

a Arrival time
d Departure time

A To Manchester Piccadilly, see table 50
C To Filton Abbey Wood, see table 133
D From Salisbury, see table 156
F Also calls at Hook 0832, Winchfield 0836, Brookwood 0857 and Surbiton 0916

Weymouth, Bournemouth, Yarmouth (IOW), Lymington, Southampton, Portsmouth and Fareham to Winchester and London

Mondays to Fridays

Operator	SW	SW	SW	SN	SW	SW	SW	SW	SW	SW	SW	GW	SW	XC	SW
Train ID	1J10	1B26	2W26	1Y55	1J12	1W96	1T30	2R30	1J14	2B32	1W52	2V60	1J16	1M38	1B08
Days of operation/Notes															
1st Class/Reservations/Bus/Ferry															
Catering facilities															
Weymouth (WEY)	d			0725							0820	0850			
Upwey (UPW)	d			0729							0824	0855			
Dorchester West (DCW)	a											0902			
Dorchester South (DCH)	d			0737							0833				
Moreton (Dorset) (MTN)	d			0744							0839				
Wool (WOO)	d			0750							0845				
Wareham (WRM)	d			0757							0853				
Holton Heath (HOL)	d			0801							0856				
Hamworthy (HAM)	d			0806							0901				
Poole (POO)	4 a			0810							0906				
Poole (POO)	4 d			0755	0811						0850	0907			0941
Parkstone (Dorset) (PKS)	d			0759	0815						0854				0945
Branksome (BSM)	d			0802	0819						0857				0948
Bournemouth (BMH)	a			0807	0824						0902	0917			0954
Bournemouth (BMH)	d			0810	0825						0905	0922		0945	0959
Pokesdown (POK)	d			0814	0829						0909	0926			
Christchurch (CHR)	d			0818	0833						0913	0930			
Hinton Admiral (HNA)	d			0824	0838						0918				
New Milton (NWM)	d			0829	0842						0922	0937			
Sway (SWY)	d			0834	0847						0927				
Yarmouth (I.O.W.) (YMH)	 d	0730													
Lymington Pier (LYP)	 a	0810													
Lymington Pier (LYP)	d	0814				0844				0914				0944	
Lymington Town (LYT)	d	0816				0846				0916				0946	
Brockenhurst (BCU)	3 a	0825	0839	0852		0855	0913			0925	0932	0943		0955	1013
Brockenhurst (BCU)	3 d		0840				0914				0933	0944		1000	1014
Beaulieu Road (BEU)	d										0938				
Ashurst New Forest (ANF)	d			0848							0942				
Totton (TTN)	d			0853							0947				
Redbridge (RDB)	d									0921					
Millbrook (Hants) (MBK)	d									0925					
Southampton Central (SOU)	a		0858				0928			0928	0953	0958		1013	1028
Southampton Central (SOU)	d		0900		0926		0930			0933	0955	1000		1016	1030
St Denys (SDN)	d									0940					
Swaythling (SWG)	d									0943					
Southampton Airport Parkway (SOA)	 d		0908		0934		0938			0946	1003	1008		1023	1038
Portsmouth Harbour (PMH)	 d						0859								
Portsmouth & Southsea (PMS)	d						0904								
Fratton (FTN)	d						0908								
Hilsea (HLS)	d						0912								
Cosham (CSA)	d						0917								
Portchester (PTC)	d						0922								
Fareham (FRM)	d						0928								
Botley (BOE)	d						0935								
Hedge End (HDE)	d						0940								
Eastleigh (ESL)	3 a				0938		0946	0949		1006					
Eastleigh (ESL)	3 d						0947	0950		1014					
Chandlers Ford (CFR)	d							0955							
Romsey (ROM)	a							1003							
Shawford (SHW)	d									1019					
Winchester (WIN)	d		0918				0948	0956		1025a	1018			1032	1048
Micheldever (MIC)	d							1006							
Basingstoke (BSK)	a		0936					1015			1034			1046	
Reading (RDG)	7 a													1106	
Fleet (FLE)	a														
Farnborough (Main) (FNB)	a							1030							
Woking (WOK)	a		0955				1021	1039							1119
Clapham Junction (CLJ)	10 a		1015								1111				
London Waterloo (WAT)	 15 a		1023				1049	1108				1119			1149

NOTES (see introductory pages for explanation of train operator codes and standard symbols)

a Arrival time
d Departure time

A To Manchester Piccadilly, see table 50
D From Salisbury, see table 156
G To Brighton, see table 178
H To Gloucester, see table 133

Weymouth, Bournemouth, Yarmouth (IOW), Lymington, Southampton, Portsmouth and Fareham to Winchester and London

Mondays to Fridays

Operator Train ID Days of operation/Notes 1st Class/Reservations/Bus/Ferry	SW	SW	SW		SW	SW	SN		SW	SW	SW	SW	SW	SW	SW	SW	GW
	1T34	2R34 D	2B36		1J18	1W54	1Y59 G		1J20	1B12	1T38	2R38 D	2B40	1J22	1W56	2V64 H	
	□	□	□	☞	□	□	□	☞	□	□	□	□	□	□	□	□	
Weymouth (WEY)	d					0920										1020	1111
Upwey (UPW)	d					0924										1024	1116
Dorchester West (DCW)	a																1123
Dorchester South (DCH)	d					0933										1033	
Moreton (Dorset) (MTN)	d					0939										1039	
Wool (WOO)	d					0945										1045	
Wareham (WRM)	d					0953										1053	
Holton Heath (HOL)	d					0956										1056	
Hamworthy (HAM)	d					1001										1101	
Poole (POO)	4 a					1006										1106	
Poole (POO)	4 d					1007										1107	
Parkstone (Dorset) (PKS)	d									1041							
Branksome (BSM)	d									1045							
Bournemouth (BMH)	a									1048							
Bournemouth (BMH)	d					1017				1054						1117	
Bournemouth (BMH)	d			1005		1022				1059			1105			1122	
Pokesdown (POK)	d			1009		1026							1109			1126	
Christchurch (CHR)	d			1013		1030							1113			1130	
Hinton Admiral (HNA)	d			1018									1118				
New Milton (NWM)	d			1022		1037							1122			1137	
Sway (SWY)	d			1027									1127				
Yarmouth (I.O.W.) (YMH)	☞ d				0905				1005								
Lymington Pier (LYP)	☞ a				0945				1045								
Lymington Pier (LYP)	d					1027				1057					1127		
Lymington Town (LYT)	d					1029				1059					1129		
Brockenhurst (BCU)	3 a			1032		1038	1043			1108	1113			1132	1138	1143	
Brockenhurst (BCU)	3 d			1033			1044				1114			1133		1144	
Beaulieu Road (BEU)	d													1138			
Ashurst New Forest (ANF)	d			1040										1142			
Totton (TTN)	d			1045										1147			
Redbridge (RDB)	d		1027										1127				
Millbrook (Hants) (MBK)	d		1031										1131				
Southampton Central (SOU)	a		1034	1053		1058				1128		1134	1153			1158	
Southampton Central (SOU)	d		1035	1055		1100	1126			1130		1135	1155			1200	
St Denys (SDN)	d		1040									1140					
Swaythling (SWG)	d		1043									1143					
Southampton Airport Parkwy (SOA)	← d		1046	1103		1108	1134			1138		1146	1203			1208	
Portsmouth Harbour (PMH)	☞ d	0959										1059					
Portsmouth & Southsea (PMS)	d	1004										1104					
Fratton (FTN)	d	1008										1108					
Hilsea (HLS)	d	1012										1112					
Cosham (CSA)	d	1017										1117					
Portchester (PTC)	d	1022										1122					
Fareham (FRM)	d	1028										1128					
Botley (BOE)	d	1035										1135					
Hedge End (HDE)	d	1040										1140					
Eastleigh (ESL)	3 a	1046	1049	1106			1137					1147	1149	1206			
Eastleigh (ESL)	3 d	1047	1050	1114								1147	1150	1212			
Chandlers Ford (CFR)	d		1055									1155					
Romsey (ROM)	a		1103									1203					
Shawford (SHW)	d			1119										1217			
Winchester (WIN)	d	1057		1124a		1118				1148	1157		1222a			1218	
Micheldever (MIC)	d	1105									1205						
Basingstoke (BSK)	a	1115				1134					1216					1234	
Reading (RDG)	7 a																
Fleet (FLE)	a																
Farnborough (Main) (FNB)	a	1130									1230						
Woking (WOK)	a	1139								1219	1240						
Clapham Junction (CLJ)	10 a					1211										1311	
London Waterloo (WAT)	↻ 15 a	1208				1220				1249	1308					1320	

NOTES (see introductory pages for explanation of train operator codes and standard symbols)

a Arrival time

d Departure time

D From Salisbury, see table 156

G To Brighton, see table 178

H To Gloucester, see table 133

Weymouth, Bournemouth, Yarmouth (IOW), Lymington, Southampton, Portsmouth and Fareham to Winchester and London

Mondays to Fridays

Operator	XC	SW	SW	SW	SW	SW	SW	SW	SW	SW	SW	SW	SW	SW	SW	SW
Train ID	1M46	1J24	1B16	1T42	2R42	2B44	1J26	1W58	1J28	1B20	1T46	2R46	2B48	1J30		
Days of operation/Notes	A				D							D				
1st Class/Reservations/Bus/Ferry	1															
Catering facilities																
Weymouth (WEY)	d							1120								
Upwey (UPW)	d							1124								
Dorchester West (DCW)	a															
Dorchester South (DCH)	d							1133								
Moreton (Dorset) (MTN)	d							1139								
Wool (WOO)	d							1145								
Wareham (WRM)	d							1153								
Holton Heath (HOL)	d							1156								
Hamworthy (HAM)	d							1201								
Poole (POO)	4 a							1206								
Poole (POO)	4 d			1141				1207			1241					
Parkstone (Dorset) (PKS)	d			1145							1245					
Branksome (BSM)	d			1148							1248					
Bournemouth (BMH)	a			1154				1217			1254					
Bournemouth (BMH)	d	1145		1159			1205	1222			1259			1304		
Pokesdown (POK)	d						1209	1226						1308		
Christchurch (CHR)	d						1213	1230						1312		
Hinton Admiral (HNA)	d						1218							1317		
New Milton (NWM)	d						1222	1237						1321		
Sway (SWY)	d						1227							1326		
Yarmouth (I.O.W.) (YMH)	d		1105						1205							
Lymington Pier (LYP)	a		1145						1245							
Lymington Pier (LYP)	d		1157				1227			1257						1327
Lymington Town (LYT)	d		1159				1229			1259						1329
Brockenhurst (BCU)	3 a		1208	1213			1232	1238	1243	1308	1313			1331	1338	
Brockenhurst (BCU)	3 d			1214			1233		1244		1314			1332		
Beaulieu Road (BEU)	d													1337		
Ashurst New Forest (ANF)	d						1240							1341		
Totton (TTN)	d						1245							1346		
Redbridge (RDB)	d					1227								1327		
Millbrook (Hants) (MBK)	d					1231								1331		
Southampton Central (SOU)	a	1214		1228		1234	1252		1258		1328		1334	1352		
Southampton Central (SOU)	d	1216		1230		1235	1255		1300		1330		1335	1355		
St Denys (SDN)	d					1240								1340		
Swaythling (SWG)	d					1243								1343		
Southampton Airport Parkway (SOA)	d	1223		1238		1246	1303		1308		1338		1346	1403		
Portsmouth Harbour (PMH)	d				1159							1259				
Portsmouth & Southsea (PMS)	d				1204							1304				
Fratton (FTN)	d				1208							1308				
Hilsea (HLS)	d				1212							1312				
Cosham (CSA)	d				1217							1317				
Portchester (PTC)	d				1222							1322				
Fareham (FRM)	d				1228							1328				
Botley (BOE)	d				1235							1335				
Hedge End (HDE)	d				1240							1340				
Eastleigh (ESL)	3 a				1246	1249	1307					1346	1350	1406		
Eastleigh (ESL)	3 d				1247	1250	1314					1347	1350	1414		
Chandlers Ford (CFR)	d					1255						1355				
Romsey (ROM)	a					1303						1403				
Shawford (SHW)	d						1319							1419		
Winchester (WIN)	d	1232		1248	1256		1324a		1318		1348	1356		1425a		
Micheldever (MIC)	d				1305							1405				
Basingstoke (BSK)	a	1247			1316				1334			1415				
Reading (RDG)	7 a	1305														
Fleet (FLE)	a															
Farnborough (Main) (FNB)	a				1330							1430				
Woking (WOK)	a			1320	1340						1420	1439				
Clapham Junction (CLJ)	10 a								1411							
London Waterloo (WAT)	15 a			1349	1408				1420		1449	1508				

NOTES (see introductory pages for explanation of train operator codes and standard symbols)

a Arrival time
d Departure time

A To Manchester Piccadilly, see table 50
D From Salisbury, see table 156

Weymouth, Bournemouth, Yarmouth (IOW), Lymington, Southampton, Portsmouth and Fareham to Winchester and London

Mondays to Fridays

Operator Train ID Days of operation/Notes 1st Class/Reservations/Bus/Ferry Catering facilities	SW	GW	XC		SW	SW	SW	SW	SW	SW	SW	SW	SW	SW	SW	SW
	1W60	2V68	1M54		1J32	1B24	1T50	2R50	2B52	1J34	1W62	1J36	1B28	1T54	2R54	2B56
	□	□	□	□	□	□	□	□	□	□	□	□	□	□	□	□
Weymouth (WEY)	d	1220	1311								1320					
Upwey (UPW)	d	1224	1316								1324					
Dorchester West (DCW)	a		1323													
Dorchester South (DCH)	d	1233									1333					
Moreton (Dorset) (MTN)	d	1239									1339					
Wool (WOO)	d	1245									1345					
Wareham (WRM)	d	1253									1353					
Holton Heath (HOL)	d	1256									1356					
Hamworthy (HAM)	d	1301									1401					
Poole (POO)	4 a	1306									1406					
Poole (POO)	4 d	1307				1341					1407		1441			
Parkstone (Dorset) (PKS)	d					1345							1445			
Branksome (BSM)	d					1348							1448			
Bournemouth (BMH)	a	1317				1354					1417		1454			
Bournemouth (BMH)	d	1322		1345		1359			1405		1422		1459			1505
Pokesdown (POK)	d	1326							1409		1426					1509
Christchurch (CHR)	d	1330							1413		1430					1513
Hinton Admiral (HNA)	d								1418							1518
New Milton (NWM)	d	1337							1422		1437					1522
Sway (SWY)	d								1427							1527
Yarmouth (I.O.W.) (YMH)	d					1305										
Lymington Pier (LYP)	a					1345										
Lymington Pier (LYP)	d					1357					1427		1457			
Lymington Town (LYT)	d					1359					1429		1459			
Brockenhurst (BCU)	3 a	1343				1408	1413			1432	1438	1443	1508	1513		1532
Brockenhurst (BCU)	3 d	1344					1414			1433		1444		1514		1533
Beaulieu Road (BEU)	d															
Ashurst New Forest (ANF)	d									1440						1540
Totton (TTN)	d									1445						1545
Redbridge (RDB)	d								1421							1527
Millbrook (Hants) (MBK)	d								1424							1531
Southampton Central (SOU)	a	1358		1413		1428		1430	1453		1458		1528		1534	1553
Southampton Central (SOU)	d	1400		1415		1430		1436	1455		1500		1530		1535	1555
St Denys (SDN)	d							1440							1540	
Swaythling (SWG)	d							1443							1543	
Southampton Airport Parkway (SOA)	← d	1408		1422		1438		1446	1503		1508		1538		1546	1603
Portsmouth Harbour (PMH)	d						1359							1459		
Portsmouth & Southsea (PMS)	d						1404							1504		
Fratton (FTN)	d						1408							1508		
Hilsea (HLS)	d						1412							1512		
Cosham (CSA)	d						1417							1517		
Portchester (PTC)	d						1422							1522		
Fareham (FRM)	d						1428							1528		
Botley (BOE)	d						1435							1535		
Hedge End (HDE)	d						1440							1540		
Eastleigh (ESL)	3 a						1446	1449	1509					1546	1549	1608
Eastleigh (ESL)	3 d						1447	1449	1511					1547	1550	1614
Chandlers Ford (CFR)	d							1455						1555		
Romsey (ROM)	a							1503						1603		
Shawford (SHW)	d								1516							1619
Winchester (WIN)	d	1418		1431		1448	1457		1521a		1518		1548	1556		1624a
Micheldever (MIC)	d						1505							1605		
Basingstoke (BSK)	a	1434		1446			1516				1535			1615		
Reading (RDG)	7 a			1505												
Fleet (FLE)	a															
Farnborough (Main) (FNB)	a						1530							1630		
Woking (WOK)	a					1519	1539						1619	1639		
Clapham Junction (CLJ)	10 a	1511									1611					
London Waterloo (WAT)	15 a	1519				1552	1608				1619		1649	1708		

NOTES (see introductory pages for explanation of train operator codes and standard symbols)

a Arrival time
d Departure time

A To Manchester Piccadilly, see table 50
D From Salisbury, see table 156
H To Gloucester, see table 133

Weymouth, Bournemouth, Yarmouth (IOW), Lymington, Southampton, Portsmouth and Fareham to Winchester and London

Mondays to Fridays

Operator Train ID Days of operation/Notes 1st Class/Reservations/Bus/Ferry Catering facilities	SW	SW	GW	XC		SW	SW	SW	SW	SW	SW	XC	SW	SW	SW
	1J38	1W64	2V72	1M62		1J40	1B30	1T58	2R58	2B60	1J42	1W66	2B06	1J44	1B32
	□	□	H	A	⚓	□	□	□	□	□	□	□	□	□	□
Weymouth (WEY)	d	1420	1455									1520			
Upwey (UPW)	d	1424	1500									1524			
Dorchester West (DCW)	a		1507												
Dorchester South (DCH)	d	1433										1533			
Moreton (Dorset) (MTN)	d	1439										1539			
Wool (WOO)	d	1445										1545			
Wareham (WRM)	d	1453										1553			
Holton Heath (HOL)	d	1456										1556			
Hamworthy (HAM)	d	1501										1601			
Poole (POO)	4 a	1506										1606			
Poole (POO)	4 d	1507										1607			1641
Parkstone (Dorset) (PKS)	d						1541								1645
Branksome (BSM)	d						1545								1648
Bournemouth (BMH)	a	1517					1554					1617			1654
Bournemouth (BMH)	d	1522		1545			1559				1605	1622	1645		1659
Pokesdown (POK)	d	1526									1609	1626			
Christchurch (CHR)	d	1530									1613	1630			
Hinton Admiral (HNA)	d										1618				
New Milton (NWM)	d	1537									1622	1637			
Sway (SWY)	d										1627				
Yarmouth (I.O.W.) (YMH)	⚓ d					1505									
Lymington Pier (LYP)	⚓ a					1545									
Lymington Pier (LYP)	d	1527					1557				1627				1659
Lymington Town (LYT)	d	1529					1559				1629				1701
Brockenhurst (BCU)	3 a	1538	1543				1608	1613			1632	1638	1643		1709
Brockenhurst (BCU)	3 d		1544					1614			1633		1644		1713
Beaulieu Road (BEU)	d														
Ashurst New Forest (ANF)	d										1640				
Totton (TTN)	d										1645				
Redbridge (RDB)	d										1627				
Millbrook (Hants) (MBK)	d										1631				
Southampton Central (SOU)	a	1558		1614			1628				1634	1651	1658	1713	1728
Southampton Central (SOU)	d	1600		1617			1630				1635	1652	1700	1717	1724
St Denys (SDN)	d										1640	1657			1730
Swaythling (SWG)	d										1643	1700			
Southampton Airport Parkwy (SOA)	⚓ d	1608		1624			1638				1646	1704	1708	1724	1731
Portsmouth Harbour (PMH)	⚓ d							1559							
Portsmouth & Southsea (PMS)	d							1604							
Fratton (FTN)	d							1608							
Hilsea (HLS)	d							1612							
Cosham (CSA)	d							1617							
Portchester (PTC)	d							1622							
Fareham (FRM)	d							1628							
Botley (BOE)	d							1635							
Hedge End (HDE)	d							1640							
Eastleigh (ESL)	3 a							1646	1649	1707				1736	
Eastleigh (ESL)	3 d							1647	1650	1714					
Chandlers Ford (CFR)	d								1655						
Romsey (ROM)	a								1703						
Shawford (SHW)	d									1719					
Winchester (WIN)	d	1618		1633			1648	1656		1724a		1718	1733		1748
Micheldever (MIC)	d							1705							
Basingstoke (BSK)	a	1634		1647				1715				1734	1747		
Reading (RDG)	7 a			1706									1808		
Fleet (FLE)	a														
Farnborough (Main) (FNB)	a							1730							
Woking (WOK)	a						1720	1739							1819
Clapham Junction (CLJ)	10 a	1712										1811			
London Waterloo (WAT)	15 a	1724					1756	1812				1819			1849







NOTES (see introductory pages for explanation of train operator codes and standard symbols)

a Arrival time
d Departure time

A To Manchester Piccadilly, see table 50
D From Salisbury, see table 156
H To Gloucester, see table 133

Weymouth, Bournemouth, Yarmouth (IOW), Lymington, Southampton, Portsmouth and Fareham to Winchester and London

Mondays to Fridays

Operator	SW 1T62	SW 2R62 D	SW 1B64	SW 1J46	SW 1W68		SW 1J48	SW 1B34	SW 1T66	SW 2R66 D	SW 1B68	SW 1J50	SW 1W70	GW 2V94 J	XC 1M74 A	SW 1B36
Train ID Days of operation/Notes 1st Class/Reservations/Bus/Ferry Catering facilities	⏰	D	⏰	⏰	⏰		⏰	⏰	⏰	⏰	⏰	⏰	⏰	J	⏰◇ A	⏰
Weymouth (WEY)	d				1620								1720	1730		
Upwey (UPW)	d				1624								1724	1735		
Dorchester West (DCW)	a													1742		
Dorchester South (DCH)	d				1633								1733			
Moreton (Dorset) (MTN)	d				1639								1739			
Wool (WOO)	d				1645								1745			
Wareham (WRM)	d				1653								1753			
Holton Heath (HOL)	d				1656								1756			
Hamworthy (HAM)	d				1701								1801			
Poole (POO)	4 a				1706								1806			
Poole (POO)	4 d				1707			1741					1807			1841
Parkstone (Dorset) (PKS)	d							1745								1845
Branksome (BSM)	d							1748								1848
Bournemouth (BMH)	a				1718			1754					1817			1854
Bournemouth (BMH)	d		1705		1722			1759			1805		1822		1845	1859
Pokesdown (POK)	d		1709		1726						1809		1826			
Christchurch (CHR)	d		1713		1730						1813		1830			
Hinton Admiral (HNA)	d		1718								1818					
New Milton (NWM)	d		1722		1737						1822		1837			
Sway (SWY)	d		1727								1827					
Yarmouth (I.O.W.) (YMH)	 d					1705										
Lymington Pier (LYP)	 a					1745										
Lymington Pier (LYP)	d				1729		1759					1829				
Lymington Town (LYT)	d				1731		1801					1831				
Brockenhurst (BCU)	3 a		1732	1739	1743		1809	1813			1832	1839	1843		1859	1913
Brockenhurst (BCU)	3 d		1733		1744			1814			1833		1844		1900	1914
Beaulieu Road (BEU)	d		1738								1838					
Ashurst New Forest (ANF)	d		1742								1842					
Totton (TTN)	d		1747								1847					
Redbridge (RDB)	d	1727									1827					
Millbrook (Hants) (MBK)	d	1731									1831					
Southampton Central (SOU)	a	1733	1753		1758			1828			1834	1853	1859		1913	1928
Southampton Central (SOU)	d	1735	1755		1800			1830			1835	1855	1900		1917	1930
St Denys (SDN)	d	1740									1840					
Swaythling (SWG)	d	1743									1843					
Southampton Airport Parkway (SOA)	 d	1746	1803		1808			1838			1846	1903	1908		1924	1938
Portsmouth Harbour (PMH)	 d	1659						1759								
Portsmouth & Southsea (PMS)	d	1704						1804								
Fratton (FTN)	d	1708						1808								
Hilsea (HLS)	d	1712						1812								
Cosham (CSA)	d	1717						1817								
Portchester (PTC)	d	1722						1822								
Fareham (FRM)	d	1728						1828								
Botley (BOE)	d	1735						1835								
Hedge End (HDE)	d	1740						1840								
Eastleigh (ESL)	3 a	1746	1749	1806				1846	1849	1906						
Eastleigh (ESL)	3 d	1747	1750	1812				1847	1850	1914						
Chandlers Ford (CFR)	d		1755						1855							
Romsey (ROM)	a		1803						1904							
Shawford (SHW)	d		1817							1919						
Winchester (WIN)	d	1755	1823		1818			1848	1856	1925		1918				1948
Micheldever (MIC)	d	1805							1905							
Basingstoke (BSK)	a	1815	1840		1834				1915		1941	1934			1947	
Reading (RDG)	7 a														2006	
Fleet (FLE)	a															
Farnborough (Main) (FNB)	a	1830							1931							
Woking (WOK)	a	1840						1925	1941							2021
Clapham Junction (CLJ)	10 a				1911							2011				
London Waterloo (WAT)	 15 a	1909			1919			1952	2009				2021			2049

NOTES (see introductory pages for explanation of train operator codes and standard symbols)

a Arrival time
d Departure time

A To Manchester Piccadilly, see table 50
D From Salisbury, see table 156
J To Bristol Temple Meads, see table 133

Weymouth, Bournemouth, Yarmouth (IOW), Lymington, Southampton, Portsmouth and Fareham to Winchester and London

Mondays to Fridays

Operator	SW	SW	SW	SW	SW	SW	XC	SW	SW	SW		SW	SW	SW	SW	SW
Train ID	1T70	2R70	1J52	2B72	1W72	1J54	1M78	1B38	2T62	2R74		1J56	2B76	1W74	1J58	1B40
Days of operation/Notes	□	□	□	□	□	□	□◇	□	□	□	🚢	□	□	□	□	□
1st Class/Reservations/Bus/Ferry	□	□	□	□	□	□	□	□	□	□	🚢	□	□	□	□	□
Weymouth (WEY)	d				1820									1920		
Upwey (UPW)	d				1824									1924		
Dorchester West (DCW)	a															
Dorchester South (DCH)	d				1833									1937e		
Moreton (Dorset) (MTN)	d				1839									1943		
Wool (WOO)	d				1845									1949		
Wareham (WRM)	d				1853									1957		
Holton Heath (HOL)	d				1856											
Hamworthy (HAM)	d				1901									2003		
Poole (POO)	4 a				1906									2008		
Poole (POO)	4 d			1850	1907			1941					1950	2009		2041
Parkstone (Dorset) (PKS)	d			1854				1945					1954			2045
Branksome (BSM)	d			1857				1948					1957			2048
Bournemouth (BMH)	a			1902	1917			1954					2002	2018		2054
Bournemouth (BMH)	d			1905	1922		1945	1959					2005	2022		2059
Pokesdown (POK)	d			1909	1926								2009	2026		
Christchurch (CHR)	d			1913	1930								2013	2030		
Hinton Admiral (HNA)	d			1918									2018			
New Milton (NWM)	d			1922	1937								2022	2037		
Sway (SWY)	d			1927									2027			
Yarmouth (I.O.W.) (YMH)	🚢 d										1900					
Lymington Pier (LYP)	🚢 a										1940					
Lymington Pier (LYP)	d		1903			1933						2003			2033	
Lymington Town (LYT)	d		1905			1935						2005			2035	
Brockenhurst (BCU)	3 a		1914	1932	1943	1944		2013				2014	2032	2043	2044	2113
Brockenhurst (BCU)	3 d			1933	1944			2014					2033	2044		2114
Beaulieu Road (BEU)	d												2038			
Ashurst New Forest (ANF)	d			1940									2042			
Totton (TTN)	d			1945									2047			
Redbridge (RDB)	d	1927									2027					
Millbrook (Hants) (MBK)	d	1931									2031					
Southampton Central (SOU)	a	1934		1951	1958		2013	2029			2034		2053	2058		2128
Southampton Central (SOU)	d	1935		1955	2000		2016	2030			2035		2055	2100		2130
St Denys (SDN)	d	1940									2040					
Swaythling (SWG)	d	1943									2043					
Southampton Airport Parkwy (SOA)	↔ d	1946		2003	2008		2023	2038			2046		2103	2108		2138
Portsmouth Harbour (PMH)	🚢 d	1859							1959							
Portsmouth & Southsea (PMS)	d	1904							2004							
Fratton (FTN)	d	1908							2008							
Hilsea (HLS)	d	1912							2012							
Cosham (CSA)	d	1917							2017							
Portchester (PTC)	d	1922							2022							
Fareham (FRM)	d	1928							2028							
Botley (BOE)	d	1935							2035							
Hedge End (HDE)	d	1940							2040							
Eastleigh (ESL)	3 a	1946	1950		2006				2047	2049			2106			
Eastleigh (ESL)	3 d	1947	1950		2013				2048	2050			2112			
Chandlers Ford (CFR)	d		1956							2055						
Romsey (ROM)	a		2003							2103						
Shawford (SHW)	d			2018					2054				2118			
Winchester (WIN)	d	1956		2023a	2018			2048	2100				2123a	2118		2148
Micheldever (MIC)	d	2005							2109							
Basingstoke (BSK)	a	2015			2034		2048		2122					2134		
Reading (RDG)	7 a						2107									
Fleet (FLE)	a								2140							
Farnborough (Main) (FNB)	a	2029							2145							
Woking (WOK)	a	2039						2121	2158					2153		2223
Clapham Junction (CLJ)	10 a				2111									2213		
London Waterloo (WAT)	🚢 15 a	2113			2127			2151	2234					2221		2249

NOTES (see introductory pages for explanation of train operator codes and standard symbols)

- a Arrival time
d Departure time
e Arrives 6 minutes earlier

D From Salisbury, see table 156

K To Birmingham New Street, see table 50

L Also calls at Hook 2131, Winchfield 2135, Brookwood 2153, Weybridge 2205, Walton-On-Thames 2209 and Surbiton 2216

Weymouth, Bournemouth, Yarmouth (IOW), Lymington, Southampton, Portsmouth and Fareham to Winchester and London

Mondays to Fridays

Operator Train ID Days of operation/Notes 1st Class/Reservations/Bus/Ferry	SW	SW	GW	SW	SW	GW	SW	SW	SW	SW		SW	SW	SW	SW	SW
	2T64 M D	2R78 D D	2M95 J	1J60 D	1W78 D	2V82 J D	1J62 D	2T66 D	2R82 D D		1J64 D	1W82 D	2W84 D	1J66 D	2R99 D D	
Weymouth (WEY)	d				2007	2015							2100	2230		
Upwey (UPW)	d				2011	2020							2104	2234		
Dorchester West (DCW)	a					2027										
Dorchester South (DCH)	d				2021c								2112	2243		
Moreton (Dorset) (MTN)	d				2027								2118	2249		
Wool (WOO)	d				2033								2124	2255		
Wareham (WRM)	d				2042c								2132	2302		
Holton Heath (HOL)	d															
Hamworthy (HAM)	d				2048								2138	2309		
Poole (POO)	4 a				2053								2143	2313		
Poole (POO)	4 d				2054								2144	2314		
Parkstone (Dorset) (PKS)	d				2058								2148	2318		
Branksome (BSM)	d				2101								2151	2322		
Bournemouth (BMH)	a				2107								2157	2331		
Bournemouth (BMH)	d				2112								2212			
Pokesdown (POK)	d				2116								2216			
Christchurch (CHR)	d				2120								2220			
Hinton Admiral (HNA)	d				2125								2225			
New Milton (NWM)	d				2129								2229			
Sway (SWY)	d				2134								2234			
Yarmouth (I.O.W.) (YMH)	d											2110				
Lymington Pier (LYP)	a											2150				
Lymington Pier (LYP)	d				2103			2133				2203			2236	
Lymington Town (LYT)	d				2105			2135				2205			2238	
Brockenhurst (BCU)	3 a				2114	2138		2144				2214	2238		2247	
Brockenhurst (BCU)	3 d					2139							2239			
Beaulieu Road (BEU)	d															
Ashurst New Forest (ANF)	d					2147							2247			
Totton (TTN)	d					2152							2252			
Redbridge (RDB)	d											2227				2316
Millbrook (Hants) (MBK)	d											2231				2319
Southampton Central (SOU)	a					2157						2234		2257		2322
Southampton Central (SOU)	d					2200						2235		2300		2323
St Denys (SDN)	d											2240				2328
Swaythling (SWG)	d											2243				2331
Southampton Airport Parkwy (SOA)	4 d					2208						2246		2308		2334
Portsmouth Harbour (PMH)	d	2059				2123					2154					
Portsmouth & Southsea (PMS)	d	2104				2127					2159					
Fratton (FTN)	d	2108				2131					2203					
Hilsea (HLS)	d	2112									2207					
Cosham (CSA)	d	2117									2212					
Portchester (PTC)	d	2122									2217					
Fareham (FRM)	d	2128				2147c					2223					
Botley (BOE)	d	2135									2231					
Hedge End (HDE)	d	2140									2235					
Eastleigh (ESL)	3 a	2146	2149			2202					2242	2249		2311		2337
Eastleigh (ESL)	3 d	2147	2150			2212					2250			2312		2338
Chandlers Ford (CFR)	d		2155								2255					2343
Romsey (ROM)	a		2203								2304					2350
Shawford (SHW)	d					2218								2318		
Winchester (WIN)	d	2156				2224								2323a		
Micheldever (MIC)	d	2205														
Basingstoke (BSK)	a	2215				2240										
Reading (RDG)	7 a															
Fleet (FLE)	a	2240														
Farnborough (Main) (FNB)	a	2245														
Woking (WOK)	a	2258				2259										
Clapham Junction (CLJ)	10 a					2323										
London Waterloo (WAT)	15 a	2335				2331										

NOTES (see introductory pages for explanation of train operator codes and standard symbols)

- a Arrival time
- d Departure time
- c Arrives 3 minutes earlier

D From Salisbury, see table 156

J To Bristol Temple Meads, see table 133

M Also calls at Hook 2231, Winchfield 2235, Brookwood 2253, Weybridge 2305, Walton-On-Thames 2309 and Surbiton 2316

Weymouth, Bournemouth, Yarmouth (IOW), Lymington, Southampton, Portsmouth and Fareham to Winchester and London

Saturdays

Operator	Train ID	SW	SW	SW	SW	SW	XC	SW	SW	SW	SW	SW	SW	SW	SW	SW	SW
		2B14	2T14	2B16	1B14	2Y18	1M22	2R18	2T18	1B16	2T18	2R18	1J02	2B18	1J04	1W92	1T24
Days of operation/Notes		A	A	B	B	B	C	E	D	D	E	E	E	E	E	E	E
1st Class/Reservations/Bus/Ferry		□	□	□	□	□	□◇	□	□	□	□	□	□	□	□	□	□
Weymouth (WEY)	d																0542
Upwey (UPW)	d																
Dorchester West (DCW)	a																
Dorchester South (DCH)	d																0552
Moreton (Dorset) (MTN)	d																
Wool (WOO)	d																0602
Wareham (WRM)	d																0610
Holton Heath (HOL)	d																0613
Hamworthy (HAM)	d																0618
Poole (POO)	4 a																0623
Poole (POO)	4 d									0526							0624
Parkstone (Dorset) (PKS)	d									0530							0628
Branksome (BSM)	d									0534							0631
Bournemouth (BMH)	a									0540							0637
Bournemouth (BMH)	d									0542							0642
Pokesdown (POK)	d									0546							0646
Christchurch (CHR)	d									0550							0650
Hinton Admiral (HNA)	d									0555							0655
New Milton (NWM)	d									0600							0700
Sway (SWY)	d									0605							0705
Yarmouth (I.O.W.) (YMH)	d																
Lymington Pier (LYP)	a																
Lymington Pier (LYP)	d												0627		0657		
Lymington Town (LYT)	d												0629		0659		
Brockenhurst (BCU)	3 a									0609			0637		0707	0710	
Brockenhurst (BCU)	3 d									0610							0710
Beaulieu Road (BEU)	d																
Ashurst New Forest (ANF)	d									0618							0718
Totton (TTN)	d									0623							0723
Redbridge (RDB)	d									0616							
Millbrook (Hants) (MBK)	d									0620							
Southampton Central (SOU)	a									0623							0728
Southampton Central (SOU)	d	0512		0530	0600		0617	0635		0630			0635		0700		0730
St Denys (SDN)	d			0535				↗					0640				
Swaythling (SWG)	d			0538									0643				
Southampton Airport Parkwy (SOA)	↔ d	0520		0541	0608		0624			0638			0646		0708		0738
Portsmouth Harbour (PMH)	d									0548							0659
Portsmouth & Southsea (PMS)	d									0544							0704
Fratton (FTN)	d									0548							0708
Hilsea (HLS)	d									0601							0712
Cosham (CSA)	d		0509							0606							0717
Portchester (PTC)	d		0514							0611							0722
Fareham (FRM)	d		0520							0617							0728
Botley (BOE)	d		0527							0624							0735
Hedge End (HDE)	d		0532							0629							0740
Eastleigh (ESL)	3 a	0523	0538	0545	0611	0617				0637	0641	↔	0649		0711		0746
Eastleigh (ESL)	3 d	0524		0546	0613					0647	0642	0647	0650		0713		0747
Chandlers Ford (CFR)	d									↘			0655				
Romsey (ROM)	a												0703				
Shawford (SHW)	d			0552									0653			0718	
Winchester (WIN)	d	0534		0600c	0623		0633			0651	0700				0724		0748
Micheldever (MIC)	d			0608							0708						0805
Basingstoke (BSK)	a	0550		0618	0639		0647			0707	0719				0740		0815
Reading (RDG)	7 a						0707										
Fleet (FLE)	a	0610		0640									0740			0754	
Farnborough (Main) (FNB)	a	0615		0645									0745			0759	
Woking (WOK)	a	0628		0658	0659					0726	0758					0821	0839
Clapham Junction (CLJ)	10 a	0657													0827		
London Waterloo (WAT)	↔ 15 a	0709		0735	0729					0752	0840				0838		0849


NOTES (see introductory pages for explanation of train operator codes and standard symbols)

- a Arrival time
d Departure time
c Arrives 3 minutes earlier

- A Also calls at Hook 0601, Winfield 0605, Brookwood 0623, Weybridge 0635, Walton-On-Thames 0639 and Surbiton 0646
B Also calls at Hook 0631, Winfield 0635, Brookwood 0653, Weybridge 0705, Walton-On-Thames 0709 and Surbiton 0716
C To Manchester Piccadilly, see table 50
D Also calls at Hook 0731, Winfield 0735, Brookwood 0753, Weybridge 0805, Walton-On-Thames 0809 and Surbiton 0816
E From Romsey, see table 156

Weymouth, Bournemouth, Yarmouth (IOW), Lymington, Southampton, Portsmouth and Fareham to Winchester and London

Saturdays

Operator	SW 2R22	SW 2B24		SW 1J06	SW 1W48	GW 2V85	XC 1M30	SW 1J08	SW 1W94	SW 1T26	SW 2R26	SW 2B28	SW 1J10	SW 1W50	SW 1J12	SW 1W06
Train ID	F	F		F	F	G	C	F	F	F	F	F	F	F	F	F
Days of operation/Notes																
1st Class/Reservations/Bus/Ferry																
Catering facilities																
Weymouth (WEY)	d				0620	0638			0655					0720		0803
Upwey (UPW)	d				0624	0643			0659					0724		
Dorchester West (DCW)	a					0651										
Dorchester South (DCH)	d				0633				0707					0733		0813
Moreton (Dorset) (MTN)	d				0639				0714					0739		
Wool (WOO)	d				0645				0720					0745		
Wareham (WRM)	d				0653				0727					0753		0828
Holton Heath (HOL)	d				0656				0731					0756		
Hamworthy (HAM)	d				0701				0736					0801		0835
Poole (POO)	4 a				0706				0740					0806		0839
Poole (POO)	4 d		0650		0707				0741			0750		0807		0840
Parkstone (Dorset) (PKS)	d		0654						0745			0754				0844
Branksome (BSM)	d		0657						0749			0757				0848
Bournemouth (BMH)	a		0702		0717				0754			0802		0817		0854
Bournemouth (BMH)	d		0705		0722		0747		0759			0805		0822		0859
Pokesdown (POK)	d		0709		0726							0809		0826		
Christchurch (CHR)	d		0713		0730							0813		0830		
Hinton Admiral (HNA)	d		0718									0818				
New Milton (NWM)	d		0722		0737							0822		0837		
Sway (SWY)	d		0727									0827				
Yarmouth (I.O.W.) (YMH)	d			0630												
Lymington Pier (LYP)	a			0710												
Lymington Pier (LYP)	d			0727				0757					0827		0857	
Lymington Town (LYT)	d			0729				0759					0829		0859	
Brockenhurst (BCU)	3 a		0732		0737	0743		0807	0813			0832	0837	0843	0907	0913
Brockenhurst (BCU)	3 d		0733		0744				0814			0833		0844		0914
Beaulieu Road (BEU)	d															
Ashurst New Forest (ANF)	d		0740									0840				
Totton (TTN)	d		0745									0845				
Redbridge (RDB)	d	0721										0821				
Millbrook (Hants) (MBK)	d	0724										0824				
Southampton Central (SOU)	a	0731	0752		0758		0815		0828			0828	0852	0858		0928
Southampton Central (SOU)	d	0735	0755		0800		0817		0830			0835	0855	0900		0930
St Denys (SDN)	d	0740										0840				
Swaythling (SWG)	d	0743										0843				
Southampton Airport Parkway (SOA)	← d	0746	0803		0808		0825		0838			0846	0903	0908		0938
Portsmouth Harbour (PMH)	d									0759						
Portsmouth & Southsea (PMS)	d									0804						
Fratton (FTN)	d									0808						
Hilsea (HLS)	d									0812						
Cosham (CSA)	d									0817						
Portchester (PTC)	d									0822						
Fareham (FRM)	d									0828						
Botley (BOE)	d									0835						
Hedge End (HDE)	d									0840						
Eastleigh (ESL)	3 a	0749	0806							0846	0849	0906				
Eastleigh (ESL)	3 d	0750	0814							0846	0850	0914				
Chandlers Ford (CFR)	d	0755									0855					
Romsey (ROM)	a	0803									0903					
Shawford (SHW)	d		0819										0919			
Winchester (WIN)	d		0824a		0818		0833		0848	0856		0924a		0918		0948
Micheldever (MIC)	d									0905						
Basingstoke (BSK)	a				0834		0848			0915				0935		
Reading (RDG)	7 a						0906									
Fleet (FLE)	a															
Farnborough (Main) (FNB)	a									0930						
Woking (WOK)	a								0919	0939						1019
Clapham Junction (CLJ)	10 a				0911									1011		
London Waterloo (WAT)	15 a				0919				0949	1008				1019		1049







NOTES (see introductory pages for explanation of train operator codes and standard symbols)

a Arrival time
d Departure time

C To Manchester Piccadilly, see table 50
F From Salisbury, see table 156
G To Bristol Temple Meads, see table 133

Weymouth, Bournemouth, Yarmouth (IOW), Lymington, Southampton, Portsmouth and Fareham to Winchester and London

Saturdays

Operator Train ID Days of operation/Notes 1st Class/Reservations/Bus/Ferry Catering facilities	SW	SW	SW		SW	SW	GW	XC	SW	SW	SW	SW	SW	SW	SW	SW	SW
	1T30	2R30 F	2B32		1J14	1W52	2V60 H	1M38 C	1J16	1W08	1T34	2R34 F	2B36	1J18	1W54	1J20	
Weymouth (WEY)	d					0820	0846			0903					0920		
Upwey (UPW)	d					0824	0851								0924		
Dorchester West (DCW)	a						0859										
Dorchester South (DCH)	d					0833				0913					0933		
Moreton (Dorset) (MTN)	d					0839									0939		
Wool (WOO)	d					0845									0945		
Wareham (WRM)	d					0853				0928					0953		
Holton Heath (HOL)	d					0856									0956		
Hamworthy (HAM)	d					0901				0935					1001		
Poole (POO)	4 a					0906				0939					1006		
Poole (POO)	4 d		0850			0907				0940		0950			1007		
Parkstone (Dorset) (PKS)	d		0854							0944		0954					
Branksome (BSM)	d		0857							0948		0957					
Bournemouth (BMH)	a		0903			0917				0954		1002		1017			
Bournemouth (BMH)	d		0905			0922		0947		0959		1005		1022			
Pokesdown (POK)	d		0909			0926						1009		1026			
Christchurch (CHR)	d		0913			0930						1013		1030			
Hinton Admiral (HNA)	d		0918									1018					
New Milton (NWM)	d		0922			0937						1022		1037			
Sway (SWY)	d		0927									1027					
Yarmouth (I.O.W.) (YMH)	 d			0845													
Lymington Pier (LYP)	 a			0925													
Lymington Pier (LYP)	d				0927				0957					1027		1057	
Lymington Town (LYT)	d				0929				0959					1029		1059	
Brockenhurst (BCU)	3 a		0932			0937	0943	1001	1007	1013		1032	1037	1043	1107		
Brockenhurst (BCU)	3 d		0933				0944	1002		1014		1033		1044			
Beaulieu Road (BEU)	d		0938														
Ashurst New Forest (ANF)	d		0942									1040					
Totton (TTN)	d		0947									1045					
Redbridge (RDB)	d	0927										1027					
Millbrook (Hants) (MBK)	d	0931										1031					
Southampton Central (SOU)	a	0934	0953			0958		1015		1028		1034	1053		1058		
Southampton Central (SOU)	d	0935	0955			1000		1017		1030		1035	1055		1100		
St Denys (SDN)	d	0940										1040					
Swaythling (SWG)	d	0943										1043					
Southampton Airport Parkway (SOA)	 d	0946	1003			1008		1025		1038		1046	1103		1108		
Portsmouth Harbour (PMH)	 d	0859								0959							
Portsmouth & Southsea (PMS)	d	0904								1004							
Fratton (FTN)	d	0908								1008							
Hilsea (HLS)	d	0912								1012							
Cosham (CSA)	d	0917								1017							
Portchester (PTC)	d	0922								1022							
Fareham (FRM)	d	0928								1028							
Botley (BOE)	d	0935								1035							
Hedge End (HDE)	d	0940								1040							
Eastleigh (ESL)	3 a	0946	0949	1006						1046	1049	1106					
Eastleigh (ESL)	3 d	0947	0950	1014						1047	1050	1114					
Chandlers Ford (CFR)	d		0955								1055						
Romsey (ROM)	a		1003								1103						
Shawford (SHW)	d			1019									1119				
Winchester (WIN)	d	0956		1024a		1018		1033		1048	1056		1124a		1118		
Micheldever (MIC)	d	1005									1105						
Basingstoke (BSK)	a	1015				1034		1048			1115				1134		
Reading (RDG)	7 a							1105									
Fleet (FLE)	a																
Farnborough (Main) (FNB)	a	1030									1129						
Woking (WOK)	a	1039								1119	1140						
Clapham Junction (CLJ)	10 a					1111									1211		
London Waterloo (WAT)	 15 a	1108				1119				1149	1213				1223		







NOTES (see introductory pages for explanation of train operator codes and standard symbols)

a Arrival time
d Departure time

C To Manchester Piccadilly, see table 50
F From Salisbury, see table 156
H To Gloucester, see table 133

Weymouth, Bournemouth, Yarmouth (IOW), Lymington, Southampton, Portsmouth and Fareham to Winchester and London

Saturdays

Operator Train ID Days of operation/Notes 1st Class/Reservations/Bus/Ferry Catering facilities	SW	SW	SW	SW	SW	SW	XC		SW	SW	GW	SW	SW	SW	SW	SW
	1W12	1T38	2R38 F	2B40	1J22	1W56	1M46 C		1J24	1W16	2V64 H	1T42	2R42 F	2B44	1J26	1W58
Weymouth (WEY)	d	1003				1020				1103	1110					1120
Upwey (UPW)	d					1024					1115					1124
Dorchester West (DCW)	a										1123					
Dorchester South (DCH)	d	1013				1033				1113						1133
Moreton (Dorset) (MTN)	d					1039										1139
Wool (WOO)	d					1045										1145
Wareham (WRM)	d	1028				1053				1128						1153
Holton Heath (HOL)	d					1056										1156
Hamworthy (HAM)	d	1035				1101				1135						1201
Poole (POO)	4 a	1039				1106				1139						1206
Poole (POO)	4 d	1040			1050	1107				1140				1150		1207
Parkstone (Dorset) (PKS)	d	1044			1054					1144				1154		
Branksome (BSM)	d	1048			1057					1148				1157		
Bournemouth (BMH)	a	1054			1102	1117				1154				1202		1217
Bournemouth (BMH)	d	1059			1105	1122	1147			1159				1205		1222
Pokesdown (POK)	d				1109	1126								1209		1226
Christchurch (CHR)	d				1113	1130								1213		1230
Hinton Admiral (HNA)	d				1118									1218		
New Milton (NWM)	d				1122	1137								1222		1237
Sway (SWY)	d				1127									1227		
Yarmouth (I.O.W.) (YMH)	 d							1100								
Lymington Pier (LYP)	 a							1140								
Lymington Pier (LYP)	d				1127				1157							1227
Lymington Town (LYT)	d				1129				1159							1229
Brockenhurst (BCU)	3 a	1113			1132	1137	1143		1207	1213				1232	1237	1243
Brockenhurst (BCU)	3 d	1114			1133		1144			1214				1233		1244
Beaulieu Road (BEU)	d				1138											
Ashurst New Forest (ANF)	d				1142									1240		
Totton (TTN)	d				1148									1245		
Redbridge (RDB)	d				1127									1227		
Millbrook (Hants) (MBK)	d				1131									1231		
Southampton Central (SOU)	a	1128			1134	1154		1158	1215		1228			1234	1251	1258
Southampton Central (SOU)	d	1130			1135	1156		1200	1217		1230			1235	1255	1300
St Denys (SDN)	d				1140									1240		
Swaythling (SWG)	d				1143									1243		
Southampton Airport Parkway (SOA)	 d	1138			1146	1204		1208	1225		1238			1246	1303	1308
Portsmouth Harbour (PMH)	 d		1059									1159				
Portsmouth & Southsea (PMS)	d		1104											1204		
Fratton (FTN)	d		1108											1208		
Hilsea (HLS)	d		1112											1212		
Cosham (CSA)	d		1117											1217		
Portchester (PTC)	d		1122											1222		
Fareham (FRM)	d		1128											1228		
Botley (BOE)	d		1135											1235		
Hedge End (HDE)	d		1140											1240		
Eastleigh (ESL)	3 a		1146	1149	1207									1246	1249	1306
Eastleigh (ESL)	3 d		1147	1150	1214									1247	1250	1314
Chandlers Ford (CFR)	d			1155										1255		
Romsey (ROM)	a			1203										1303		
Shawford (SHW)	d				1219										1319	
Winchester (WIN)	d	1148	1156		1224a		1218	1233		1248		1256		1324a		1318
Micheldever (MIC)	d		1205									1305				
Basingstoke (BSK)	a		1215				1234	1248				1315				1334
Reading (RDG)	7 a							1305								
Fleet (FLE)	a															
Farnborough (Main) (FNB)	a		1229									1330				
Woking (WOK)	a	1220	1239							1319		1339				
Clapham Junction (CLJ)	10 a						1311									1411
London Waterloo (WAT)	 15 a	1253	1315				1321			1351		1415				1421

NOTES (see introductory pages for explanation of train operator codes and standard symbols)

a Arrival time
d Departure time

C To Manchester Piccadilly, see table 50
F From Salisbury, see table 156
H To Gloucester, see table 133

Weymouth, Bournemouth, Yarmouth (IOW), Lymington, Southampton, Portsmouth and Fareham to Winchester and London

Saturdays

Operator Train ID Days of operation/Notes 1st Class/Reservations/Bus/Ferry Catering facilities	SW	SW	SW	SW	SW	SW	SW	XC	SN		SW	SW	GW	SW	SW	SW
	1J28	1W18	1T46	2R46 F	2B48	1J30	1W60	1M54 C	1Y65 J		1J32	1W20	2V68 H	1T50	2R50 F	2B52
Weymouth (WEY)	d	1203					1220					1303	1310			
Upwey (UPW)	d						1224						1315			
Dorchester West (DCW)	a												1323			
Dorchester South (DCH)	d	1213					1233					1313				
Moreton (Dorset) (MTN)	d						1239									
Wool (WOO)	d						1245									
Wareham (WRM)	d	1228					1253					1328				
Holton Heath (HOL)	d						1256									
Hamworthy (HAM)	d	1235					1301					1335				
Poole (POO)	4 a	1239					1306					1339				
Poole (POO)	4 d	1240			1250		1307					1340				1350
Parkstone (Dorset) (PKS)	d	1244			1254							1344				1354
Branksome (BSM)	d	1248			1257							1348				1357
Bournemouth (BMH)	a	1254			1302		1317					1354				1402
Bournemouth (BMH)	d	1259			1305		1322	1347				1358				1405
Pokesdown (POK)	d				1309		1326									1409
Christchurch (CHR)	d				1313		1330									1413
Hinton Admiral (HNA)	d				1318											1418
New Milton (NWM)	d				1322		1337									1422
Sway (SWY)	d				1327											1427
Yarmouth (I.O.W.) (YMH)	d									1300						
Lymington Pier (LYP)	a									1340						
Lymington Pier (LYP)	d	1257					1327					1357				
Lymington Town (LYT)	d	1259					1329					1359				
Brockenhurst (BCU)	3 a	1307	1313		1332	1337	1343					1407	1413			1432
Brockenhurst (BCU)	3 d		1314		1333		1344						1414			1433
Beaulieu Road (BEU)	d				1338											
Ashurst New Forest (ANF)	d				1342											1440
Totton (TTN)	d				1347											1445
Redbridge (RDB)	d				1327											1421
Millbrook (Hants) (MBK)	d				1331											1424
Southampton Central (SOU)	a	1328			1334	1353		1358	1415			1428			1428	1451
Southampton Central (SOU)	d	1330			1335	1355		1400	1417	1426		1429			1435	1455
St Denys (SDN)	d				1340										1440	
Swaythling (SWG)	d				1343										1443	
Southampton Airport Parkway (SOA)	d	1338			1346	1403		1408	1425	1434		1438			1446	1503
Portsmouth Harbour (PMH)	d			1259										1359		
Portsmouth & Southsea (PMS)	d			1304										1404		
Fratton (FTN)	d			1308										1408		
Hilsea (HLS)	d			1312										1412		
Cosham (CSA)	d			1317										1417		
Portchester (PTC)	d			1322										1422		
Fareham (FRM)	d			1328										1428		
Botley (BOE)	d			1335										1435		
Hedge End (HDE)	d			1340										1440		
Eastleigh (ESL)	3 a			1346	1349	1406				1437				1446	1449	1506
Eastleigh (ESL)	3 d			1347	1350	1414								1448	1450	1513
Chandlers Ford (CFR)	d				1355										1455	
Romsey (ROM)	a				1403										1503	
Shawford (SHW)	d					1419										1518
Winchester (WIN)	d	1348	1356			1424a		1418	1433			1448		1456		1523a
Micheldever (MIC)	d			1405										1506		
Basingstoke (BSK)	a			1415				1434	1448					1517		
Reading (RDG)	7 a								1507							
Fleet (FLE)	a															
Farnborough (Main) (FNB)	a			1430										1531		
Woking (WOK)	a		1419	1439								1519		1540		
Clapham Junction (CLJ)	10 a							1511								
London Waterloo (WAT)	15 a		1451	1511				1521				1551		1611		

NOTES (see introductory pages for explanation of train operator codes and standard symbols)

a Arrival time
d Departure time

C To Manchester Piccadilly, see table 50
F From Salisbury, see table 156
H To Gloucester, see table 133
J To Brighton, see table 178

Weymouth, Bournemouth, Yarmouth (IOW), Lymington, Southampton, Portsmouth and Fareham to Winchester and London

Saturdays

Operator	SW	SW	SW	SW	SW	SW	SW	SW	SW	SW	GW	XC		SW	SW	SW	SW
Train ID	1J34	1W62	1J36	1W22	1T54	2R54	2B56	1J38	1W64	2V72	1M62			1J40	1W24	1T58	2R58
Days of operation/Notes 1st Class/Reservations/Bus/Ferry Catering facilities	□	□	□	□	□	F □	□	□	□	H □	C □	⚓	⚓	□	□	□	F □
Weymouth (WEY)	d	1320		1403					1420	1455					1503		
Upwey (UPW)	d	1324							1424	1500							
Dorchester West (DCW)	a									1508							
Dorchester South (DCH)	d	1333		1413					1433						1513		
Moreton (Dorset) (MTN)	d	1339							1439								
Wool (WOO)	d	1345							1445								
Wareham (WRM)	d	1353		1428					1453						1528		
Holton Heath (HOL)	d	1356							1456								
Hamworthy (HAM)	d	1401		1435					1501						1535		
Poole (POO)	4 a	1406		1439					1506						1539		
Poole (POO)	4 d	1407		1440			1450		1507						1540		
Parkstone (Dorset) (PKS)	d			1444			1454								1544		
Branksome (BSM)	d			1448			1457								1548		
Bournemouth (BMH)	a	1417		1454			1502		1517						1554		
Bournemouth (BMH)	d	1422		1459			1505		1522		1547				1559		
Pokesdown (POK)	d	1426					1509		1526								
Christchurch (CHR)	d	1430					1513		1530								
Hinton Admiral (HNA)	d						1518										
New Milton (NWM)	d	1437					1522		1537								
Sway (SWY)	d						1527										
Yarmouth (I.O.W.) (YMH)	⚓ d												1500				
Lymington Pier (LYP)	⚓ a												1540				
Lymington Pier (LYP)	d	1427		1457				1527						1557			
Lymington Town (LYT)	d	1429		1459				1529						1559			
Brockenhurst (BCU)	3 a	1437	1443	1507	1513		1532	1537	1543					1607	1613		
Brockenhurst (BCU)	3 d		1444		1514		1533		1544						1614		
Beaulieu Road (BEU)	d						1538										
Ashurst New Forest (ANF)	d						1542										
Totton (TTN)	d						1547										
Redbridge (RDB)	d						1527										1627
Millbrook (Hants) (MBK)	d						1531										1631
Southampton Central (SOU)	a	1458		1528			1534	1553	1558		1615			1628			1634
Southampton Central (SOU)	d	1500		1530			1535	1555	1600		1617			1630			1635
St Denys (SDN)	d						1540										1640
Swaythling (SWG)	d						1543										1643
Southampton Airport Parkway (SOA)	↔ d	1508		1538			1546	1603	1608		1625			1638			1646
Portsmouth Harbour (PMH)	⚓ d				1459											1559	
Portsmouth & Southsea (PMS)	d				1504											1604	
Fratton (FTN)	d				1508											1608	
Hilsea (HLS)	d				1512											1612	
Cosham (CSA)	d				1517											1617	
Portchester (PTC)	d				1522											1622	
Fareham (FRM)	d				1528											1628	
Botley (BOE)	d				1535											1635	
Hedge End (HDE)	d				1540											1640	
Eastleigh (ESL)	3 a				1546	1549	1607									1646	1649
Eastleigh (ESL)	3 d				1547	1550	1613									1647	1650
Chandlers Ford (CFR)	d					1555											1655
Romsey (ROM)	a					1603											1703
Shawford (SHW)	d						1619										
Winchester (WIN)	d	1518		1548	1556		1624a		1618		1633			1648	1656		
Micheldever (MIC)	d				1605										1705		
Basingstoke (BSK)	a	1534			1615				1634		1648				1715		
Reading (RDG)	7 a										1705						
Fleet (FLE)	a																
Farnborough (Main) (FNB)	a				1630											1730	
Woking (WOK)	a			1619	1639									1719	1739		
Clapham Junction (CLJ)	10 a	1611							1711								
London Waterloo (WAT)	⊕ 15 a	1621		1649	1709				1719					1749	1808		







NOTES (see introductory pages for explanation of train operator codes and standard symbols)

a Arrival time
d Departure time

C To Manchester Piccadilly, see table 50
F From Salisbury, see table 156
H To Gloucester, see table 133

Weymouth, Bournemouth, Yarmouth (IOW), Lymington, Southampton, Portsmouth and Fareham to Winchester and London

Saturdays

Operator Train ID Days of operation/Notes 1st Class/Reservations/Bus/Ferry Catering facilities	SW	SW	SW	SW	SW	SW	SW	SW	SW	SW	SW	XC		SW	SW	SW
	2B60	1J42	1W66	1J44	1W26	1T62	2R62 F	2B62	2B64	1J46	1W68	1M70 C		1J48	1W28	1T66
Weymouth (WEY)	d		1520		1603						1620					1703
Upwey (UPW)	d		1524								1624					
Dorchester West (DCW)	a															
Dorchester South (DCH)	d		1533		1613						1633				1713	
Moreton (Dorset) (MTN)	d		1539								1639					
Wool (WOO)	d		1545								1645					
Wareham (WRM)	d		1553		1628						1653				1728	
Holton Heath (HOL)	d		1556								1656					
Hamworthy (HAM)	d		1601		1635						1701				1735	
Poole (POO)	4 a		1606		1639						1706				1739	
Poole (POO)	4 d	1550	1607		1640				1650		1707				1740	
Parkstone (Dorset) (PKS)	d	1554			1644				1654						1744	
Branksome (BSM)	d	1557			1648				1657						1748	
Bournemouth (BMH)	a	1602	1617		1654				1702		1717				1754	
Bournemouth (BMH)	d	1605		1622	1659				1705		1722	1747			1759	
Pokesdown (POK)	d	1609		1626					1709		1726					
Christchurch (CHR)	d	1613		1630					1713		1730					
Hinton Admiral (HNA)	d	1618							1718							
New Milton (NWM)	d	1622		1637					1722		1737					
Sway (SWY)	d	1627							1727							
Yarmouth (I.O.W.) (YMH)	 d												1700			
Lymington Pier (LYP)	 a												1740			
Lymington Pier (LYP)	d		1627		1657					1727				1757		
Lymington Town (LYT)	d		1629		1659					1729				1759		
Brockenhurst (BCU)	3 a	1632	1637	1643	1707	1713			1732	1737	1743			1807	1813	
Brockenhurst (BCU)	3 d	1633		1644		1714			1733		1744				1814	
Beaulieu Road (BEU)	d								1738							
Ashurst New Forest (ANF)	d	1640							1742							
Totton (TTN)	d	1645							1747							
Redbridge (RDB)	d							1727								
Millbrook (Hants) (MBK)	d							1731								
Southampton Central (SOU)	a	1651		1658		1728		1733		1753		1758	1815		1828	
Southampton Central (SOU)	d	1655		1700		1730		1735	1741	1755		1800	1817		1830	
St Denys (SDN)	d							1740	1746							
Swaythling (SWG)	d							1743	1749							
Southampton Airport Parkway (SOA)	 d	1703		1708		1738		1746	1752	1803		1808	1825		1838	
Portsmouth Harbour (PMH)	 d					1659										1759
Portsmouth & Southsea (PMS)	d					1704										1804
Fratton (FTN)	d					1708										1808
Hilsea (HLS)	d					1712										1812
Cosham (CSA)	d					1717										1817
Portchester (PTC)	d					1722										1822
Fareham (FRM)	d					1728										1828
Botley (BOE)	d					1735										1835
Hedge End (HDE)	d					1740										1840
Eastleigh (ESL)	3 a	1706				1746	1749	1756	1806							1846
Eastleigh (ESL)	3 d	1714				1747	1750	1759	1814							1847
Chandlers Ford (CFR)	d						1755									
Romsey (ROM)	a						1803									
Shawford (SHW)	d	1719						1804	1819							
Winchester (WIN)	d	1724a		1718		1748	1756	1810	1824a		1818	1833		1848	1856	
Micheldever (MIC)	d						1805	1819							1905	
Basingstoke (BSK)	a		1734				1815	1829			1834	1848			1915	
Reading (RDG)	7 a											1907				
Fleet (FLE)	a															
Farnborough (Main) (FNB)	a						1830								1930	
Woking (WOK)	a				1819	1839								1919	1939	
Clapham Junction (CLJ)	10 a		1811								1911					
London Waterloo (WAT)	 15 a		1819		1849	1909					1920			1949	2011	







NOTES (see introductory pages for explanation of train operator codes and standard symbols)

a Arrival time
d Departure time

C To Manchester Piccadilly, see table 50
F From Salisbury, see table 156

Weymouth, Bournemouth, Yarmouth (IOW), Lymington, Southampton, Portsmouth and Fareham to Winchester and London

Saturdays

Operator	SW	SW	SW	SW	GW	SW	SW	SW	SW	SW	SW	SW	XC		SW	SW
Train ID	2R66	2B68	1J50	1W70	2V96	1J52	1W30	1T70	2R70	2B72	1J54	1W72	1M78		1J56	1W32
Days of operation/Notes 1st Class/Reservations/Bus/Ferry	F	F	F	F	G	F	F	F	F	F	F	F	K		F	F
Weymouth (WEY)	d			1720	1728		1803					1820				1903
Upwey (UPW)	d			1724	1733							1824				
Dorchester West (DCW)	a				1741											
Dorchester South (DCH)	d			1733			1813					1833				1913
Moreton (Dorset) (MTN)	d			1739								1839				
Wool (WOO)	d			1745								1845				
Wareham (WRM)	d			1753			1828					1853				1928
Holton Heath (HOL)	d			1756								1856				
Hamworthy (HAM)	d			1801			1835					1901				1935
Poole (POO)	4 a			1806			1839					1906				1939
Poole (POO)	4 d		1750	1807			1840			1850		1907				1940
Parkstone (Dorset) (PKS)	d		1754				1844			1854						1944
Branksome (BSM)	d		1757				1848			1857						1948
Bournemouth (BMH)	a		1802	1817			1854			1902		1917				1954
Bournemouth (BMH)	d		1805	1822			1859			1905		1922	1947			1959
Pokesdown (POK)	d		1809	1826						1909		1926				
Christchurch (CHR)	d		1813	1830						1913		1930				
Hinton Admiral (HNA)	d		1818							1918						
New Milton (NWM)	d		1822	1837						1922		1937				
Sway (SWY)	d		1827							1927						
Yarmouth (I.O.W.) (YMH)	 d													1900		
Lymington Pier (LYP)	 a													1940		
Lymington Pier (LYP)	d		1827			1857					1927				1957	
Lymington Town (LYT)	d		1829			1859					1929				1959	
Brockenhurst (BCU)	3 a		1832	1837	1843	1907	1913			1932	1937	1943	2001		2007	2013
Brockenhurst (BCU)	3 d		1833		1844		1914			1933		1944	2002			2014
Beaulieu Road (BEU)	d															
Ashurst New Forest (ANF)	d		1840							1940						
Totton (TTN)	d		1845							1945						
Redbridge (RDB)	d	1827								1927						
Millbrook (Hants) (MBK)	d	1831								1931						
Southampton Central (SOU)	a	1834	1852		1859		1928			1934	1951		1958	2015		2028
Southampton Central (SOU)	d	1835	1855		1900		1930			1935	1955		2000	2017		2030
St Denys (SDN)	d	1840								1940						
Swaythling (SWG)	d	1843								1943						
Southampton Airport Parkwy (SOA)	 d	1846	1903		1908		1938			1946	2003		2008	2025		2038
Portsmouth Harbour (PMH)	 d							1859								
Portsmouth & Southsea (PMS)	d							1904								
Fratton (FTN)	d							1908								
Hilsea (HLS)	d							1912								
Cosham (CSA)	d							1917								
Portchester (PTC)	d							1922								
Fareham (FRM)	d							1928								
Botley (BOE)	d							1935								
Hedge End (HDE)	d							1940								
Eastleigh (ESL)	3 a	1849	1906					1946	1949	2006						
Eastleigh (ESL)	3 d	1850	1914					1947	1950	2014						
Chandlers Ford (CFR)	d	1855							1955							
Romsey (ROM)	a	1905							2003							
Shawford (SHW)	d		1919							2019						
Winchester (WIN)	d		1924a		1918		1948	1956		2024a		2018				2048
Micheldever (MIC)	d							2005								
Basingstoke (BSK)	a			1934				2015				2034	2048			
Reading (RDG)	7 a												2105			
Fleet (FLE)	a															
Farnborough (Main) (FNB)	a							2030								
Woking (WOK)	a						2020	2039								2120
Clapham Junction (CLJ)	10 a			2011								2111				
London Waterloo (WAT)	 15 a			2019			2051	2108				2119				2149

NOTES (see introductory pages for explanation of train operator codes and standard symbols)

a Arrival time

d Departure time

F From Salisbury, see table 156

G To Bristol Temple Meads, see table 133

K To Birmingham New Street, see table 50

Weymouth, Bournemouth, Yarmouth (IOW), Lymington, Southampton, Portsmouth and Fareham to Winchester and London

Saturdays

Operator	SW	SW	SW	SW	SW	SW	SW	SW	SW	SW	SW	GW	SW	GW	SW	SW	
Train ID	2T62	2R74	2B76	1J58	1W74	1J60	1B78	2T64	2R78	1J62	2M95	1W78	2V98	2T66	1W82		
Days of operation/Notes	L	F	F	F	F	F	F	M	F	F	N	F	G	F	F		
1st Class/Reservations/Bus/Ferry	□	□	□	□	□	□	□	□	□	□	□	□	□	□	□	□	☰
Weymouth (WEY)	d				1920							2010	2020		2058		
Upwey (UPW)	d				1924							2014	2025		2102		
Dorchester West (DCW)	a												2033				
Dorchester South (DCH)	d				1933							2022			2110		
Moreton (Dorset) (MTN)	d				1939							2028			2116		
Wool (WOO)	d				1945							2034			2122		
Wareham (WRM)	d				1953							2042			2130		
Holton Heath (HOL)	d				1956												
Hamworthy (HAM)	d				2001							2048			2136		
Poole (POO)	4 a				2006							2053			2141		
Poole (POO)	4 d			1950								2054			2142		
Parkstone (Dorset) (PKS)	d			1954								2058			2146		
Branksome (BSM)	d			1957								2101			2149		
Bournemouth (BMH)	a			2002	2017							2107			2155		
Bournemouth (BMH)	d			2005	2022		2059					2112			2159		
Pokesdown (POK)	d			2009	2026							2116					
Christchurch (CHR)	d			2013	2030							2120					
Hinton Admiral (HNA)	d			2018								2125					
New Milton (NWM)	d			2022	2037							2129					
Sway (SWY)	d			2027								2134					
Yarmouth (I.O.W.) (YMH)	☰ d																2100
Lymington Pier (LYP)	☰ a																2140
Lymington Pier (LYP)	d			2027		2057				2127							
Lymington Town (LYT)	d			2029		2059				2129							
Brockenhurst (BCU)	3 a			2032	2037	2043	2107	2113		2137		2138			2213		
Brockenhurst (BCU)	3 d			2033		2044		2114				2139			2214		
Beaulieu Road (BEU)	d			2038													
Ashurst New Forest (ANF)	d			2042								2147					
Totton (TTN)	d			2047								2152					
Redbridge (RDB)	d		2027							2127							
Millbrook (Hants) (MBK)	d		2031							2131							
Southampton Central (SOU)	a		2034	2053		2058		2128		2134		2157			2228		
Southampton Central (SOU)	d		2035	2055		2100		2130		2135		2200			2230		
St Denys (SDN)	d		2040							2140							
Swaythling (SWG)	d		2043							2143							
Southampton Airport Parkwy (SOA)	← d		2046	2103		2108		2138		2146		2208			2238		
Portsmouth Harbour (PMH)	☰ d	1959						2059			2123				2154		
Portsmouth & Southsea (PMS)	d	2004						2104			2127				2159		
Fratton (FTN)	d	2008						2108			2131				2203		
Hilsea (HLS)	d	2012						2112							2207		
Cosham (CSA)	d	2017						2117							2212		
Portchester (PTC)	d	2022						2122							2217		
Fareham (FRM)	d	2028						2128			2145				2223		
Botley (BOE)	d	2035						2135							2230		
Hedge End (HDE)	d	2040						2140							2235		
Eastleigh (ESL)	3 a	2046	2049	2106				2146	2149		2158	2211			2241	2242	
Eastleigh (ESL)	3 d	2047	2050	2114				2147	2150			2212				2247	
Chandlers Ford (CFR)	d		2055						2155								
Romsey (ROM)	a		2103						2203								
Shawford (SHW)	d			2119								2217					
Winchester (WIN)	d	2056		2124a		2118		2148	2156			2223			2256		
Micheldever (MIC)	d	2105							2205								
Basingstoke (BSK)	a	2118				2134			2215			2239			2312		
Reading (RDG)	7 a																
Fleet (FLE)	a	2140							2240								
Farnborough (Main) (FNB)	a	2145							2245								
Woking (WOK)	a	2158				2153		2219	2258			2259			2332		
Clapham Junction (CLJ)	10 a					2213						2319			0002		
London Waterloo (WAT)	↻ 15 a	2239				2221		2249	2334			2328			0011		

NOTES (see introductory pages for explanation of train operator codes and standard symbols)

a Arrival time

d Departure time

F From Salisbury, see table 156

G To Bristol Temple Meads, see table 133

L Also calls at Hook 2131, Winchfield 2135, Brookwood 2153, Weybridge 2205, Walton-On-Thames 2209 and Surbiton 2216

M Also calls at Hook 2231, Winchfield 2235, Brookwood 2253, Weybridge 2305, Walton-On-Thames 2309 and Surbiton 2316

N To Westbury, see table 133

Weymouth, Bournemouth, Yarmouth (IOW), Lymington, Southampton, Portsmouth and Fareham to Winchester and London

Saturdays

Operator	SW	SW	SW	SW	SW	SW	SW
Train ID	1J64	2R82	2B84	1J66	2W84	2T68	2W86
Days of operation/Notes	F	F	P	F	F	F	F
1st Class/Reservations/Bus/Ferry	□	□	□	□	□	□	□
Weymouth (WEY)	d				2210		2310
Upwey (UPW)	d				2214		2314
Dorchester West (DCW)	a						
Dorchester South (DCH)	d				2222		2322
Moreton (Dorset) (MTN)	d				2228		2328
Wool (WOO)	d				2234		2334
Wareham (WRM)	d				2242		2342
Holton Heath (HOL)	d						
Hamworthy (HAM)	d				2248		2348
Poole (POO)	4 a				2253		2353
Poole (POO)	4 d				2254		2354
Parkstone (Dorset) (PKS)	d				2258		
Branksome (BSM)	d				2301		
Bournemouth (BMH)	a				2307		0003
Bournemouth (BMH)	d		2212		2312		
Pokesdown (POK)	d		2216		2316		
Christchurch (CHR)	d		2220		2320		
Hinton Admiral (HNA)	d		2225		2325		
New Milton (NWM)	d		2229		2329		
Sway (SWY)	d		2234		2334		
Yarmouth (I.O.W.) (YMH)	d						
Lymington Pier (LYP)	a						
Lymington Pier (LYP)	d	2203		2236			
Lymington Town (LYT)	d	2205		2238			
Brockenhurst (BCU)	3 a	2213	2238	2246	2338		
Brockenhurst (BCU)	3 d		2239		2339		
Beaulieu Road (BEU)	d						
Ashurst New Forest (ANF)	d		2247		2347		
Totton (TTN)	d		2252		2352		
Redbridge (RDB)	d	2227					
Millbrook (Hants) (MBK)	d	2231					
Southampton Central (SOU)	a	2234	2257		2357		
Southampton Central (SOU)	d	2235	2300		2359		
St Denys (SDN)	d	2240			0004		
Swaythling (SWG)	d	2243			0007		
Southampton Airport Parkwy (SOA)	d	2246	2308		0010		
Portsmouth Harbour (PMH)	d					2324	
Portsmouth & Southsea (PMS)	d					2328	
Fratton (FTN)	d					2332	
Hilsea (HLS)	d					2336	
Cosham (CSA)	d					2342	
Portchester (PTC)	d					2347	
Fareham (FRM)	d					2353	
Botley (BOE)	d					2359	
Hedge End (HDE)	d					0005	
Eastleigh (ESL)	3 a	2249	2311		0014	0011	
Eastleigh (ESL)	3 d	2250	2312			0018	
Chandlers Ford (CFR)	d	2255					
Romsey (ROM)	a	2303					
Shawford (SHW)	d		2319				
Winchester (WIN)	d		2325			0028a	
Micheldever (MIC)	d		2333				
Basingstoke (BSK)	a		2343				
Reading (RDG)	7 a						
Fleet (FLE)	a		0001				
Farnborough (Main) (FNB)	a		0006				
Woking (WOK)	a		0018				
Clapham Junction (CLJ)	10 a		0053				
London Waterloo (WAT)	15 a		0104				

NOTES (see introductory pages for explanation of train operator codes and standard symbols)

a Arrival time

d Departure time

F From Salisbury, see table 156

P Also calls at Hook 2351, Winchfield 2355, Brookwood 0013, West Byfleet 0024, Weybridge 0029, Walton-On-Thames 0033, Surbiton 0039 and Wimbledon 0047

Weymouth, Bournemouth, Yarmouth (IOW), Lymington, Southampton, Portsmouth and Fareham to Winchester and London

Sundays

Operator Train ID Days of operation/Notes 1st Class/Reservations/Bus/Ferry Catering facilities	SW	SW	SW	SW	SW	SW	SW	SW	XC	SW	GW	SW	SW	SW	SW	SW
	1B20	1T24	1B24	1B26	2R28 A	1T28	1B28	2R28 A	1M34 B ◇ ⚡	1W28	1V76 C ⚡	2R32 A	1J14	1T32	1B32	2R32 A
Weymouth (WEY)	d									0748	0810					
Upwey (UPW)	d									0752	0815					
Dorchester West (DCW)	a										0822					
Dorchester South (DCH)	d									0800						
Moreton (Dorset) (MTN)	d									0807						
Wool (WOO)	d									0813						
Wareham (WRM)	d									0820						
Holton Heath (HOL)	d															
Hamworthy (HAM)	d									0827						
Poole (POO)	4 a									0831						
Poole (POO)	4 d			0720			0750			0832					0855	
Parkstone (Dorset) (PKS)	d			0724			0754			0836						
Branksome (BSM)	d			0727			0757			0840						
Bournemouth (BMH)	a			0732			0802			0846					0904	
Bournemouth (BMH)	d			0736			0806			0850					0906	
Pokesdown (POK)	d			0740			0810								0910	
Christchurch (CHR)	d			0744			0814								0914	
Hinton Admiral (HNA)	d			0749			0819								0919	
New Milton (NWM)	d			0753			0823			0901					0923	
Sway (SWY)	d			0758			0828								0928	
Yarmouth (I.O.W.) (YMH)	d															
Lymington Pier (LYP)	a															
Lymington Pier (LYP)	d													0914		
Lymington Town (LYT)	d													0916		
Brockenhurst (BCU)	3 a			0802			0832			0908				0924		0932
Brockenhurst (BCU)	3 d			0803			0833			0909						0933
Beaulieu Road (BEU)	d						0839									0939
Ashurst New Forest (ANF)	d			0813			0843									0943
Totton (TTN)	d			0818			0848									0948
Redbridge (RDB)	d				0846									0939		
Millbrook (Hants) (MBK)	d				0850									0943		
Southampton Central (SOU)	a			0824	0852		0853	←		0923				0945		0953
Southampton Central (SOU)	d	0655		0755	0826	0859	0855	0859	0920	0925				0959		0959
St Denys (SDN)	d				→			0904						→		1004
Swaythling (SWG)	d							0907								1007
Southampton Airport Parkway (SOA) ←	d	0703		0803	0834		0903	0910	0927	0933					1003	1010
Portsmouth Harbour (PMH)	d		0717				0817								0917	
Portsmouth & Southsea (PMS)	d		0722				0822								0922	
Fratton (FTN)	d		0726				0826								0926	
Hilsea (HLS)	d		0730				0830								0930	
Cosham (CSA)	d		0735				0835								0935	
Portchester (PTC)	d		0740				0840								0940	
Fareham (FRM)	d		0746				0846								0946	
Botley (BOE)	d		0754				0854								0954	
Hedge End (HDE)	d		0758				0858								0958	
Eastleigh (ESL)	3 a	0707	0804	0807			0904	0907	0913					1004	1007	1013
Eastleigh (ESL)	3 d	0711	0811				0911		0915						1011	1015
Chandlers Ford (CFR)	d								0920							1020
Romsey (ROM)	a								0928							1028
Shawford (SHW)	d	0717	0817				0917								1017	
Winchester (WIN)	d	0723	0823	0843			0923		0936	0942					1023	
Micheldever (MIC)	d	0732	0832				0932								1032	
Basingstoke (BSK)	a	0742	0844	0901			0942		0950	0958					1042	
Reading (RDG)	7 a								1008							
Fleet (FLE)	a			0913												
Farnborough (Main) (FNB)	a			0918												
Woking (WOK)	a	0802	0903	0928			1002			1019					1102	
Clapham Junction (CLJ)	10 a	0832	0930	0959			1029			1041					1129	
London Waterloo (WAT)	15 a	0847	0943	1015			1043			1053					1141	

NOTES (see introductory pages for explanation of train operator codes and standard symbols)

a Arrival time
d Departure time

A From Salisbury, see table 156
B To Manchester Piccadilly, see table 50
C Runs from 3 April. To Cardiff Central, see table 133

Weymouth, Bournemouth, Yarmouth (IOW), Lymington, Southampton, Portsmouth and Fareham to Winchester and London

Sundays

Operator	SW	XC	SW	SW	SW	SW	SW	SW	SW	SW	SW	SW	SW	SW	SW	SW
Train ID	1J16	1M38	1W32	2R36	1J18	1T36	1B36	2R36	1J20	1W36	2R40	1J22	1T40	1B40	2R40	
Days of operation/Notes	□	B	□	A	□	□	□	A	□	□	A	□	□	□	A	
1st Class/Reservations/Bus/Ferry	☞	□◇	□	□	□	□	□	□	□	□	□	□	□	□	□	
Catering facilities	☞	☞	☞	☞	☞	☞	☞	☞	☞	☞	☞	☞	☞	☞	☞	
Weymouth (WEY)	d			0848						0948						
Upwey (UPW)	d			0852						0952						
Dorchester West (DCW)	a															
Dorchester South (DCH)	d			0900						1000						
Moreton (Dorset) (MTN)	d			0907						1007						
Wool (WOO)	d			0913						1013						
Wareham (WRM)	d			0920						1020						
Holton Heath (HOL)	d															
Hamworthy (HAM)	d			0927						1027						
Poole (POO)	4 a			0931						1031						
Poole (POO)	4 d			0932			0955			1032				1055		
Parkstone (Dorset) (PKS)	d			0936						1037						
Branksome (BSM)	d			0940						1041						
Bournemouth (BMH)	a			0946			1004			1047				1104		
Bournemouth (BMH)	d		0940	0951			1006			1050				1106		
Pokesdown (POK)	d						1010							1110		
Christchurch (CHR)	d						1014							1114		
Hinton Admiral (HNA)	d						1019							1119		
New Milton (NWM)	d			1002			1023			1101				1123		
Sway (SWY)	d						1028							1128		
Yarmouth (I.O.W.) (YMH)	d	0845														
Lymington Pier (LYP)	a	0925														
Lymington Pier (LYP)	d	0944				1014			1044			1114				
Lymington Town (LYT)	d	0946				1016			1046			1116				
Brockenhurst (BCU)	3 a	0954	0954	1008		1024		1032	1108	1108		1124		1132		
Brockenhurst (BCU)	3 d		0955	1009				1033		1109				1133		
Beaulieu Road (BEU)	d							1039						1139		
Ashurst New Forest (ANF)	d							1043						1143		
Totton (TTN)	d							1048						1148		
Redbridge (RDB)	d					1039						1139				
Millbrook (Hants) (MBK)	d					1043						1143				
Southampton Central (SOU)	a		1008	1023	1045		1053	←		1123	1145			1153	←	
Southampton Central (SOU)	d		1020	1025	1059		1055	1059	1109	1125	1159			1155	1159	
St Denys (SDN)	d				→			1104			→			1155	1204	
Swaythling (SWG)	d							1107							1207	
Southampton Airport Parkwy (SOA) ↔	d		1027	1033				1103	1110	1133				1203	1210	
Portsmouth Harbour (PMH)	d						1017							1117		
Portsmouth & Southsea (PMS)	d						1022							1122		
Fratton (FTN)	d						1026							1126		
Hilsea (HLS)	d						1030							1130		
Cosham (CSA)	d						1035							1135		
Portchester (PTC)	d						1040							1140		
Fareham (FRM)	d						1046							1146		
Botley (BOE)	d						1054							1154		
Hedge End (HDE)	d						1058							1158		
Eastleigh (ESL)	3 a						1104	1107	1113				1204	1207	1213	
Eastleigh (ESL)	3 d							1111	1115					1211	1215	
Chandlers Ford (CFR)	d								1120						1220	
Romsey (ROM)	a								1128						1228	
Shawford (SHW)	d							1117						1217		
Winchester (WIN)	d		1036	1042				1123		1142				1223		
Micheldever (MIC)	d							1132						1232		
Basingstoke (BSK)	a		1050	1058				1142		1158				1242		
Reading (RDG)	7 a			1108												
Fleet (FLE)	a															
Farnborough (Main) (FNB)	a															
Woking (WOK)	a			1118				1202		1218				1302		
Clapham Junction (CLJ)	10 a			1141				1227		1239				1327		
London Waterloo (WAT)	15 a			1154				1237		1249				1337		

NOTES (see introductory pages for explanation of train operator codes and standard symbols)

a Arrival time
d Departure time

A From Salisbury, see table 156
B To Manchester Piccadilly, see table 50

Weymouth, Bournemouth, Yarmouth (IOW), Lymington, Southampton, Portsmouth and Fareham to Winchester and London

Sundays

Operator Train ID Days of operation/Notes 1st Class/Reservations/Bus/Ferry Catering facilities	XC	SW	SW	GW	SW	SW	SW	SW	SW	SW	SW	SW	SW	SW	SW	SW
	1M46 B	1J24	1W40	2V79 D	2R44 A	1J26	1T44	1B44	2R44 A	1J28	1W44	2R48 A	1J30	1T48	1B48	
Weymouth (WEY)	d		1048	1103						1148						
Upwey (UPW)	d		1052	1108						1152						
Dorchester West (DCW)	a			1116												
Dorchester South (DCH)	d		1100							1200						
Moreton (Dorset) (MTN)	d		1107							1207						
Wool (WOO)	d		1113							1213						
Wareham (WRM)	d		1120							1220						
Holton Heath (HOL)	d															
Hamworthy (HAM)	d		1127							1227						
Poole (POO)	4 a		1131							1231						
Poole (POO)	4 d		1132					1155		1232					1255	
Parkstone (Dorset) (PKS)	d		1136							1236						
Branksome (BSM)	d		1140							1240						
Bournemouth (BMH)	a		1146					1204		1246					1304	
Bournemouth (BMH)	d	1140	1150					1206		1250					1306	
Pokesdown (POK)	d							1210							1310	
Christchurch (CHR)	d							1214							1314	
Hinton Admiral (HNA)	d							1219							1319	
New Milton (NWM)	d		1201					1223		1301					1323	
Sway (SWY)	d							1228							1328	
Yarmouth (I.O.W.) (YMH)	d		1100													
Lymington Pier (LYP)	a		1140													
Lymington Pier (LYP)	d		1144				1214			1244			1314			
Lymington Town (LYT)	d		1146				1216			1246			1316			
Brockenhurst (BCU)	3 a		1154	1208			1224			1254	1308		1324		1332	
Brockenhurst (BCU)	3 d			1209						1233	1309				1333	
Beaulieu Road (BEU)	d									1239					1339	
Ashurst New Forest (ANF)	d									1243					1343	
Totton (TTN)	d									1248					1348	
Redbridge (RDB)	d					1239							1339			
Millbrook (Hants) (MBK)	d					1243							1343			
Southampton Central (SOU)	a	1208		1223		1245		1253	←		1323	1346			1353	
Southampton Central (SOU)	d	1217		1225		1259		1255	1259	1304	1325	1359			1355	
St Denys (SDN)	d					↔				1307		↔				
Swaythling (SWG)	d									1307						
Southampton Airport Parkway (SOA)	← d	1225		1233				1303	1310		1333				1403	
Portsmouth Harbour (PMH)	d							1217							1317	
Portsmouth & Southsea (PMS)	d							1222							1322	
Fratton (FTN)	d							1226							1326	
Hilsea (HLS)	d							1230							1330	
Cosham (CSA)	d							1235							1335	
Portchester (PTC)	d							1240							1340	
Fareham (FRM)	d							1246							1346	
Botley (BOE)	d							1254							1354	
Hedge End (HDE)	d							1258							1358	
Eastleigh (ESL)	3 a							1304	1307	1313					1404 1407	
Eastleigh (ESL)	3 d								1311	1315					1411	
Chandlers Ford (CFR)	d									1320						
Romsey (ROM)	a									1328						
Shawford (SHW)	d							1317							1417	
Winchester (WIN)	d	1233		1242				1323			1342				1423	
Micheldever (MIC)	d							1332							1432	
Basingstoke (BSK)	a	1248		1258				1342			1358				1443	
Reading (RDG)	7 a	1306														
Fleet (FLE)	a															
Farnborough (Main) (FNB)	a															
Woking (WOK)	a			1318				1402			1418				1502	
Clapham Junction (CLJ)	10 a			1339				1427			1439				1527	
London Waterloo (WAT)	15 a			1349				1437			1449				1537	

NOTES (see introductory pages for explanation of train operator codes and standard symbols)

a Arrival time
d Departure time

A From Salisbury, see table 156
B To Manchester Piccadilly, see table 50
D To Swindon, see table 133

Weymouth, Bournemouth, Yarmouth (IOW), Lymington, Southampton, Portsmouth and Fareham to Winchester and London

Sundays

Operator	SW 2R48	XC 1M54		SW 1J32	SW 1W48	SW 2R52	SW 1J34	SW 1T52	SW 1B52	SW 2R52	SW 1J36	SW 1W52	GW 2V83	SW 2R56	SW 1J38	SW 1T56
Train ID	A	B				A				A			E	A		
Days of operation/Notes																
1st Class/Reservations/Bus/Ferry																
Catering facilities																
Weymouth (WEY)	d				1248							1348	1409			
Upwey (UPW)	d				1252							1352	1414			
Dorchester West (DCW)	a												1422			
Dorchester South (DCH)	d				1300							1400				
Moreton (Dorset) (MTN)	d				1307							1407				
Wool (WOO)	d				1313							1413				
Wareham (WRM)	d				1320							1420				
Holton Heath (HOL)	d															
Hamworthy (HAM)	d				1327							1427				
Poole (POO)	4 a				1331							1431				
Poole (POO)	4 d				1332				1355			1432				
Parkstone (Dorset) (PKS)	d				1337							1437				
Branksome (BSM)	d				1341							1441				
Bournemouth (BMH)	a				1347				1404			1447				
Bournemouth (BMH)	d		1340		1350				1406			1450				
Pokesdown (POK)	d								1410							
Christchurch (CHR)	d								1414							
Hinton Admiral (HNA)	d								1419							
New Milton (NWM)	d				1401				1423			1501				
Sway (SWY)	d								1428							
Yarmouth (I.O.W.) (YMH)	d			1300												
Lymington Pier (LYP)	a			1340												
Lymington Pier (LYP)	d			1344			1414				1444				1514	
Lymington Town (LYT)	d			1346			1416				1446				1516	
Brockenhurst (BCU)	3 a			1354	1408		1424				1454	1508			1524	
Brockenhurst (BCU)	3 d				1409						1433	1509				
Beaulieu Road (BEU)	d										1439					
Ashurst New Forest (ANF)	d										1443					
Totton (TTN)	d										1448					
Redbridge (RDB)	d					1439									1539	
Millbrook (Hants) (MBK)	d					1443									1543	
Southampton Central (SOU)	a		1409		1423	1445			1453			1523			1545	
Southampton Central (SOU)	d	1359	1420		1425	1459			1455	1459		1525			1559	
St Denys (SDN)	d	1404								1504						
Swaythling (SWG)	d	1407								1507						
Southampton Airport Parkway (SOA)	d	1410	1427		1433				1503	1510		1533				
Portsmouth Harbour (PMH)	d							1417								1517
Portsmouth & Southsea (PMS)	d							1422								1522
Fratton (FTN)	d							1426								1526
Hilsea (HLS)	d							1430								1530
Cosham (CSA)	d							1435								1535
Portchester (PTC)	d							1440								1540
Fareham (FRM)	d							1446								1546
Botley (BOE)	d							1454								1554
Hedge End (HDE)	d							1458								1558
Eastleigh (ESL)	3 a	1413						1504	1507	1513						1604
Eastleigh (ESL)	3 d	1415							1511	1515						1611
Chandlers Ford (CFR)	d	1420								1520						
Romsey (ROM)	a	1428								1528						
Shawford (SHW)	d								1517							
Winchester (WIN)	d		1436		1442				1523			1542				
Micheldever (MIC)	d								1532							
Basingstoke (BSK)	a		1450		1458				1542			1558				
Reading (RDG)	7 a		1507													
Fleet (FLE)	a															
Farnborough (Main) (FNB)	a															
Woking (WOK)	a				1518				1602			1618				
Clapham Junction (CLJ)	10 a				1539				1627			1639				
London Waterloo (WAT)	15 a				1549				1637			1649				

NOTES (see introductory pages for explanation of train operator codes and standard symbols)

a Arrival time
d Departure time

A From Salisbury, see table 156
B To Manchester Piccadilly, see table 50
E To Bristol Temple Meads, see table 133

Weymouth, Bournemouth, Yarmouth (IOW), Lymington, Southampton, Portsmouth and Fareham to Winchester and London

Sundays

Operator Train ID Days of operation/Notes 1st Class/Reservations/Bus/Ferry Catering facilities	SW	SW	SW	XC		SW	SW	SW	SW	SW	SW	SW	SW	SW	SW	SW	GW
	1B56	1T56	2R56	1M62		1J40	1W56	2R60	1J42	1T60	1B60	1T60	2R60	1J44	1W60	2V86	
	□	□	▲	□◇	⚓	□	□	▲	□	□	□	□	▲	□	□	□	
Weymouth (WEY)	d						1448								1548	1610	
Upwey (UPW)	d						1452								1552	1615	
Dorchester West (DCW)	a															1622	
Dorchester South (DCH)	d						1500								1600		
Moreton (Dorset) (MTN)	d						1507								1607		
Wool (WOO)	d						1513								1613		
Wareham (WRM)	d						1520								1620		
Holton Heath (HOL)	d																
Hamworthy (HAM)	d						1527								1627		
Poole (POO)	4 a						1531								1631		
Poole (POO)	4 d	1455					1532				1555				1632		
Parkstone (Dorset) (PKS)	d						1537								1637		
Branksome (BSM)	d						1541								1641		
Bournemouth (BMH)	a	1504					1547				1604				1647		
Bournemouth (BMH)	d	1506			1540		1550				1606				1650		
Pokesdown (POK)	d	1510									1610						
Christchurch (CHR)	d	1514									1614						
Hinton Admiral (HNA)	d	1519									1619						
New Milton (NWM)	d	1523					1601				1623				1701		
Sway (SWY)	d	1528									1628						
Yarmouth (I.O.W.) (YMH)	⚓ d					1500											
Lymington Pier (LYP)	⚓ a					1540											
Lymington Pier (LYP)	d						1544			1614				1644			
Lymington Town (LYT)	d						1546			1616				1646			
Brockenhurst (BCU)	3 a	1532					1554	1608		1624			1632	1654	1708		
Brockenhurst (BCU)	3 d	1533						1609					1633		1709		
Beaulieu Road (BEU)	d	1539											1639				
Ashurst New Forest (ANF)	d	1543											1643				
Totton (TTN)	d	1548											1648				
Redbridge (RDB)	d									1639							
Millbrook (Hants) (MBK)	d									1643							
Southampton Central (SOU)	a	1553		←	1609		1623	1645			1653		←		1723		
Southampton Central (SOU)	d	1555		1559	1620		1625	1657			1655		1657		1725		
St Denys (SDN)	d			1604				↔					1706				
Swaythling (SWG)	d			1607									1709				
Southampton Airport Parkway (SOA)	← d	1603		1610	1627		1633				1703		1712		1733		
Portsmouth Harbour (PMH)	⚓ d									1617							
Portsmouth & Southsea (PMS)	d									1622							
Fratton (FTN)	d									1626							
Hilsea (HLS)	d									1630							
Cosham (CSA)	d									1635							
Portchester (PTC)	d									1640							
Fareham (FRM)	d									1646							
Botley (BOE)	d									1654							
Hedge End (HDE)	d									1658							
Eastleigh (ESL)	3 a	1606	←	1613						1704	1706	←	1715				
Eastleigh (ESL)	3 d	1607	1611	1615						1711	1707	1711	1716				
Chandlers Ford (CFR)	d			1620						↔			1721				
Romsey (ROM)	a			1628									1728				
Shawford (SHW)	d		1617										1717				
Winchester (WIN)	d	1617	1623		1636		1642				1717	1723			1742		
Micheldever (MIC)	d		1632									1732					
Basingstoke (BSK)	a	1633	1642		1650		1658				1733	1742			1758		
Reading (RDG)	7 a				1707												
Fleet (FLE)	a																
Farnborough (Main) (FNB)	a		1657									1757					
Woking (WOK)	a	1653	1708				1718				1753	1808			1818		
Clapham Junction (CLJ)	10 a	1714	1728				1739				1814	1828			1839		
London Waterloo (WAT)	⊕ 15 a	1724	1739				1749				1825	1839			1849		

NOTES (see introductory pages for explanation of train operator codes and standard symbols)

a Arrival time
d Departure time

A From Salisbury, see table 156
B To Manchester Piccadilly, see table 50
E To Bristol Temple Meads, see table 133

Weymouth, Bournemouth, Yarmouth (IOW), Lymington, Southampton, Portsmouth and Fareham to Winchester and London

Sundays

Operator	SW	SW	SW	SW	SW	SW	XC		SW	SW	SW	SW	SW	SW	SW	SW
Train ID	2R64	1J46	1T64	1B64	1T64	2R64	1M70		1J48	1W64	2R68	1J50	1T68	1B68	1T68	2R68
Days of operation/Notes	A					A	B				A					A
1st Class/Reservations/Bus/Ferry	□	□	□	□	□	□	□◇	☎	□	□	□	□	□	□	□	□
Catering facilities							☎									
Weymouth (WEY)	d									1648						
Upwey (UPW)	d									1652						
Dorchester West (DCW)	a															
Dorchester South (DCH)	d									1700						
Moreton (Dorset) (MTN)	d									1707						
Wool (WOO)	d									1713						
Wareham (WRM)	d									1720						
Holton Heath (HOL)	d															
Hamworthy (HAM)	d									1727						
Poole (POO)	4 a									1731						
Poole (POO)	4 d				1655					1732				1755		
Parkstone (Dorset) (PKS)	d									1737						
Branksome (BSM)	d									1741						
Bournemouth (BMH)	a				1704					1747				1804		
Bournemouth (BMH)	d				1706		1740			1750				1806		
Pokesdown (POK)	d				1710									1810		
Christchurch (CHR)	d				1714									1814		
Hinton Admiral (HNA)	d				1719									1819		
New Milton (NWM)	d				1723					1801				1823		
Sway (SWY)	d				1728									1828		
Yarmouth (I.O.W.) (YMH)	d							1700								
Lymington Pier (LYP)	a							1740								
Lymington Pier (LYP)	d		1714						1744			1814				
Lymington Town (LYT)	d		1716						1746			1816				
Brockenhurst (BCU)	3 a		1724		1732		1754		1754	1808		1824		1832		
Brockenhurst (BCU)	3 d				1733		1755			1809				1833		
Beaulieu Road (BEU)	d				1739									1839		
Ashurst New Forest (ANF)	d				1743									1843		
Totton (TTN)	d				1748									1848		
Redbridge (RDB)	d	1739									1839					
Millbrook (Hants) (MBK)	d	1743									1844					
Southampton Central (SOU)	a	1745			1753	←	1810			1823	1846			1853		←
Southampton Central (SOU)	d	1759			1755		1759	1820		1825	1857			1855		1857
St Denys (SDN)	d	←					1804				←					1906
Swaythling (SWG)	d						1807									1909
Southampton Airport Parkway (SOA)	← d				1803		1810	1827			1833			1903		1912
Portsmouth Harbour (PMH)	d			1717										1817		
Portsmouth & Southsea (PMS)	d			1722										1822		
Fratton (FTN)	d			1726										1826		
Hilsea (HLS)	d			1730										1830		
Cosham (CSA)	d			1735										1835		
Portchester (PTC)	d			1740										1840		
Fareham (FRM)	d			1746										1846		
Botley (BOE)	d			1754										1854		
Hedge End (HDE)	d			1758										1858		
Eastleigh (ESL)	3 a			1805	1806	←	1813							1904	1906	← 1915
Eastleigh (ESL)	3 d			1811	1807	1811	1815							1910	1907	1910 1916
Chandlers Ford (CFR)	d			←			1820						←			1921
Romsey (ROM)	a						1828									1928
Shawford (SHW)	d					1817										1916
Winchester (WIN)	d				1817	1823				1842				1917	1922	
Micheldever (MIC)	d					1832									1930	
Basingstoke (BSK)	a				1833	1842		1850		1858				1933	1941	
Reading (RDG)	7 a							1909								
Fleet (FLE)	a															
Farnborough (Main) (FNB)	a					1857										1957
Woking (WOK)	a					1853	1908			1918				1953	2008	
Clapham Junction (CLJ)	10 a					1915	1928			1939				2015	2028	
London Waterloo (WAT)	15 a					1925	1939			1949				2024	2040	

NOTES (see introductory pages for explanation of train operator codes and standard symbols)

a Arrival time
d Departure time

A From Salisbury, see table 156
B To Manchester Piccadilly, see table 50

Weymouth, Bournemouth, Yarmouth (IOW), Lymington, Southampton, Portsmouth and Fareham to Winchester and London

Sundays

Operator	SW	SW	GW	SW	SW	SW	SW	SW	SW	SW	XC		SW	SW	SW	SW	SW
Train ID	1J52	1W68	2V93	2R72	1J54	1T72	1B72	1T72	2R72	1M78			1J56	1W72	2R76	1J58	1T76
Days of operation/Notes 1st Class/Reservations/Bus/Ferry	□	□	E □	A □	□	□	□	□	□	□ ◇			□	□	A □	□	□
Weymouth (WEY)	d	1745	1753											1848			
Upwey (UPW)	d	1749	1758											1852			
Dorchester West (DCW)	a		1805														
Dorchester South (DCH)	d	1800c												1900			
Moreton (Dorset) (MTN)	d	1807												1907			
Wool (WOO)	d	1813												1913			
Wareham (WRM)	d	1820												1920			
Holton Heath (HOL)	d																
Hamworthy (HAM)	d	1827												1927			
Poole (POO)	4 a	1831												1931			
Poole (POO)	4 d	1832					1855							1932			
Parkstone (Dorset) (PKS)	d	1836												1937			
Branksome (BSM)	d	1840												1941			
Bournemouth (BMH)	a	1847					1904							1947			
Bournemouth (BMH)	d	1850					1906			1940				1950			
Pokesdown (POK)	d						1910										
Christchurch (CHR)	d						1914										
Hinton Admiral (HNA)	d						1919										
New Milton (NWM)	d	1901					1923							2001			
Sway (SWY)	d						1928										
Yarmouth (I.O.W.) (YMH)	d											1900					
Lymington Pier (LYP)	a											1940					
Lymington Pier (LYP)	d	1844			1914								1944			2014	
Lymington Town (LYT)	d	1846			1916								1946			2016	
Brockenhurst (BCU)	3 a	1854	1908		1924		1932						1954	2008		2024	
Brockenhurst (BCU)	3 d		1909				1933							2009			
Beaulieu Road (BEU)	d						1939										
Ashurst New Forest (ANF)	d						1943										
Totton (TTN)	d						1948										
Redbridge (RDB)	d			1939											2039		
Millbrook (Hants) (MBK)	d			1943											2043		
Southampton Central (SOU)	a	1923		1945		1953		←	2008				2023	2045			
Southampton Central (SOU)	d	1925		1959		1955		1959	2020				2025	2059			
St Denys (SDN)	d			↩				2004							↪		
Swaythling (SWG)	d							2007									
Southampton Airport Parkwy (SOA)	↔ d	1933				2003		2010	2027				2033				
Portsmouth Harbour (PMH)	d					1917											2017
Portsmouth & Southsea (PMS)	d					1922											2022
Fratton (FTN)	d					1926											2026
Hilsea (HLS)	d					1930											2030
Cosham (CSA)	d					1935											2035
Portchester (PTC)	d					1940											2040
Fareham (FRM)	d					1946											2046
Botley (BOE)	d					1954											2054
Hedge End (HDE)	d					1958											2058
Eastleigh (ESL)	3 a					2004	2006	←	2013								2105
Eastleigh (ESL)	3 d					2011	2007	2011	2015								2111
Chandlers Ford (CFR)	d					↪			2020								↪
Romsey (ROM)	a								2028								
Shawford (SHW)	d							2017									
Winchester (WIN)	d	1942					2017	2023					2042				
Micheldever (MIC)	d							2032									
Basingstoke (BSK)	a	1958					2033	2042		2050			2058				
Reading (RDG)	7 a									2107							
Fleet (FLE)	a																
Farnborough (Main) (FNB)	a							2057									
Woking (WOK)	a	2018					2053	2108					2118				
Clapham Junction (CLJ)	10 a	2039					2114	2128					2139				
London Waterloo (WAT)	↔ 15 a	2049					2124	2139					2149				

NOTES (see introductory pages for explanation of train operator codes and standard symbols)

- a Arrival time
- d Departure time
- c Arrives 4 minutes earlier

- A From Salisbury, see table 156
- E To Bristol Temple Meads, see table 133
- F To Birmingham New Street, see table 50

Weymouth, Bournemouth, Yarmouth (IOW), Lymington, Southampton, Portsmouth and Fareham to Winchester and London

Sundays

Operator Train ID Days of operation/Notes 1st Class/Reservations/Bus/Ferry	SW	SW	SW	SW	SW	SW	SW	SW	SW	SW	SW	GW		SW	SW	SW	SW
	1B76	1T76	2R76 A	1J60	2R80 A	1J62	1T80	1W76	1T80	2R80 A	2V94 E		1J64	2R99 G	1J66	1T84	
Weymouth (WEY)	d							1958				2010					
Upwey (UPW)	d							2002				2015					
Dorchester West (DCW)	a											2022					
Dorchester South (DCH)	d							2010									
Moreton (Dorset) (MTN)	d							2017									
Wool (WOO)	d							2023									
Wareham (WRM)	d							2030									
Holton Heath (HOL)	d																
Hamworthy (HAM)	d							2037									
Poole (POO)	4 a							2042									
Poole (POO)	4 d	1955						2050									
Parkstone (Dorset) (PKS)	d							2054									
Branksome (BSM)	d							2057									
Bournemouth (BMH)	a	2004						2103									
Bournemouth (BMH)	d	2006						2106									
Pokesdown (POK)	d	2010						2110									
Christchurch (CHR)	d	2014						2114									
Hinton Admiral (HNA)	d	2019						2119									
New Milton (NWM)	d	2023						2123									
Sway (SWY)	d	2028						2128									
Yarmouth (I.O.W.) (YMH)	d												2100				
Lymington Pier (LYP)	a												2140				
Lymington Pier (LYP)	d			2044		2114								2144		2214	
Lymington Town (LYT)	d			2046		2116								2146		2216	
Brockenhurst (BCU)	3 a	2032		2054		2124		2132						2154		2224	
Brockenhurst (BCU)	3 d	2033						2133									
Beaulieu Road (BEU)	d	2039						2139									
Ashurst New Forest (ANF)	d	2043						2143									
Totton (TTN)	d	2048						2148									
Redbridge (RDB)	d					2139										2235	
Millbrook (Hants) (MBK)	d					2143										2241	
Southampton Central (SOU)	a	2053		←		2145		2153		←						2247	
Southampton Central (SOU)	d	2055		2059		2159		2155		2159						2305	
St Denys (SDN)	d			2104		↪				2204						↪	
Swaythling (SWG)	d			2107						2207							
Southampton Airport Parkwy (SOA)	↔ d	2103		2110				2203		2210							
Portsmouth Harbour (PMH)	d							2117									2217
Portsmouth & Southsea (PMS)	d							2122									2222
Fratton (FTN)	d							2126									2226
Hilsea (HLS)	d							2130									2230
Cosham (CSA)	d							2135									2235
Portchester (PTC)	d							2140									2240
Fareham (FRM)	d							2146									2246
Botley (BOE)	d							2154									2254
Hedge End (HDE)	d							2158									2258
Eastleigh (ESL)	3 a	2106	←	2113				2205	2206	←	2213						2305
Eastleigh (ESL)	3 d	2107	2111	2115				2211	2207	2211	2215						
Chandlers Ford (CFR)	d			2120				↪			2220						
Romsey (ROM)	a			2128							2231						
Shawford (SHW)	d		2117							2218							
Winchester (WIN)	d	2117	2123					2217	2223								
Micheldever (MIC)	d		2132						2232								
Basingstoke (BSK)	a	2133	2142					2234	2242								
Reading (RDG)	7 a																
Fleet (FLE)	a																
Farnborough (Main) (FNB)	a		2157							2258							
Woking (WOK)	a	2153	2208					2254	2308								
Clapham Junction (CLJ)	10 a	2214	2228					2314	2328								
London Waterloo (WAT)	↔ 15 a	2224	2237					2324	2339								

NOTES (see introductory pages for explanation of train operator codes and standard symbols)

a Arrival time

d Departure time

A From Salisbury, see table 156

E To Bristol Temple Meads, see table 133

G From Romsey, see table 156

Weymouth, Bournemouth, Yarmouth (IOW), Lymington, Southampton, Portsmouth and Fareham to Winchester and London

Sundays

Operator Train ID Days of operation/Notes 1st Class/Reservations/Bus/Ferry		SW	SW	SW	SW	SW
		1W80	2R99 G	1W84	1W88	1T88
		□	□	□	□	□
Weymouth (WEY)	d	2058		2158	2258	
Upwey (UPW)	d	2102		2202	2302	
Dorchester West (DCW)	a					
Dorchester South (DCH)	d	2110		2210	2310	
Moreton (Dorset) (MTN)	d	2117		2217	2317	
Wool (WOO)	d	2123		2223	2323	
Wareham (WRM)	d	2130		2230	2330	
Holton Heath (HOL)	d					
Hamworthy (HAM)	d	2137		2237	2337	
Poole (POO)	4 a	2142		2242	2342	
Poole (POO)	4 d	2150		2250	2350	
Parkstone (Dorset) (PKS)	d	2154		2254	2354	
Branksome (BSM)	d	2157		2257	2357	
Bournemouth (BMH)	a	2203		2303	0003	
Bournemouth (BMH)	d	2208		2308		
Pokesdown (POK)	d	2212		2312		
Christchurch (CHR)	d	2216		2316		
Hinton Admiral (HNA)	d	2221		2321		
New Milton (NWM)	d	2225		2325		
Sway (SWY)	d	2230		2330		
Yarmouth (I.O.W.) (YMH)	☤ d					
Lymington Pier (LYP)	☤ a					
Lymington Pier (LYP)	d					
Lymington Town (LYT)	d					
Brockenhurst (BCU)	3 a	2234		2335		
Brockenhurst (BCU)	3 d	2235		2336		
Beaulieu Road (BEU)	d					
Ashurst New Forest (ANF)	d	2243		2343		
Totton (TTN)	d	2248		2348		
Redbridge (RDB)	d					
Millbrook (Hants) (MBK)	d					
Southampton Central (SOU)	a	2253	←	2354		
Southampton Central (SOU)	d	2255	2305			
St Denys (SDN)	d		2310			
Swaythling (SWG)	d		2313			
Southampton Airport Parkwy (SOA)	← d	2303	2316			
Portsmouth Harbour (PMH)	☤ d					2317
Portsmouth & Southsea (PMS)	d					2322
Fratton (FTN)	d					2326
Hilsea (HLS)	d					2330
Cosham (CSA)	d					2335
Portchester (PTC)	d					2340
Fareham (FRM)	d					2346
Botley (BOE)	d					2354
Hedge End (HDE)	d					2358
Eastleigh (ESL)	3 a	2309	2319			0005
Eastleigh (ESL)	3 d	2311	2322			
Chandlers Ford (CFR)	d		2327			
Romsey (ROM)	a		2335			
Shawford (SHW)	d	2317				
Winchester (WIN)	d	2323				
Micheldever (MIC)	d	2332				
Basingstoke (BSK)	a	2342				
Reading (RDG)	7 a					
Fleet (FLE)	a					
Farnborough (Main) (FNB)	a					
Woking (WOK)	a	0002				
Clapham Junction (CLJ)	10 a	0023				
London Waterloo (WAT)	↻ 15 a	0033				

NOTES (see introductory pages for explanation of train operator codes and standard symbols)

a Arrival time

d Departure time

G From Romsey, see table 156