

London to Woking, Guildford, Aldershot, Farnham, Alton and Basingstoke

Mondays to Fridays

Operator Train ID Days of operation/Notes 1st Class/Reservations/Bus	SW	SW	SW	SW	SW	SW	SW	SW	SW	SW	SW	SW	SW	SW	SW	SW	SW	
	2P05 A F	1W51 F F	1A05 A F	2P07 A F	2T09 S F	1A07 A F	2F03 A F	2P09 A F	1A09 A F	1W53 F F	1L11 G F	2F05 A F	2P11 A F	2T13 S F	1P13 A F	1A11 A F	1W87 F F	1L13 H F
London Waterloo (WAT) 15 d	0508	0530		0520			0550	0615		0630	0635	0620	0645	0642	0700	0653	0703	0710
Vauxhall (VXH) d	0512			0524			0554					0624						
Clapham Junction (CLJ) 10 d	0517	0537u		0529			0559	0622u		0637u	0642u	0629	0652u	0649u		0700u	0710u	0717u
Earlsfield (EAD) d				0532			0602					0632						
Wimbledon (WIM) 6 d	0523	0543		0536			0606					0636						
Surbiton (SUR) 6 d	0531			0544			0614					0644		0700		0711		
Esher (ESH) d				0548			0618					0648						
Hersham (HER) d				0552			0621					0651						
Walton-On-Thames (WAL) d	0538			0555			0624					0654		0707				
Weybridge (WYB) d	0542			0559			0627					0657		0711				
Byfleet & New Haw (BFN) d				0603			0630					0700						
West Byfleet (WBY) d	0546			0607			0633					0703				0721		
Woking (WOK) a	0550	0559		0611			0638	0642		0656	0701	0708	0712	0718	0724	0726	0729	0735
Woking (WOK) d	0552	0601	0602	0613	0618	0630		0643	0657	0657	0702		0713	0719	0725	0730	0730	0736
Worplesdon (WPL) d				0618				0648					0718					
Guildford (GLD) a	0600			0623				0654					0724		0732			
Brookwood (BKO) d			0608		0625	0636			0706c					0725		0736		
Ash Vale (AHV) d			0616			0645			0717							0744		
Aldershot (AHT) d			0621			0651			0723							0750		
Farnham (FNH) d			0627			0657			0729							0756		
Bentley (BTY) d			0633			0703			0735							0802		
Alton (AON) a			0640			0711			0742							0810		
Farnborough (Main) (FNB) d					0633										0733			
Fleet (FLE) d					0638										0738			
Winchfield (WNF) d					0644										0744			
Hook (HOK) d					0648										0748			
Basingstoke (BSK) a		0620			0658					0716	0722				0756		0748	0758

Operator Train ID Days of operation/Notes 1st Class/Reservations/Bus	SW	SW	SW	SW	SW	SW	SW	SW	SW	SW	SW	SW	SW	SW	SW	SW	SW	SW
	2F85 A F	2P13 A F	2L97 A F	1F93 A F	1P15 A F	1B55 J F	1A13 A F	2F09 A F	2P15 K F	1V15 L F	2L99 A F	1P17 A F	1A15 A F	1W57 M F	1T17 S F	2F87 A F	1L17 H F	2L17 A F
London Waterloo (WAT) 15 d	0650	0715	0712	0727	0730	0735	0723	0720	0745	0750	0742	0800	0753	0805	0808	0750	0820	0812
Vauxhall (VXH) d	0654						0724	0724								0754		
Clapham Junction (CLJ) 10 d	0659	0723u	0720u				0730u	0729	0752u	0757u			0800u	0812u		0759	0828u	0819u
Earlsfield (EAD) d	0702						0732	0732								0802		
Wimbledon (WIM) 6 d	0706						0736	0736								0806		
Surbiton (SUR) 6 d	0714		0730				0744	0744		0800			0811			0814		0830
Esher (ESH) d	0718						0748	0748								0818		
Hersham (HER) d	0721						0751	0751								0821		
Walton-On-Thames (WAL) d	0724		0737				0754	0754		0807						0824		0837
Weybridge (WYB) d	0727		0741				0757	0757		0811						0827		0841
Byfleet & New Haw (BFN) d	0730						0800	0800								0830		
West Byfleet (WBY) d	0733						0803	0803								0833		
Woking (WOK) a	0737	0743	0748	0753	0755	0758	0800	0808	0811	0816	0818	0824	0830		0833	0837	0846	0848
Woking (WOK) d	0739	0743	0749		0755	0800	0802		0813	0817	0819	0825	0831		0834	0839	0846	0849
Worplesdon (WPL) d		0748							0818									
Guildford (GLD) a	0747	0754			0804				0824				0833			0850		
Brookwood (BKO) d			0755				0808				0825		0837					0855
Ash Vale (AHV) d							0816						0845					
Aldershot (AHT) d							0821						0850					
Farnham (FNH) d							0827						0856					
Bentley (BTY) d							0833						0902					
Alton (AON) a							0840						0910					
Farnborough (Main) (FNB) d			0803								0833				0845			0903
Fleet (FLE) d			0808								0838							0908
Winchfield (WNF) d			0814								0844							0914
Hook (HOK) d			0818								0848							0918
Basingstoke (BSK) a			0826			0818				0836	0858			0848	0858		0905	0928

For the complete service between London and Surbiton see table 161
 For the complete service between Ash Vale and Farnham see table 152s

NOTES (see introductory pages for explanation of train operator codes and standard symbols)

- a Arrival time
- d Departure time
- u Stops to pick up only
- c Arrives 3 minutes earlier
- A To Portsmouth Harbour, see table 155
- F To Weymouth, see table 154
- G To Gillingham (Dorset), see table 153
- H To Exeter St Davids, see table 153
- J To Poole, see table 154
- K To Portsmouth & Southsea, see table 155
- L To Yeovil Pen Mill, see table 153
- M To Weymouth/Poole, see table 154
- S To Portsmouth Harbour, see table 154

London to Woking, Guildford, Aldershot, Farnham, Alton and Basingstoke

Mondays to Fridays

Operator Train ID Days of operation/Notes 1st Class/Reservations/Bus	SW 1P19	SW 1B17	SW 1A17	SW 2F13	SW 2P19	SW 1L19	SW 2L19	SW 1P21	SW 1A19	SW 1W59	SW 1T21	SW 2F15	SW 1L21	SW 2L21	SW 1P23	SW 1B19	SW 1A21	SW 2F17
	A	J			K	C		N		F	S		H		A	J		
London Waterloo (WAT) 15 d	0830	0835	0824	0820	0845	0850	0842	0900	0853	0905	0909	0850	0920	0912	0930	0935	0924	0920
Vauxhall (VXH) d				0824								0854						0924
Clapham Junction (CLJ) 10 d				0829	0853u				0900u	0912u		0859	0927u	0919u				0929
Earlsfield (EAD) d				0832								0902						0932
Wimbledon (WIM) 6 d				0836								0906						0936
Surbiton (SUR) 6 d			0841	0844			0900		0911			0914		0930			0941	0944
Esher (ESH) d				0848								0918						0948
Hersham (HER) d				0851								0921						0951
Walton-On-Thames (WAL) d				0854			0907					0924		0937				0954
Weybridge (WYB) d				0857			0911					0927		0941				0957
Byfleet & New Haw (BFN) d				0900								0930						1000
West Byfleet (WBY) d			0851	0903					0921			0933					0951	1003
Woking (WOK) a	0854	0858	0900	0908	0912	0915	0918	0924	0928		0933	0938	0945	0948	0954	0958	0959	1008
Woking (WOK) d	0855		0900		0913	0916	0919	0925	0929		0934		0946	0949	0955			1000
Worplesdon (WPL) d					0918													
Guildford (GLD) a	0902				0924			0932							1002			
Brookwood (BKO) 3 d			0906				0925		0936					0955				1006
Ash Vale (AHV) d			0914						0944									1014
Aldershot (AHT) d			0920						0950									1020
Farnham (FNH) d			0926						0956									1026
Bentley (BTY) d									1002									
Alton (AON) a			0958						1010									1037
Farnborough (Main) (FNB) d								0933			0946			1003				
Fleet (FLE) d								0938						1008				
Winchfield (WNF) d								0944						1014				
Hook (HOK) d								0948						1018				
Basingstoke (BSK) a						0936	0958			0947	0959		1005	1028				

Operator Train ID Days of operation/Notes 1st Class/Reservations/Bus	SW 2P23	SW 2L23	SW 1P25	SW 1A23	SW 1W61	SW 1T25	SW 2F19	SW 1L25	SW 2L25	SW 1P27	SW 1B21	SW 1A25	SW 2F21	SW 2P27	SW 2L27	SW 1P29	SW 1A27	SW 1W63
	K		N		F	S		H		A	J			K		N		F
London Waterloo (WAT) 15 d	0945	0942	1000	0953	1005	1009	0950	1020	1012	1030	1035	1023	1020	1045	1042	1100	1053	1105
Vauxhall (VXH) d							0954						1024					
Clapham Junction (CLJ) 10 d	0952u			1000u	1012u		0959	1027u	1019u			1030u	1029	1052u			1100u	1112u
Earlsfield (EAD) d							1002						1032					
Wimbledon (WIM) 6 d							1006						1036					
Surbiton (SUR) 6 d		1000		1011			1014		1030			1041	1044		1100		1111	
Esher (ESH) d							1018						1048					
Hersham (HER) d							1021						1051					
Walton-On-Thames (WAL) d		1007					1024		1037				1054		1107			
Weybridge (WYB) d		1011					1027		1041				1057		1111			
Byfleet & New Haw (BFN) d							1030						1100					
West Byfleet (WBY) d				1021			1033					1051	1103					1121
Woking (WOK) a	1012	1018	1024	1029		1033	1038	1045	1049	1054	1058	1059	1108	1112	1119	1124	1129	
Woking (WOK) d	1013	1019	1025	1030		1034		1046	1049	1055		1100		1113	1120	1125	1130	
Worplesdon (WPL) d	1018													1118				
Guildford (GLD) a	1024		1032							1102				1124		1132		
Brookwood (BKO) 3 d		1025		1036					1056			1106			1126			1136
Ash Vale (AHV) d				1044								1114						1144
Aldershot (AHT) d				1050								1120						1150
Farnham (FNH) d				1056								1126						1156
Bentley (BTY) d				1102														1202
Alton (AON) a				1110								1137						1210
Farnborough (Main) (FNB) d		1033				1045			1104						1134			
Fleet (FLE) d		1038							1109						1139			
Winchfield (WNF) d		1044							1115						1145			
Hook (HOK) d		1048							1118						1149			
Basingstoke (BSK) a		1058			1047	1058		1105	1128						1158			1148

NOTES (see introductory pages for explanation of train operator codes and standard symbols)

- a Arrival time
- d Departure time
- u Stops to pick up only
- A To Portsmouth Harbour, see table 155
- C To Salisbury, see table 153
- F To Weymouth, see table 154
- H To Exeter St Davids, see table 153
- J To Poole, see table 154
- K To Portsmouth & Southsea, see table 155
- N To Haslemere, see table 155
- S To Portsmouth Harbour, see table 154

London to Woking, Guildford, Aldershot, Farnham, Alton and Basingstoke

Mondays to Fridays

Operator Train ID Days of operation/Notes 1st Class/Reservations/Bus	SW 1T29 S □	SW 2F23	SW 1L29 H □	SW 2L29 □	SW 1P31 A □	SW 1B23 J □	SW 1A29 □	SW 2F25	SW 2P31 K □	SW 2L31 □	SW 1P33 N □	SW 1A31 □	SW 1W65 F □	SW 1T33 S □	SW 2F27	SW 1L33 H □	SW 2L33 □	SW 1P35 A □
London Waterloo (WAT) 15 d	1109	1050	1120	1112	1130	1135	1123	1120	1145	1142	1200	1153	1205	1209	1150	1220	1212	1230
Vauxhall (VXH) d		1054						1124							1154			
Clapham Junction (CLJ) 10 d		1059	1127u	1119u			1130u	1129	1152u			1200u	1212u		1159	1227u	1219u	
Earlsfield (EAD) d		1102						1132							1202			
Wimbledon (WIM) 6 d		1106						1136							1206			
Surbiton (SUR) 6 d		1114		1130			1141	1144		1201		1211			1214		1230	
Esher (ESH) d		1118						1148							1218			
Hersham (HER) d		1121						1151							1221			
Walton-On-Thames (WAL) d		1124		1137				1154		1208					1224		1237	
Weybridge (WYB) d		1127		1141				1157		1212					1227		1241	
Byfleet & New Haw (BFN) d		1130						1200							1230			
West Byfleet (WBY) d		1133					1151	1203				1221			1233			
Woking (WOK) a	1133	1138	1145	1148	1154	1158	1159	1208	1211	1218	1224	1229		1233	1238	1245	1248	1254
Woking (WOK) d	1134		1146	1149	1155		1200		1214	1219	1225	1230		1234		1246	1249	1255
Worplesdon (WPL) d									1218									
Guildford (GLD) a					1202				1224		1232							1302
Brookwood (BKO) 3 d				1155			1206			1225		1236						1255
Ash Vale (AHV) d							1214					1244						
Aldershot (AHT) d							1220					1250						
Farnham (FNH) d							1226					1256						
Bentley (BTY) d												1302						
Alton (AON) a							1237					1310						
Farnborough (Main) (FNB) d	1145			1203						1233				1245				1303
Fleet (FLE) d				1208						1238								1308
Winchfield (WNF) d				1214						1244								1314
Hook (HOK) d				1218						1248								1318
Basingstoke (BSK) a	1158		1205	1228						1258			1247	1258		1305	1328	

Operator Train ID Days of operation/Notes 1st Class/Reservations/Bus	SW 1B25 J □	SW 1A33 □	SW 2F29	SW 2P35 K □	SW 2L35 □	SW 1P37 N □	SW 1A35 □	SW 1W67 F □	SW 1T37 S □	SW 2F31	SW 1L37 H □	SW 2L37 □	SW 1P39 A □	SW 1B27 J □	SW 1A37 □	SW 2F33	SW 2P39 K □	SW 2L39 □
London Waterloo (WAT) 15 d	1235	1223	1220	1245	1242	1300	1253	1305	1309	1250	1320	1312	1330	1335	1323	1320	1345	1342
Vauxhall (VXH) d			1224							1254						1324		
Clapham Junction (CLJ) 10 d		1230u	1229	1252u			1300u	1312u		1259	1327u	1319u			1330u	1329	1352u	
Earlsfield (EAD) d			1232							1302						1332		
Wimbledon (WIM) 6 d			1236							1306						1336		
Surbiton (SUR) 6 d		1241	1244		1300		1311			1314		1330			1341	1344		1400
Esher (ESH) d			1248							1318						1348		
Hersham (HER) d			1251							1321						1351		
Walton-On-Thames (WAL) d			1254		1307					1324		1337				1354		1407
Weybridge (WYB) d			1257		1311					1327		1341				1357		1411
Byfleet & New Haw (BFN) d			1300							1330						1400		
West Byfleet (WBY) d		1251	1303				1321			1333					1351	1403		
Woking (WOK) a	1258	1259	1308	1312	1318	1324	1329		1333	1338	1345	1348	1354	1358	1359	1408	1412	1419
Woking (WOK) d		1300		1313	1319	1325	1330		1334		1346	1349	1355		1400		1413	1420
Worplesdon (WPL) d				1318													1418	
Guildford (GLD) a				1324		1332							1402				1423	
Brookwood (BKO) 3 d		1306			1325		1336					1355			1406			1427
Ash Vale (AHV) d		1314					1344								1414			
Aldershot (AHT) d		1320					1350								1420			
Farnham (FNH) d		1326					1356								1426			
Bentley (BTY) d							1402											
Alton (AON) a		1337					1411								1437			
Farnborough (Main) (FNB) d					1333				1344				1403					1434
Fleet (FLE) d					1338								1408					1440
Winchfield (WNF) d					1344								1414					1445
Hook (HOK) d					1348								1418					1450
Basingstoke (BSK) a					1358			1348	1358			1406	1428					1458

NOTES (see introductory pages for explanation of train operator codes and standard symbols)

- a Arrival time
- d Departure time
- u Stops to pick up only
- A To Portsmouth Harbour, see table 155
- F To Weymouth, see table 154
- H To Exeter St Davids, see table 153
- J To Poole, see table 154
- K To Portsmouth & Southsea, see table 155
- N To Haslemere, see table 155
- S To Portsmouth Harbour, see table 154

London to Woking, Guildford, Aldershot, Farnham, Alton and Basingstoke

Mondays to Fridays

Operator Train ID Days of operation/Notes 1st Class/Reservations/Bus	SW	SW	SW	SW	SW	SW	SW	SW	SW	SW	SW	SW	SW	SW	SW	SW	SW	SW
	1P41	1A39	1W69	1T41	2F35	1L41	2L41	1P43	1B29	1A41	2F37	2P43	2L43	1P45	1A43	1W71	1T45	2F39
	N	I	F	S		H	I	A	J	I	A	I	A	A	M	S		
London Waterloo (WAT) 15 d	1400	1353	1405	1409	1350	1420	1412	1430	1435	1423	1420	1445	1442	1500	1453	1505	1509	1450
Vauxhall (VXH) d					1354						1424							1454
Clapham Junction (CLJ) 10 d		1400u	1412u		1359	1427u	1419u			1430u	1429	1452u			1500u	1512u		1459
Earlsfield (EAD) d					1402						1432							1502
Wimbledon (WIM) 6 d					1406						1436							1506
Surbiton (SUR) 6 d		1411			1414		1430			1441	1444		1500		1511			1514
Esher (ESH) d					1418						1448							1518
Hersham (HER) d					1421						1451							1521
Walton-On-Thames (WAL) d					1424		1437				1454		1507					1524
Weybridge (WYB) d					1427		1441				1457		1511					1527
Byfleet & New Haw (BFN) d					1430						1501							1530
West Byfleet (WBY) d		1421			1433					1451	1504				1521			1533
Woking (WOK) a	1423	1429		1433	1438	1445	1448	1454	1458	1459	1509	1512	1518	1524	1529		1533	1538
Woking (WOK) d	1424	1430		1434		1446	1449	1455		1500		1513	1519	1525	1530		1534	
Worpleston (WPL) d												1518						
Guildford (GLD) a	1432							1502				1524		1532				
Brookwood (BKO) 3 d		1436					1455				1506		1525		1536			
Ash Vale (AHV) d		1444									1514				1544			
Aldershot (AHT) d		1450									1520				1550			
Farnham (FNH) d		1456									1526				1556			
Bentley (BTY) d		1502													1602			
Alton (AON) a		1510								1537					1610			
Farnborough (Main) (FNB) d				1445			1503							1533			1545	
Fleet (FLE) d							1508							1538				
Winchfield (WNF) d							1514							1544				
Hook (HOK) d							1518							1548				
Basingstoke (BSK) a			1448	1458		1505	1528							1558		1547	1558	

Operator Train ID Days of operation/Notes 1st Class/Reservations/Bus	SW	SW	SW	SW	SW	SW	SW	SW	SW	SW	SW	SW	SW	SW	SW	SW	SW	SW
	1L45	2T45	1P47	1B31	1A45	2F41	2P47	2L47	1P49	1A47	1W73	1T49	2F43	1L49	2L49	1P51	1A49	2F45
	H	A	A	J	I	K	I	A	A	M	S	I	H	I	A	A	I	
London Waterloo (WAT) 15 d	1520	1512	1530	1535	1523	1520	1545	1542	1600	1553	1605	1609	1550	1620	1612	1630	1625	1620
Vauxhall (VXH) d					1524								1554					1624
Clapham Junction (CLJ) 10 d	1527u	1519u			1530u	1529	1552u			1600u	1612u		1559	1627u	1619u			1629
Earlsfield (EAD) d					1532								1602					1632
Wimbledon (WIM) 6 d					1536								1606					1636
Surbiton (SUR) 6 d		1530			1541	1544		1600		1611			1614		1630		1641	1644
Esher (ESH) d					1548								1618					1648
Hersham (HER) d					1551								1621					1651
Walton-On-Thames (WAL) d		1537			1554			1607					1624		1637			1654
Weybridge (WYB) d		1541			1557			1611					1627		1641			1657
Byfleet & New Haw (BFN) d					1600								1630					1700
West Byfleet (WBY) d					1603					1621			1633				1651	1703
Woking (WOK) a	1545	1548	1554	1558	1559	1608	1612	1617	1624	1629		1633	1638		1650	1654	1657	1711
Woking (WOK) d	1546	1549	1555		1600			1613	1618	1625	1630		1634		1646u	1651	1655	1659
Worpleston (WPL) d								1618										
Guildford (GLD) a			1602					1623		1633						1702		
Brookwood (BKO) 3 d		1555			1606			1625		1636					1656			1705
Ash Vale (AHV) d					1614					1644								1713
Aldershot (AHT) d					1620					1650								1720
Farnham (FNH) d					1626					1656								1726
Bentley (BTY) d										1702								1732
Alton (AON) a					1637					1710								1739
Farnborough (Main) (FNB) d		1603							1633				1645			1704		
Fleet (FLE) d		1608							1638							1709		
Winchfield (WNF) d		1614							1644							1715		
Hook (HOK) d		1618							1648							1719		
Basingstoke (BSK) a	1605	1629							1658			1647	1658		1705	1730		

NOTES (see introductory pages for explanation of train operator codes and standard symbols)

- a Arrival time
- d Departure time
- u Stops to pick up only
- A To Portsmouth Harbour, see table 155
- F To Weymouth, see table 154
- H To Exeter St Davids, see table 153
- J To Poole, see table 154
- K To Portsmouth & Southsea, see table 155
- M To Weymouth/Poole, see table 154
- N To Haslemere, see table 155
- S To Portsmouth Harbour, see table 154

London to Woking, Guildford, Aldershot, Farnham, Alton and Basingstoke

Mondays to Fridays

Operator Train ID Days of operation/Notes 1st Class/Reservations/Bus	SW 2P51 K □	SW 1L51 P □	SW 2L51 □	SW 1P53 A □	SW 1A51 □	SW 1W75 M □	SW 1T53 S □	SW 2L53 □	SW 2F47 □	SW 1L53 H □	SW 2F91 □	SW 1A53 □	SW 1P55 A □	SW 2L55 □	SW 2F49 □	SW 2F93 □	SW 1L55 L □	SW 1P57 A □
London Waterloo (WAT) 15 d	1645	1650	1642	1700	1655	1705	1709	1711	1650	1720	1702	1725	1730	1741	1720	1732	1750	1800
Vauxhall (VXH) d									1654						1724			
Clapham Junction (CLJ) 10 d	1652u	1657u			1702u				1659						1729			
Earlsfield (EAD) d									1702						1732			
Wimbledon (WIM) 6 d									1706						1736			
Surbiton (SUR) 6 d			1700						1714	1718					1744	1748		
Esher (ESH) d									1718	1722					1748	1752		
Hersham (HER) d									1721	1725					1751	1755		
Walton-On-Thames (WAL) d			1707						1724	1729					1754	1759		
Weybridge (WYB) d			1711						1727	1733					1757	1803		
Byfleet & New Haw (BFN) d									1730	1736					1800	1806		
West Byfleet (WBY) d					1721				1733	1739					1803	1809		
Woking (WOK) a	1712		1720	1724	1729		1732	1736	1740	1746		1750	1754	1805	1810	1814		1823
Woking (WOK) d	1713	1716u	1721	1725	1730		1734	1737		1746u	1747	1751	1755	1806		1816		1824
Worplesdon (WPL) d	1718												1801			1821		
Guildford (GLD) a	1724			1733							1758		1807			1829		1832
Brookwood (BKO) 3 d			1727		1736			1743						1812				
Ash Vale (AHV) d					1744							1803						
Aldershot (AHT) d					1750							1809						
Farnham (FNH) d					1756							1815						
Bentley (BTY) d					1802							1824						
Alton (AON) a					1809							1831						
Farnborough (Main) (FNB) d			1734					1751						1819				
Fleet (FLE) d			1740					1756						1825				
Winchfield (WNF) d			1745					1802						1830				
Hook (HOK) d			1750					1806						1835				
Basingstoke (BSK) a		1736	1800			1745	1753	1816		1805				1845			1837	





Operator Train ID Days of operation/Notes 1st Class/Reservations/Bus	SW 1A55 □	SW 1W77 M □	SW 1T57 S □	SW 2L57 □	SW 2F51 □	SW 1L57 H □	SW 2F95 □	SW 1A57 □	SW 1P59 A □	SW 2L59 □	SW 2P59 K □	SW 2F53 □	SW 1A59 □	SW 1P61 A □	SW 1W79 M □	SW 1T61 S □	SW 2L61 □	SW 2F55 □
London Waterloo (WAT) 15 d	1755	1805	1809	1812	1750	1820	1802	1823	1830	1841	1845	1820	1853	1900	1905	1909	1911	1850
Vauxhall (VXH) d					1754							1824						1854
Clapham Junction (CLJ) 10 d	1802u				1759	1827u		1830u		1848u		1829	1900u		1912u		1918u	1859
Earlsfield (EAD) d					1802							1832						1902
Wimbledon (WIM) 6 d					1806							1836						1906
Surbiton (SUR) 6 d					1814		1818	1841				1844	1911					1914
Esher (ESH) d					1818		1822					1848						1918
Hersham (HER) d					1821		1825					1851						1921
Walton-On-Thames (WAL) d					1824		1829					1854						1924
Weybridge (WYB) d					1827		1833					1857						1927
Byfleet & New Haw (BFN) d					1830		1836					1900						1930
West Byfleet (WBY) d					1833		1839					1903						1933
Woking (WOK) a	1821		1832	1836	1841		1847	1853	1856	1907	1910	1916	1921	1926		1933	1937	1941
Woking (WOK) d	1826		1834	1837		1846u	1848	1855	1856	1908	1911	1916	1927			1934	1938	
Worplesdon (WPL) d							1853				1916							
Guildford (GLD) a							1900		1905		1922			1930				
Brookwood (BKO) 3 d	1832			1843						1915			1933				1945	
Ash Vale (AHV) d	1840							1907					1940					
Aldershot (AHT) d	1846							1912					1947					
Farnham (FNH) d	1854							1918					1953					
Bentley (BTY) d	1900							1924					2000					
Alton (AON) a	1907							1931					2007					
Farnborough (Main) (FNB) d				1851						1922						1945	1952	
Fleet (FLE) d				1856						1928							1958	
Winchfield (WNF) d				1902						1933							2003	
Hook (HOK) d				1906						1938							2008	
Basingstoke (BSK) a		1845	1854	1918		1905				1947					1947	1959	2016	





NOTES (see introductory pages for explanation of train operator codes and standard symbols)

- a Arrival time
- d Departure time
- u Stops to pick up only
- A To Portsmouth Harbour, see table 155
- H To Exeter St Davids, see table 153
- K To Portsmouth & Southsea, see table 155
- L To Yeovil Pen Mill, see table 153
- M To Weymouth/Poole, see table 154
- P To Westbury, see table 153
- S To Portsmouth Harbour, see table 154

London to Woking, Guildford, Aldershot, Farnham, Alton and Basingstoke

Mondays to Fridays

Operator Train ID Days of operation/Notes 1st Class/Reservations/Bus	SW 2Y61 D	SW 1L61 H	SW 1P63 A	SW 1W81 F	SW 1A61	SW 2F57	SW 2P63 K	SW 2L63	SW 1P65 N	SW 1B65 B	SW 1T65 S	SW 2F59	SW 1L65 H	SW 1P67 A	SW 1W83 F	SW 1A65	SW 2F61	SW 2P67 A	
London Waterloo (WAT)  15 d	1915	1920	1930	1935	1925	1920	1945	1942	2000	2005	2009	1950	2020	2030	2035	2023	2020	2045	
Vauxhall (VXH)  d						1924						1954					2024		
Clapham Junction (CLJ) 10 d	1922u	1927u			1933u	1929	1952u			2012u		1959	2027u			2030u	2029	2052u	
Earlsfield (EAD) d						1932						2002					2032		
Wimbledon (WIM)  6 d						1936						2006					2037		
Surbiton (SUR) 6 d						1944		2000				2014			2041		2045		
Esher (ESH) d						1948						2018					2049		
Hersham (HER) d						1951						2021					2052		
Walton-On-Thames (WAL) d						1954		2007				2024					2054		
Weybridge (WYB) d						1957		2011				2027					2058		
Byfleet & New Haw (BFN) d						2000						2030					2100		
West Byfleet (WBY) d					1951	2003						2033				2051	2103		
Woking (WOK) a	1942		1954	1958	1959	2008	2012	2018	2024			2033	2039	2045	2054	2058	2059	2108	2112
Woking (WOK) d	1943	1946u	1955		2000			2013	2019	2025		2034		2046	2055		2100		2113
Worplesdon (WPL) d	1948							2018											2118
Guildford (GLD) a	1954		2003					2024		2033					2103				2124
Brookwood (BKO)  3 d					2006			2025									2106		
Ash Vale (AHV) d					2014												2114		
Aldershot (AHT) d					2019												2120		
Farnham (FNH) d					2025												2126		
Bentley (BTY) d					2032												2132		
Alton (AON) a					2059												2139		
Farnborough (Main) (FNB) d								2033				2045							
Fleet (FLE) d								2038											
Winchfield (WNF) d								2044											
Hook (HOK) d								2048											
Basingstoke (BSK) a		2006						2058		2047	2058		2105						

Operator Train ID Days of operation/Notes 1st Class/Reservations/Bus	SW 2L67	SW 1P69 N	SW 1T69 S	SW 2F63	SW 1L69 C	SW 1P71 A	SW 1B85 B	SW 1A69	SW 2F65	SW 2P71 K	SW 2L71	SW 1P73 N	SW 1T73 S	SW 2F67	SW 1L73 Q	SW 1P75 A	SW 1B75 J	SW 1A73
London Waterloo (WAT)  15 d	2042	2100	2109	2053	2120	2130	2135	2123	2120	2145	2142	2200	2208	2150	2220	2230	2235	2223
Vauxhall (VXH)  d				2057					2124					2154				
Clapham Junction (CLJ) 10 d				2102	2127u			2130u	2129	2152u				2159	2227u			2230u
Earlsfield (EAD) d				2105					2132					2202				
Wimbledon (WIM)  6 d				2109					2136					2206				
Surbiton (SUR) 6 d	2100			2117				2141	2144		2200			2214				2241
Esher (ESH) d				2121					2148					2218				
Hersham (HER) d				2124					2151					2221				
Walton-On-Thames (WAL) d	2107			2126					2154		2207			2224				
Weybridge (WYB) d	2111			2130					2157		2211			2227				
Byfleet & New Haw (BFN) d				2132					2200					2230				
West Byfleet (WBY) d				2135				2151	2203					2233				2251
Woking (WOK) a	2118	2124	2133	2140	2145	2154	2158	2159	2208	2212	2218	2224	2234	2238	2245	2254	2258	2259
Woking (WOK) d	2119	2125	2134		2146	2155		2200		2213	2219	2225	2235		2246	2255		2300
Worplesdon (WPL) d										2218								
Guildford (GLD) a		2133						2203		2224		2233				2303		
Brookwood (BKO)  3 d	2125							2206				2225						2306
Ash Vale (AHV) d								2214										2314
Aldershot (AHT) d								2220										2320
Farnham (FNH) d								2226										2326
Bentley (BTY) d								2232										2333
Alton (AON) a								2239										2341
Farnborough (Main) (FNB) d	2133		2145								2233		2245					
Fleet (FLE) d	2138										2238							
Winchfield (WNF) d	2144										2244							
Hook (HOK) d	2148										2248							
Basingstoke (BSK) a	2158		2158		2205						2258		2259		2307			

NOTES (see introductory pages for explanation of train operator codes and standard symbols)

- a Arrival time
d Departure time
u Stops to pick up only
A To Portsmouth Harbour, see table 155
B To Bournemouth, see table 154
C To Salisbury, see table 153
D To Southampton Central, see table 154
F To Weymouth, see table 154
H To Exeter St Davids, see table 153
J To Poole, see table 154
K To Portsmouth & Southsea, see table 155
N To Haslemere, see table 155
Q To Yeovil Junction, see table 153
- S To Portsmouth Harbour, see table 154

London to Woking, Guildford, Aldershot, Farnham, Alton and Basingstoke

Mondays to Fridays

Operator Train ID Days of operation/Notes 1st Class/Reservations/Bus	SW	SW	SW	SW	SW	SW	SW	SW	SW	SW	SW	SW	SW	SW	SW	SW	SW	SW
	2F69	2L75	2P75	1A75	1B77	2F71	2L77	2P77	1A77	2B77	2F73	1L79	1L79	2L79	2L79	1A79	2F75	1S77
	□	□	□	□	□	□	□	□	□	□	□	FO	FX	FO	FX	FO	FO	E
London Waterloo (WAT) 15 d	2220	2242	2300	2253	2305	2250	2312	2332	2323	2335	2320	2340	2340	2342	2348	2356	2350	
Vauxhall (VXH) d	2224					2254					2324						2354	
Clapham Junction (CLJ) 10 d	2229	2249u	2307u	2300u	2312u	2259	2319u	2339u	2330u	2343u	2329	2347u	2347u	2350u	2355u	0003u	2359	
Earlsfield (EAD) d	2232					2302					2332						0002	
Wimbledon (WIM) 6 d	2236					2306					2336						0006	
Surbiton (SUR) 6 d	2244	2300		2311		2314	2338		2341		2344			0001	0006	0014	0016	
Esher (ESH) d	2248					2318					2348						0021	
Hersham (HER) d	2251					2321					2351						0024	
Walton-On-Thames (WAL) d	2254	2307				2324	2345				2354			0008	0013		0026	
Weybridge (WYB) d	2257	2311				2327	2349				2357			0012	0017		0030	
Byfleet & New Haw (BFN) d	2300					2330					2359						0032	0036
West Byfleet (WBY) d	2303			2321		2334			2355		0003				0022	0023	0035	0039
Woking (WOK) a	2308	2318	2326	2329	2332	2344	2355	2359	2359	0003	0007	0007	0007	0019	0026	0027	0040	0048
Woking (WOK) d		2319	2327	2331	2333		2357	0001	0004	0004		0008	0008	0020	0028	0030		
Worplesdon (WPL) d			2334															
Guildford (GLD) a			2339					0008										
Brookwood (BKO) 3 d		2325		2337				0003		0009				0026	0034	0036		
Ash Vale (AHV) d				2345						0017						0044		
Aldershot (AHT) d				2351						0022						0049		
Farnham (FNH) d				2357						0028						0058e		
Bentley (BTY) d				0004						0035						0104		
Alton (AON) a				0011						0042						0111		
Farnborough (Main) (FNB) d		2333						0011			0014			0034	0041			
Fleet (FLE) d		2338						0016			0020			0039	0047			
Winchfield (WNF) d		2344						0022						0044s	0052s			
Hook (HOK) d		2348						0026						0049s	0057s			
Basingstoke (BSK) a		2357			2351			0035			0033		0028	0028	0102	0106		

Operator Train ID Days of operation/Notes 1st Class/Reservations/Bus	SW	SW	SW	SW	SW
	2L81	2F77	2F77	2F79	1B01
	SM	TFM	SM	SM R	SM D
	□	□	□	□	□
London Waterloo (WAT) 15 d	0013	0009	0020	0036	0105
Vauxhall (VXH) d	0013	0024	0041	0109	
Clapham Junction (CLJ) 10 d	0021u	0018	0031c	0046	0115
Earlsfield (EAD) d		0021	0034	0049s	
Wimbledon (WIM) 6 d		0025	0038	0053	0120s
Surbiton (SUR) 6 d	0033	0035	0046	0105s	0128s
Esher (ESH) d		0039s	0050s		
Hersham (HER) d		0042s	0053s		
Walton-On-Thames (WAL) d	0040	0045s	0055s		
Weybridge (WYB) d	0044	0048s	0059s		
Byfleet & New Haw (BFN) d		0051s	0102s		
West Byfleet (WBY) d		0054s	0105s	0116s	
Woking (WOK) a	0051	0059	0109	0122	0141
Woking (WOK) d	0052	0100	0111		0142
Worplesdon (WPL) d					
Guildford (GLD) a		0107	0118		
Brookwood (BKO) 3 d	0058				
Ash Vale (AHV) d					
Aldershot (AHT) d					
Farnham (FNH) d					
Bentley (BTY) d					
Alton (AON) a					
Farnborough (Main) (FNB) d	0105				0151s
Fleet (FLE) d	0111				0157s
Winchfield (WNF) d	0116s				
Hook (HOK) d	0121s				
Basingstoke (BSK) a	0130				0209

NOTES (see introductory pages for explanation of train operator codes and standard symbols)

- | | | | |
|---|---|-----|---|
| a | Arrival time | R | Also calls at Raynes Park 0056, New Malden 0059 and Berrylands 0101 |
| d | Departure time | FO | Fridays only |
| s | Stops to set down only | FX | Not Fridays |
| u | Stops to pick up only | SM | Saturday mornings |
| c | Arrives 3 minutes earlier | TFM | Tuesday to Friday mornings |
| e | Arrives 4 minutes earlier | | |
| A | To Portsmouth Harbour, see table 155 | | |
| B | To Bournemouth, see table 154 | | |
| C | To Salisbury, see table 153 | | |
| D | To Southampton Central, see table 154 | | |
| E | From Waterloo via Hounslow and Staines, see table 151 | | |
| K | To Portsmouth & Southsea, see table 155 | | |
| Q | To Yeovil Junction, see table 153 | | |

London to Woking, Guildford, Aldershot, Farnham, Alton and Basingstoke

Saturdays

Operator Train ID Days of operation/Notes 1st Class/Reservations/Bus	SW 1A05 □	SW 1W51 F □	SW 2P07 A □	SW 2T09 P □	SW 1A07 □	SW 2F03 □	SW 2L09 □	SW 1A09 □	SW 1W53 F □	SW 1L11 C □	SW 2F05 □	SW 2P11 A □	SW 2T13 P □	SW 1A11 □	SW 1L13 G □	SW 2F07 □	SW 2L97 □
London Waterloo (WAT) 15 d		0530	0520			0550	0612		0630	0635	0620	0645	0642	0654	0710	0650	0712
Vauxhall (VXH) d			0524			0554					0624					0654	
Clapham Junction (CLJ) 10 d		0537u	0529			0559	0619u		0637u	0642u	0629	0652u	0649u	0701u	0717u	0659	0720u
Earlsfield (EAD) d			0532			0602					0632					0702	
Wimbledon (WIM) 6 d		0543	0536			0606					0636					0706	
Surbiton (SUR) 6 d		0551	0544			0614	0630				0644		0700	0712		0714	0730
Esher (ESH) d			0548			0618					0648					0718	
Hersham (HER) d			0552			0621					0651					0721	
Walton-On-Thames (WAL) d			0555			0624	0637				0654		0707			0724	0737
Weybridge (WYB) d			0558			0627	0641				0657		0711			0727	0741
Byfleet & New Haw (BFN) d			0601			0630					0700					0730	
West Byfleet (WBY) d			0604			0633					0703			0722		0733	
Woking (WOK) a		0602	0610			0637	0648		0656	0700	0708	0712	0718	0726	0735	0738	0748
Woking (WOK) d	0600	0603	0613	0619	0630	0638	0649	0657	0657	0701		0713	0719	0730	0736		0749
Worplesdon (WPL) d			0618									0718					
Guildford (GLD) a			0623			0646						0723					
Brookwood (BKO) 3 d	0607			0625	0636		0655	0703					0725	0736			0755
Ash Vale (AHV) d	0615				0644			0711						0744			
Aldershot (AHT) d	0620				0650			0720						0750			
Farnham (FNH) d	0628c				0656			0726						0756			
Bentley (BTY) d	0635				0702			0732						0802			
Alton (AON) a	0643				0710			0740						0810			
Farnborough (Main) (FNB) d				0633			0703						0733				0803
Fleet (FLE) d				0638			0708						0738				0808
Winchfield (WNF) d				0643			0714						0744				0814
Hook (HOK) d				0648			0718						0748				0818
Basingstoke (BSK) a		0623		0658			0728		0716	0722			0758		0758		0828




Operator Train ID Days of operation/Notes 1st Class/Reservations/Bus	SW 1P15 A □	SW 1W55 F □	SW 1A13 □	SW 2F09 □	SW 2P15 H □	SW 1L15 J □	SW 2L99 □	SW 1P17 A □	SW 1A15 □	SW 1W57 F □	SW 1T17 P □	SW 2F11 □	SW 1L17 G □	SW 2L17 □	SW 1P19 A □	SW 1W17 F □	SW 1A17 □
London Waterloo (WAT) 15 d	0730	0735	0724	0720	0745	0750	0742	0800	0754	0805	0809	0750	0820	0812	0830	0835	0824
Vauxhall (VXH) d				0724								0754					
Clapham Junction (CLJ) 10 d			0731u	0729	0752u	0757u			0801u	0812u		0759	0827u	0819u			0831u
Earlsfield (EAD) d				0732								0802					
Wimbledon (WIM) 6 d				0736								0806					
Surbiton (SUR) 6 d			0742	0744			0800		0812			0814		0830			0842
Esher (ESH) d				0748								0818					
Hersham (HER) d				0751								0821					
Walton-On-Thames (WAL) d				0754			0807					0824		0837			
Weybridge (WYB) d				0757			0811					0827		0841			
Byfleet & New Haw (BFN) d				0800								0830					
West Byfleet (WBY) d			0752	0803					0822			0833					0852
Woking (WOK) a	0754	0758	0759	0808	0812	0815	0818	0824	0829		0833	0838	0845	0848	0854	0858	0859
Woking (WOK) d	0755	0800	0800		0813	0816	0819	0825	0830		0834		0846	0849	0855		0900
Worplesdon (WPL) d					0818												
Guildford (GLD) a	0802				0824			0832							0902		
Brookwood (BKO) 3 d			0806				0825		0836					0855			0906
Ash Vale (AHV) d			0814						0844								0914
Aldershot (AHT) d			0820						0850								0920
Farnham (FNH) d			0826						0856								0926
Bentley (BTY) d			0832						0902								
Alton (AON) a			0839						0910								0937
Farnborough (Main) (FNB) d							0833				0845			0903			
Fleet (FLE) d							0838							0908			
Winchfield (WNF) d							0844							0914			
Hook (HOK) d							0848							0918			
Basingstoke (BSK) a		0820				0836	0858		0847	0858		0905	0928				




NOTES (see introductory pages for explanation of train operator codes and standard symbols)

- a Arrival time
- d Departure time
- u Stops to pick up only
- c Arrives 3 minutes earlier
- A To Portsmouth Harbour, see table 155
- C To Yeovil Junction, see table 153
- F To Weymouth, see table 154
- G To Exeter St Davids, see table 153
- H To Portsmouth & Southsea, see table 155
- J To Salisbury, see table 153
- P To Portsmouth Harbour, see table 154

London to Woking, Guildford, Aldershot, Farnham, Alton and Basingstoke

Saturdays

Operator Train ID Days of operation/Notes 1st Class/Reservations/Bus	SW 2F13	SW 2P19 H F	SW 1V19 K F	SW 2L19 L F	SW 1P21 A F	SW 1A19 A F	SW 1W59 F F	SW 1T21 P F	SW 2F15 F F	SW 1L21 G F	SW 2L21 L F	SW 1P23 A F	SW 1W19 F F	SW 1A21 L F	SW 2F17 F F	SW 2P23 H F	SW 1L23 J F
London Waterloo (WAT)  15 d	0820	0845	0850	0842	0900	0854	0905	0909	0850	0920	0912	0930	0935	0924	0920	0945	0950
Vauxhall (VXH)  d	0824								0854						0924		
Clapham Junction (CLJ) 10 d	0829	0852u	0857u			0901u	0912u		0859	0927u	0919u			0931u	0929	0952u	0957u
Earlsfield (EAD) d	0832								0902						0932		
Wimbledon (WIM)  6 d	0836								0906						0936		
Surbiton (SUR) 6 d	0844			0900		0912			0914		0930			0942	0944		
Esher (ESH) d	0848								0918						0948		
Hersham (HER) d	0851								0921						0951		
Walton-On-Thames (WAL) d	0854			0907					0924		0937				0954		
Weybridge (WYB) d	0857			0911					0927		0941				0957		
Byfleet & New Haw (BFN) d	0900								0930						1000		
West Byfleet (WBY) d	0903					0922			0933					0952	1003		
Woking (WOK) a	0908	0912	0915	0918	0924	0929		0933	0938	0945	0948	0954	0958	0959	1008	1012	1015
Woking (WOK) d		0913	0916	0919	0925	0930		0934		0946	0949	0955		1000		1013	1016
Worplesdon (WPL) d		0918														1018	
Guildford (GLD) a		0924			0932							1002				1024	
Brookwood (BKO) 3 d				0925		0936					0955			1006			
Ash Vale (AHV) d						0944								1014			
Aldershot (AHT) d						0950								1020			
Farnham (FNH) d						0956								1026			
Bentley (BTY) d						1002											
Alton (AON) a						1010								1059			
Farnborough (Main) (FNB) d				0933				0945			1003						
Fleet (FLE) d				0938							1008						
Winchfield (WNF) d				0944							1014						
Hook (HOK) d				0948							1018						
Basingstoke (BSK) a			0936	0958			0947	0958		1005	1028						1036

Operator Train ID Days of operation/Notes 1st Class/Reservations/Bus	SW 2L23 F	SW 1P25 A F	SW 1A23 A F	SW 1W61 F F	SW 1T25 P F	SW 2F19 F F	SW 1L25 G F	SW 2L25 L F	SW 1P27 A F	SW 1W21 F F	SW 1A25 L F	SW 2F21 F F	SW 2P27 H F	SW 1L27 J F	SW 2L27 L F	SW 1P29 A F	SW 1A27 L F
London Waterloo (WAT)  15 d	0942	1000	0954	1005	1009	0950	1020	1012	1030	1035	1024	1020	1045	1050	1042	1100	1054
Vauxhall (VXH)  d						0954						1024					
Clapham Junction (CLJ) 10 d			1001u	1012u		0959	1027u	1019u			1031u	1029	1052u	1057u			1101u
Earlsfield (EAD) d						1002						1032					
Wimbledon (WIM)  6 d						1006						1036					
Surbiton (SUR) 6 d	1000		1012			1014		1030			1042	1044		1100			1112
Esher (ESH) d						1018						1048					
Hersham (HER) d						1021						1051					
Walton-On-Thames (WAL) d	1007					1024		1037				1054		1107			
Weybridge (WYB) d	1011					1027		1041				1057		1111			
Byfleet & New Haw (BFN) d						1030						1100					
West Byfleet (WBY) d			1022			1033					1052	1103					1122
Woking (WOK) a	1018	1024	1029		1033	1038	1045	1048	1054	1058	1059	1108	1112	1115	1118	1124	1129
Woking (WOK) d	1019	1025	1030		1034		1046	1049	1055		1100		1113	1116	1119	1125	1130
Worplesdon (WPL) d													1118				
Guildford (GLD) a		1032							1102				1124			1132	
Brookwood (BKO) 3 d	1025		1036					1055			1106			1125			1136
Ash Vale (AHV) d			1044								1114						1144
Aldershot (AHT) d			1050								1120						1150
Farnham (FNH) d			1056								1126						1156
Bentley (BTY) d			1102														1202
Alton (AON) a			1110								1137						1210
Farnborough (Main) (FNB) d	1033				1045				1103						1133		
Fleet (FLE) d	1038								1108						1138		
Winchfield (WNF) d	1044								1114						1144		
Hook (HOK) d	1048								1118						1148		
Basingstoke (BSK) a	1058			1047	1058		1105	1128						1135	1158		

NOTES (see introductory pages for explanation of train operator codes and standard symbols)

- a Arrival time
- d Departure time
- u Stops to pick up only
- A To Portsmouth Harbour, see table 155
- F To Weymouth, see table 154
- G To Exeter St Davids, see table 153
- H To Portsmouth & Southsea, see table 155
- J To Salisbury, see table 153
- K To Frome, see table 153
- P To Portsmouth Harbour, see table 154

London to Woking, Guildford, Aldershot, Farnham, Alton and Basingstoke

Saturdays

Operator Train ID Days of operation/Notes 1st Class/Reservations/Bus	SW 1W63 F F	SW 1T29 P P	SW 2F23	SW 1L29 G G	SW 2L29	SW 1P31 A A	SW 1W23 F F	SW 1A29	SW 2F25	SW 2P31 H H	SW 1L31 J J	SW 2L31	SW 1P33 A A	SW 1A31	SW 1W65 F F	SW 1T33 P P	SW 2F27
London Waterloo (WAT) 15 d	1105	1109	1050	1120	1112	1130	1135	1124	1120	1145	1150	1142	1200	1154	1205	1209	1150
Vauxhall (VXH) d			1054						1124								1154
Clapham Junction (CLJ) 10 d	1112u		1059	1127u	1119u			1131u	1129	1152u	1157u			1201u	1212u		1159
Earlsfield (EAD) d			1102						1132								1202
Wimbledon (WIM) 6 d			1106						1136								1206
Surbiton (SUR) 6 d			1114		1130			1142	1144			1200		1212			1214
Esher (ESH) d			1118						1148								1218
Hersham (HER) d			1121						1151								1221
Walton-On-Thames (WAL) d			1124		1137				1154			1207					1224
Weybridge (WYB) d			1127		1141				1157			1211					1227
Byfleet & New Haw (BFN) d			1130						1200								1230
West Byfleet (WBY) d			1133					1152	1203					1222			1233
Woking (WOK) a		1133	1138	1145	1148	1154	1158	1159	1208	1212	1215	1218	1224	1229		1233	1238
Woking (WOK) d		1134		1146	1149	1155		1200		1213	1216	1219	1225	1230		1234	
Worplesdon (WPL) d										1218							
Guildford (GLD) a						1202				1224			1232				
Brookwood (BKO) 3 d					1155				1206			1225					1236
Ash Vale (AHV) d									1214								1244
Aldershot (AHT) d									1220								1250
Farnham (FNH) d									1226								1256
Bentley (BTY) d																	1302
Alton (AON) a								1237									1310
Farnborough (Main) (FNB) d		1145			1203							1233					1245
Fleet (FLE) d					1208							1238					
Winchfield (WNF) d					1214							1244					
Hook (HOK) d					1218							1248					
Basingstoke (BSK) a	1148	1158		1205	1228						1236	1258			1247	1258	





Operator Train ID Days of operation/Notes 1st Class/Reservations/Bus	SW 1L33 G G	SW 2L33	SW 1P35 A A	SW 1A33	SW 1W25 F F	SW 2F29	SW 2P35 H H	SW 1L35 J J	SW 2L35	SW 1P37 A A	SW 1A35	SW 1W67 F F	SW 1T37 P P	SW 2F31	SW 1L37 G G	SW 2L37	SW 1P39 A A
London Waterloo (WAT) 15 d	1220	1212	1230	1224	1235	1220	1245	1250	1242	1300	1254	1305	1309	1250	1320	1312	1330
Vauxhall (VXH) d						1224								1254			
Clapham Junction (CLJ) 10 d	1227u	1219u		1231u		1229	1252u	1257u			1301u	1312u		1259	1327u	1319u	
Earlsfield (EAD) d						1232								1302			
Wimbledon (WIM) 6 d						1236								1306			
Surbiton (SUR) 6 d		1230		1242		1244		1300			1312			1314		1330	
Esher (ESH) d						1248								1318			
Hersham (HER) d						1251								1321			
Walton-On-Thames (WAL) d		1237				1254		1307						1324		1337	
Weybridge (WYB) d		1241				1257		1311						1327		1341	
Byfleet & New Haw (BFN) d						1300								1330			
West Byfleet (WBY) d				1252		1303					1322			1333			
Woking (WOK) a	1245	1248	1254	1259	1301	1308	1312	1315	1318	1323	1329		1333	1338	1345	1349	1354
Woking (WOK) d	1246	1249	1255	1300			1313	1316	1319	1325	1330		1334		1346	1350	1355
Worplesdon (WPL) d							1318										
Guildford (GLD) a			1302				1324			1332							1402
Brookwood (BKO) 3 d		1255		1306					1325		1336					1356	
Ash Vale (AHV) d				1314							1344						
Aldershot (AHT) d				1320							1350						
Farnham (FNH) d				1326							1356						
Bentley (BTY) d											1402						
Alton (AON) a				1337							1410						
Farnborough (Main) (FNB) d		1303							1333				1345				1404
Fleet (FLE) d		1308							1338								1409
Winchfield (WNF) d		1314							1344								1415
Hook (HOK) d		1318							1348								1419
Basingstoke (BSK) a	1305	1328						1336	1358			1347	1358		1406	1428	





NOTES (see introductory pages for explanation of train operator codes and standard symbols)

- a Arrival time
- d Departure time
- u Stops to pick up only
- A To Portsmouth Harbour, see table 155
- F To Weymouth, see table 154
- G To Exeter St Davids, see table 153
- H To Portsmouth & Southsea, see table 155
- J To Salisbury, see table 153
- P To Portsmouth Harbour, see table 154

London to Woking, Guildford, Aldershot, Farnham, Alton and Basingstoke

Saturdays

Operator Train ID Days of operation/Notes 1st Class/Reservations/Bus	SW 1W27 F □	SW 1A37 □	SW 2F33 □	SW 2P39 H □	SW 1L39 J □	SW 2L39 □	SW 1P41 A □	SW 1A39 □	SW 1W69 F □	SW 1T41 P □	SW 2F35 □	SW 1L41 G □	SW 2L41 □	SW 1P43 A □	SW 1W29 F □	SW 1A41 □	SW 2F37 □
London Waterloo (WAT)  15 d	1335	1324	1320	1345	1350	1342	1400	1354	1405	1409	1350	1420	1412	1430	1435	1424	1420
Vauxhall (VXH)  d			1324								1354						1424
Clapham Junction (CLJ) 10 d		1331u	1329	1352u	1357u			1401u	1411u		1359	1427u	1419u			1431u	1429
Earlsfield (EAD) d			1332								1402						1432
Wimbledon (WIM)  6 d			1336								1406						1436
Surbiton (SUR) 6 d		1342	1344			1400		1412			1414		1430			1442	1444
Esher (ESH) d			1348								1418						1448
Hersham (HER) d			1351								1421						1451
Walton-On-Thames (WAL) d			1354			1407					1424		1437				1454
Weybridge (WYB) d			1357			1411					1427		1441				1457
Byfleet & New Haw (BFN) d			1400								1430						1501
West Byfleet (WBY) d		1352	1403					1422			1433					1452	1504
Woking (WOK) a	1358	1359	1408	1412	1415	1418	1424	1429		1433	1438	1445	1448	1454	1458	1459	1509
Woking (WOK) d		1400		1413	1416	1419	1425	1430		1434		1446	1449	1455		1500	
Worplesdon (WPL) d				1418													
Guildford (GLD) a				1424			1432							1502			
Brookwood (BKO)  3 d		1406				1425		1436					1455				1506
Ash Vale (AHV) d		1414						1444									1514
Aldershot (AHT) d		1420						1450									1520
Farnham (FNH) d		1426						1456									1526
Bentley (BTY) d								1502									
Alton (AON) a		1437						1510									1537
Farnborough (Main) (FNB) d							1433			1445			1503				
Fleet (FLE) d							1438						1508				
Winchfield (WNF) d							1444						1514				
Hook (HOK) d							1448						1518				
Basingstoke (BSK) a					1436	1458			1448	1458		1505	1528				





Operator Train ID Days of operation/Notes 1st Class/Reservations/Bus	SW 2P43 H □	SW 1L43 J □	SW 2L43 □	SW 1P45 A □	SW 1A43 □	SW 1W71 F □	SW 1T45 P □	SW 2F39 □	SW 1L45 G □	SW 2L45 □	SW 1P47 A □	SW 1W31 F □	SW 1A45 □	SW 2F41 □	SW 2P47 H □	SW 1L47 J □	SW 2L47 □
London Waterloo (WAT)  15 d	1445	1450	1442	1500	1454	1505	1509	1450	1520	1512	1530	1535	1524	1520	1545	1550	1542
Vauxhall (VXH)  d								1454						1524			
Clapham Junction (CLJ) 10 d	1452u	1457u			1501u	1512u		1459	1527u	1519u			1531u	1529	1552u	1557u	
Earlsfield (EAD) d								1502						1532			
Wimbledon (WIM)  6 d								1506						1536			
Surbiton (SUR) 6 d			1500		1512			1514	1530				1542	1544			1600
Esher (ESH) d								1518						1548			
Hersham (HER) d								1521						1551			
Walton-On-Thames (WAL) d			1507					1524	1537					1554			1607
Weybridge (WYB) d			1511					1527	1541					1557			1611
Byfleet & New Haw (BFN) d								1530						1600			
West Byfleet (WBY) d					1522			1533					1552	1603			
Woking (WOK) a	1512	1515	1518	1524	1529		1533	1538	1545	1548	1554	1558	1559	1608	1612	1615	1619
Woking (WOK) d	1513	1516	1519	1525	1530		1534		1546	1549	1555		1600		1613	1616	1620
Worplesdon (WPL) d	1518														1618		
Guildford (GLD) a	1524			1532							1602				1624		
Brookwood (BKO)  3 d			1525		1536					1555			1606				1626
Ash Vale (AHV) d					1544								1614				
Aldershot (AHT) d					1550								1620				
Farnham (FNH) d					1556								1626				
Bentley (BTY) d					1602												
Alton (AON) a					1610								1637				
Farnborough (Main) (FNB) d			1533				1545			1603							1634
Fleet (FLE) d			1538							1608							1639
Winchfield (WNF) d			1544							1614							1645
Hook (HOK) d			1548							1618							1649
Basingstoke (BSK) a		1536	1558			1547	1558		1605	1628						1636	1658





NOTES (see introductory pages for explanation of train operator codes and standard symbols)

- a Arrival time
- d Departure time
- u Stops to pick up only
- A To Portsmouth Harbour, see table 155
- F To Weymouth, see table 154
- G To Exeter St Davids, see table 153
- H To Portsmouth & Southsea, see table 155
- J To Salisbury, see table 153
- P To Portsmouth Harbour, see table 154

London to Woking, Guildford, Aldershot, Farnham, Alton and Basingstoke

Saturdays

Operator Train ID Days of operation/Notes 1st Class/Reservations/Bus	SW 1P49 A P	SW 1A47 F P	SW 1W73 F P	SW 1T49 P P	SW 2F43 G P	SW 1L49 G P	SW 2L49 P P	SW 1P51 A P	SW 1W33 F P	SW 1A49 P P	SW 2F45 P P	SW 2P51 H P	SW 1L51 J P	SW 2L51 P P	SW 1P53 A P	SW 1A51 P P	SW 1W75 F P
London Waterloo (WAT)  15 d	1600	1554	1605	1609	1550	1620	1612	1630	1635	1624	1620	1645	1650	1642	1700	1654	1705
Vauxhall (VXH)  d					1554						1624						
Clapham Junction (CLJ) 10 d		1601u	1612u		1559	1627u	1619u			1631u	1629	1652u	1657u			1701u	1712u
Earlsfield (EAD) d					1602						1632						
Wimbledon (WIM)  6 d					1606						1636						
Surbiton (SUR) 6 d		1612			1614		1630			1642	1644			1700		1712	
Esher (ESH) d					1618						1648						
Hersham (HER) d					1621						1651						
Walton-On-Thames (WAL) d					1624		1637				1654			1707			
Weybridge (WYB) d					1627		1641				1657			1711			
Byfleet & New Haw (BFN) d					1630						1700						
West Byfleet (WBY) d		1622			1633					1652	1703						1722
Woking (WOK) a	1624	1629		1633	1638	1645	1648	1654	1658	1659	1708	1712	1715	1718	1724	1729	
Woking (WOK) d	1625	1630		1634		1646	1649	1655		1700		1713	1716	1719	1725	1730	
Worplesdon (WPL) d												1718					
Guildford (GLD) a	1632							1702				1724			1732		
Brookwood (BKO)  3 d		1636					1655			1706				1725		1736	
Ash Vale (AHV) d		1644								1714						1744	
Aldershot (AHT) d		1650								1720						1750	
Farnham (FNH) d		1656								1726						1756	
Bentley (BTY) d		1702								1732						1802	
Alton (AON) a		1710								1739						1810	
Farnborough (Main) (FNB) d				1645			1703							1733			
Fleet (FLE) d							1708							1738			
Winchfield (WNF) d							1714							1744			
Hook (HOK) d							1718							1748			
Basingstoke (BSK) a			1647	1658		1705	1728						1736	1758			1748




Operator Train ID Days of operation/Notes 1st Class/Reservations/Bus	SW 1T53 P P	SW 2F47 P P	SW 1L53 G P	SW 2L53 P P	SW 1P55 A P	SW 1W35 F P	SW 1A53 P P	SW 2F49 P P	SW 2P55 H P	SW 1V55 C P	SW 2L55 P P	SW 1P57 A P	SW 1A55 P P	SW 1W77 F P	SW 1T57 P P	SW 2F51 P P	SW 1L57 G P
London Waterloo (WAT)  15 d	1709	1650	1720	1712	1730	1735	1724	1720	1745	1750	1742	1800	1754	1805	1809	1750	1820
Vauxhall (VXH)  d		1654						1724								1754	
Clapham Junction (CLJ) 10 d		1659	1727u	1719u			1731u	1729	1752u	1757u			1801u	1812u		1759	1827u
Earlsfield (EAD) d		1702						1732								1802	
Wimbledon (WIM)  6 d		1706						1736								1806	
Surbiton (SUR) 6 d		1714		1730			1742	1744			1800		1812			1814	
Esher (ESH) d		1718						1748								1818	
Hersham (HER) d		1721						1751								1821	
Walton-On-Thames (WAL) d		1724		1737				1754			1807					1824	
Weybridge (WYB) d		1727		1741				1757			1811					1827	
Byfleet & New Haw (BFN) d		1730						1800								1830	
West Byfleet (WBY) d		1733					1752	1803					1822			1833	
Woking (WOK) a	1733	1738	1745	1748	1754	1758	1759	1808	1812	1815	1818	1824	1829		1833	1838	1845
Woking (WOK) d	1734		1746	1749	1755		1800		1813	1816	1819	1825	1830		1834		1846
Worplesdon (WPL) d								1818									
Guildford (GLD) a					1802			1824				1832					
Brookwood (BKO)  3 d				1755				1806			1825		1836				
Ash Vale (AHV) d								1814					1844				
Aldershot (AHT) d								1820					1850				
Farnham (FNH) d								1826					1856				
Bentley (BTY) d								1832					1902				
Alton (AON) a								1839					1910				
Farnborough (Main) (FNB) d	1745			1803							1833				1845		
Fleet (FLE) d				1808							1838						
Winchfield (WNF) d				1814							1844						
Hook (HOK) d				1818							1848						
Basingstoke (BSK) a	1758		1805	1828						1836	1858			1848	1858		1905




NOTES (see introductory pages for explanation of train operator codes and standard symbols)

- a Arrival time
- d Departure time
- u Stops to pick up only
- A To Portsmouth Harbour, see table 155
- C To Yeovil Junction, see table 153
- F To Weymouth, see table 154
- G To Exeter St Davids, see table 153
- H To Portsmouth & Southsea, see table 155
- J To Salisbury, see table 153
- P To Portsmouth Harbour, see table 154

London to Woking, Guildford, Aldershot, Farnham, Alton and Basingstoke

Saturdays

Operator Train ID Days of operation/Notes 1st Class/Reservations/Bus	SW 2L57 □	SW 1P59 A □	SW 1W37 F □	SW 1A57 □	SW 2F53 □	SW 2P59 H □	SW 1L59 J □	SW 2L59 □	SW 1P61 A □	SW 1A59 □	SW 1W79 F □	SW 1T61 P □	SW 2F55 □	SW 1L61 G □	SW 2L61 □	SW 1P63 A □	SW 1W81 F □
London Waterloo (WAT)  15 d	1812	1830	1835	1824	1820	1845	1850	1842	1900	1854	1905	1909	1850	1920	1912	1930	1935
Vauxhall (VXH)  d					1824								1854				
Clapham Junction (CLJ) 10 d	1819u			1831u	1829	1852u	1857u			1901u	1912u		1859	1927u	1919u		
Earlsfield (EAD) d					1832								1902				
Wimbledon (WIM)  6 d					1836								1906				
Surbiton (SUR) 6 d	1830			1842	1844			1900		1912			1914		1930		
Esher (ESH) d					1848								1918				
Hersham (HER) d					1851								1921				
Walton-On-Thames (WAL) d	1837				1854			1907					1924		1937		
Weybridge (WYB) d	1841				1857			1911					1927		1941		
Byfleet & New Haw (BFN) d					1900								1930				
West Byfleet (WBY) d				1852	1903					1922			1933				
Woking (WOK) a	1848	1854	1859	1859	1908	1912	1915	1918	1924	1929		1933	1938	1945	1948	1954	1958
Woking (WOK) d	1849	1855		1900		1913	1916	1919	1925	1930		1934		1946	1949	1955	
Worplesdon (WPL) d						1918											
Guildford (GLD) a		1902				1924			1932							2002	
Brookwood (BKO) 3 d	1855			1906				1925		1936					1955		
Ash Vale (AHV) d				1914						1944							
Aldershot (AHT) d				1920						1950							
Farnham (FNH) d				1926						1956							
Bentley (BTY) d				1932						2002							
Alton (AON) a				1939						2010							
Farnborough (Main) (FNB) d	1903							1933				1945			2003		
Fleet (FLE) d	1908							1938							2008		
Winchfield (WNF) d	1914							1944							2014		
Hook (HOK) d	1918							1948							2018		
Basingstoke (BSK) a	1928						1936	1958			1948	1958		2005	2028		








Operator Train ID Days of operation/Notes 1st Class/Reservations/Bus	SW 1A61 □	SW 2F57 □	SW 2P63 H □	SW 1L63 J □	SW 2L63 □	SW 1P65 A □	SW 1A63 □	SW 1B65 L □	SW 1T65 P □	SW 2F59 □	SW 1L65 M □	SW 2L65 □	SW 1P67 A □	SW 1W83 F □	SW 1A65 □	SW 2F61 □	SW 2P67 A □
London Waterloo (WAT)  15 d	1924	1920	1945	1950	1942	2000	1954	2005	2009	1950	2020	2012	2030	2035	2024	2020	2045
Vauxhall (VXH)  d		1924								1954						2024	
Clapham Junction (CLJ) 10 d	1931u	1929	1952u	1957u			2001u	2012u		1959	2027u	2019u			2031u	2029	2052u
Earlsfield (EAD) d		1932								2002						2032	
Wimbledon (WIM)  6 d		1936								2006						2036	
Surbiton (SUR) 6 d	1942	1944			2000		2012			2014		2030			2042	2044	
Esher (ESH) d		1948								2018						2048	
Hersham (HER) d		1951								2021						2051	
Walton-On-Thames (WAL) d		1954			2007					2024		2037				2054	
Weybridge (WYB) d		1957			2011					2027		2041				2057	
Byfleet & New Haw (BFN) d		2000								2030						2100	
West Byfleet (WBY) d	1952	2003					2022			2033						2103	
Woking (WOK) a	1959	2008	2012	2015	2018	2024	2029		2033	2038	2045	2048	2054	2059	2052	2059	2112
Woking (WOK) d	2000		2013	2016	2019	2025	2030		2034		2046	2049	2055		2100		2113
Worplesdon (WPL) d			2018														2118
Guildford (GLD) a			2024			2032							2102				2124
Brookwood (BKO) 3 d	2006				2025		2036					2055			2106		
Ash Vale (AHV) d	2014						2044								2114		
Aldershot (AHT) d	2020						2050								2120		
Farnham (FNH) d	2026						2056								2126		
Bentley (BTY) d	2032						2102								2132		
Alton (AON) a	2039						2110								2139		
Farnborough (Main) (FNB) d					2033				2045			2103					
Fleet (FLE) d					2038							2108					
Winchfield (WNF) d					2044							2114					
Hook (HOK) d					2048							2118					
Basingstoke (BSK) a				2036	2058			2047	2058		2105	2128					








NOTES (see introductory pages for explanation of train operator codes and standard symbols)

- a Arrival time
- d Departure time
- u Stops to pick up only
- A To Portsmouth Harbour, see table 155
- F To Weymouth, see table 154
- G To Exeter St Davids, see table 153
- H To Portsmouth & Southsea, see table 155
- J To Salisbury, see table 153
- L To Poole, see table 154
- M To Honiton, see table 153
- P To Portsmouth Harbour, see table 154

London to Woking, Guildford, Aldershot, Farnham, Alton and Basingstoke

Saturdays

Operator Train ID Days of operation/Notes 1st Class/Reservations/Bus	SW 1L67 J □	SW 2T67 P □	SW 1P69 A □	SW 1A67 □	SW 1B69 L □	SW 2F63 □	SW 1L69 C □	SW 2L69 □	SW 1P71 A □	SW 1W85 F □	SW 1A69 □	SW 2F65 □	SW 2P71 A □	SW 2T71 P □	SW 1P73 A □	SW 1A71 □	SW 1B73 L □
London Waterloo (WAT)  d	2050	2042	2100	2054	2105	2050	2120	2112	2130	2135	2124	2120	2145	2142	2200	2154	2205
Vauxhall (VXH)  d						2054						2124					
Clapham Junction (CLJ)  d	2057u			2101u	2112u	2059	2127u	2119u			2131u	2129	2152u			2201u	2212u
Earlsfield (EAD) d						2102						2132					
Wimbledon (WIM)   d						2106						2136					
Surbiton (SUR)  d		2100		2112		2114		2130			2142	2144		2200		2212	
Esher (ESH) d						2118						2148					
Hersham (HER) d						2121						2151					
Walton-On-Thames (WAL) d		2107				2124		2137				2154		2207			
Weybridge (WYB) d		2111				2127		2141				2157		2211			
Byfleet & New Haw (BFN) d						2130						2200					
West Byfleet (WBY) d				2122		2133					2152	2203				2222	
Woking (WOK) a	2115	2118	2124	2129	2131	2138	2145	2148	2154	2158	2159	2208		2212	2218	2224	2229
Woking (WOK) d	2116	2119	2125	2130	2132		2146	2149	2155				2213	2219	2225	2230	2232
Worplesdon (WPL) d													2218				
Guildford (GLD) a			2132						2202				2224		2232		
Brookwood (BKO)  d		2125		2136				2155			2206			2225		2236	
Ash Vale (AHV) d				2144							2214					2244	
Aldershot (AHT) d				2150							2220					2250	
Farnham (FNH) d				2156							2226					2256	
Bentley (BTY) d				2202							2232					2302	
Alton (AON) a				2210							2239					2310	
Farnborough (Main) (FNB) d		2133												2233			
Fleet (FLE) d		2138												2238			
Winchfield (WNF) d		2144												2244			
Hook (HOK) d		2148												2248			
Basingstoke (BSK) a	2136	2158			2150		2205	2225						2258			2250







Operator Train ID Days of operation/Notes 1st Class/Reservations/Bus	SW 2F67 □	SW 1L73 J □	SW 2L73 □	SW 1P75 A □	SW 1B75 L □	SW 1A73 □	SW 2F69 □	SW 2P75 H □	SW 1L75 J □	SW 2L75 □	SW 2F99 □	SW 1P77 A □	SW 1A75 □	SW 1B77 L □	SW 2F71 □	SW 1P79 A □	SW 2L77 □
London Waterloo (WAT)  d	2150	2220	2212	2230	2235	2225	2220	2245	2250	2242		2300	2254	2305	2250	2315	2312
Vauxhall (VXH)  d	2154						2224								2254		
Clapham Junction (CLJ)  d	2159	2227u	2219u			2232u	2229	2252u	2257u	2249u		2307u	2301u	2312u	2259	2323u	2319u
Earlsfield (EAD) d	2202						2232								2302		
Wimbledon (WIM)   d	2206						2236								2306		
Surbiton (SUR)  d	2214		2230			2243	2245		2300				2312		2314		2338
Esher (ESH) d	2218						2249								2318		
Hersham (HER) d	2221						2252								2321		
Walton-On-Thames (WAL) d	2224		2237				2254		2307						2324		2345
Weybridge (WYB) d	2227		2241				2258		2311						2327		2349
Byfleet & New Haw (BFN) d	2230						2300								2330		
West Byfleet (WBY) d	2233					2253	2303						2322		2333		
Woking (WOK) a	2238	2245	2248	2254	2258	2259	2308	2312	2315	2318		2326	2329	2331	2339	2342	2355
Woking (WOK) d		2246	2249	2255		2300		2313	2316	2319	2322	2327	2330	2332		2344	2357
Worplesdon (WPL) d								2318									
Guildford (GLD) a				2303				2323			2330	2334				2351	
Brookwood (BKO)  d			2255			2306				2325			2335				0003
Ash Vale (AHV) d						2314							2344				
Aldershot (AHT) d						2320							2350				
Farnham (FNH) d						2326							2358				
Bentley (BTY) d						2333							0004				
Alton (AON) a						2340							0011				
Farnborough (Main) (FNB) d			2303							2333							0010
Fleet (FLE) d			2308							2338							0016
Winchfield (WNF) d			2314							2344							0021
Hook (HOK) d			2318							2348							0026
Basingstoke (BSK) a		2306	2326						2339	2355				2351			0033

NOTES (see introductory pages for explanation of train operator codes and standard symbols)

- a Arrival time
- d Departure time
- u Stops to pick up only
- A To Portsmouth Harbour, see table 155
- C To Yeovil Junction, see table 153
- F To Weymouth, see table 154
- H To Portsmouth & Southsea, see table 155
- J To Salisbury, see table 153
- L To Poole, see table 154
- P To Portsmouth Harbour, see table 154

London to Woking, Guildford, Aldershot, Farnham, Alton and Basingstoke

Saturdays




Operator Train ID Days of operation/Notes 1st Class/Reservations/Bus	SW 1A77 □	SW 2B77 E □	SW 1L79 J □	SW 2F73 □	SW 2P79 H □	SW 2L79 □	SW 1A79 □	SW 2F75 □	SW 1B81 B □	SW 1A03 □	SW 1S77 N □	SW 1F83 □	SW 2L81 □	SW 2F77 □	SW 2F79 D □	SW 1B01 E □
London Waterloo (WAT)  15 d	2324	2335	2339	2320	2345	2342	2355	2350	0010			0016	0014	0020	0035	0105
Vauxhall (VXH)  d				2324				2354						0024	0039	0109
Clapham Junction (CLJ)  10 d	2331u	2342u	2346u	2329	2352u	2349u	0002u	2359	0017u			0024u	0021u	0029	0046	0115
Earlsfield (EAD) d				2332				0002						0032	0049s	
Wimbledon (WIM)  6 d				2336				0006	0023u					0036	0053	0127s
Surbiton (SUR)  6 d	2342			2344		2359	0013	0015					0033	0044	0105s	0135s
Esher (ESH) d				2348				0019						0048s		
Hersham (HER) d				2351				0022						0051s		
Walton-On-Thames (WAL) d				2354		0007		0025					0040	0053s		
Weybridge (WYB) d				2357		0011		0028					0044	0057s		
Byfleet & New Haw (BFN) d				2359				0031			0036			0100s		
West Byfleet (WBY) d	2355			0003			0022	0034			0039			0103s	0115s	
Woking (WOK) a	2359	0001	0005	0007	0012	0018	0026	0039	0039		0045	0048	0050	0107	0120	0148
Woking (WOK) d	0001	0003	0008		0013	0019	0028		0040	0044		0049	0052	0109		0149
Worplesdon (WPL) d					0018											
Guildford (GLD) a					0024							0058		0118		
Brookwood (BKO)  3 d	0007					0025	0034				0050		0058			
Ash Vale (AHV) d	0015						0042				0058					
Aldershot (AHT) d	0020						0047				0103					
Farnham (FNH) d	0026						0053				0109					
Bentley (BTY) d	0033						0100									
Alton (AON) a	0040						0107				0121					
Farnborough (Main) (FNB) d		0014				0033							0105			0158s
Fleet (FLE) d		0020				0038							0111			0204s
Winchfield (WNF) d						0043s							0116s			
Hook (HOK) d						0048s							0121s			
Basingstoke (BSK) a		0033	0028			0057			0058				0130			0216




NOTES (see introductory pages for explanation of train operator codes and standard symbols)

- a Arrival time
- d Departure time
- s Stops to set down only
- u Stops to pick up only
- B To Bournemouth, see table 154
- D Also calls at Raynes Park 0056, New Malden 0059 and Berrylands 0101
- E To Southampton Central, see table 154
- H To Portsmouth & Southsea, see table 155
- J To Salisbury, see table 153
- N From Waterloo via Hounslow and Staines, see table 151

London to Woking, Guildford, Aldershot, Farnham, Alton and Basingstoke

Sundays

Operator Train ID Days of operation/Notes 1st Class/Reservations/Bus	SW 2P13 C	SW 2L13 I	SW 2A13 I	SW 2F09	SW 1S11 D	SW 1B15 E	SW 2F11	SW 2P17 C	SW 2L17	SW 2A17 I	SW 1L17 F	SW 2F13	SW 1P19 C	SW 1W19 G	SW 1S15 K	SW 1B19 E	SW 2F15	SW 2P21 C
London Waterloo (WAT)  15 d				0710		0753	0740	0800		0807	0815	0810	0830	0835		0853	0840	0900
Vauxhall (VXH)  d				0714		0744						0814					0844	
Clapham Junction (CLJ) 10 d				0719		0803u	0749	0809u		0815	0823u	0819	0839u	0845u		0903u	0849	0909u
Earlsfield (EAD) d				0722		0752						0822					0852	
Wimbledon (WIM)  6 d				0726		0756				0822		0826					0856	
Surbiton (SUR) 6 d				0735		0805				0830		0835					0905	
Esher (ESH) d				0739		0809						0839					0909	
Hersham (HER) d				0742		0812						0842					0912	
Walton-On-Thames (WAL) d				0745		0815						0845					0915	
Weybridge (WYB) d				0749		0819						0849					0919	
Byfleet & New Haw (BFN) d				0751	0802	0821						0851			0902		0921	
West Byfleet (WBY) d				0754	0805	0824						0854			0905		0924	
Woking (WOK) a				0759	0811	0827	0829	0834		0842	0846	0859	0903	0908	0911	0927	0929	0934
Woking (WOK) d	0732	0746	0749	0805		0828	0830	0835	0846	0849	0847	0901	0904	0909		0928	0938	0935
Worplesdon (WPL) d						0834											0942	
Guildford (GLD) a	0740			0814		0840		0843				0910	0913				0948	0943
Brookwood (BKO) 3 d		0751	0755						0851	0855								
Ash Vale (AHV) d			0803							0903								
Aldershot (AHT) d			0808							0908								
Farnham (FNH) d			0814							0914								
Bentley (BTY) d			0824c							0924c								
Alton (AON) a			0831							0931								
Farnborough (Main) (FNB) d		0759							0859									
Fleet (FLE) d		0804							0904									
Winchfield (WNF) d		0810							0910									
Hook (HOK) d		0814							0914									
Basingstoke (BSK) a		0821				0846			0921		0906			0928		0946		

Operator Train ID Days of operation/Notes 1st Class/Reservations/Bus	SW 2L21	SW 2A21	SW 1L21 F	SW 2F17	SW 1P23 C	SW 1W23 G	SW 1S19 L	SW 1B23 E	SW 2F19	SW 2P25 C	SW 2L25	SW 2A25	SW 1L25 F	SW 2F21	SW 1P27 C	SW 1W27 G	SW 1S23 L	SW 1B27 E
London Waterloo (WAT)  15 d	0905		0915	0910	0930	0935		0953	0940	1000	1007	1015	1010	1010	1030	1035		1054
Vauxhall (VXH)  d				0914					0944				1014					
Clapham Junction (CLJ) 10 d	0915		0924u	0919	0939u	0945u		1003u	0949	1009u	1015	1023u	1019	1039u	1045u			1103u
Earlsfield (EAD) d				0922					0952				1022					
Wimbledon (WIM)  6 d	0923			0926					0956		1022		1026					
Surbiton (SUR) 6 d	0930			0936e					1005		1030		1035					
Esher (ESH) d				0939					1009				1039					
Hersham (HER) d				0942					1012				1042					
Walton-On-Thames (WAL) d				0945					1015				1045					
Weybridge (WYB) d				0949					1019				1049					
Byfleet & New Haw (BFN) d				0951			1002		1021				1051				1102	
West Byfleet (WBY) d				0954			1005		1024				1054				1105	
Woking (WOK) a	0942	0947	0947	1000	1003	1008	1011	1026	1029	1032	1042	1045	1059	1101	1107	1111	1111	1126
Woking (WOK) d	0946	0949	0948	1001	1004	1009		1028	1036	1033	1046	1049	1046	1105	1102	1108		1128
Worplesdon (WPL) d									1040									
Guildford (GLD) a				1010	1013				1046	1040				1114	1110			
Brookwood (BKO) 3 d	0951	0955									1051	1055						
Ash Vale (AHV) d		1003										1103						
Aldershot (AHT) d		1008										1108						
Farnham (FNH) d		1014										1114						
Bentley (BTY) d		1024c										1124c						
Alton (AON) a		1031										1131						
Farnborough (Main) (FNB) d	0959										1059							
Fleet (FLE) d	1004										1104							
Winchfield (WNF) d	1010										1110							
Hook (HOK) d	1014										1114							
Basingstoke (BSK) a	1024		1008			1028		1046			1121		1105			1127		1146

NOTES (see introductory pages for explanation of train operator codes and standard symbols)

- a Arrival time
- d Departure time
- u Stops to pick up only
- c Arrives 4 minutes earlier
- e Arrives 3 minutes earlier
- C To Portsmouth Harbour, see table 155
- D From Staines, see table 151
- E To Poole/Portsmouth Harbour, see table 154
- F To Exeter St Davids, see table 153
- G To Weymouth, see table 154
- K From Clapham Jct via Hounslow and Staines, see table 151
- L From Waterloo via Hounslow and Staines, see table 151

London to Woking, Guildford, Aldershot, Farnham, Alton and Basingstoke

Sundays

Operator Train ID Days of operation/Notes 1st Class/Reservations/Bus	SW 2F23	SW 2P29 C	SW 2L29	SW 2A29	SW 1L29 F	SW 2F25	SW 1P31 C	SW 1W31 G	SW 1S27 L	SW 1B31 E	SW 2F27	SW 2P33 C	SW 2L33	SW 2A33	SW 1L33 F	SW 2F29	SW 1P35 C	SW 1W35 G
London Waterloo (WAT) 15 d	1040	1100		1107	1115	1110	1130	1135		1154	1140	1200		1207	1215	1210	1230	1235
Vauxhall (VXH) 10 d	1044					1114					1144					1214		
Clapham Junction (CLJ) 10 d	1049	1109u		1115	1123u	1119	1139u	1145u		1203u	1149	1209u		1215	1223u	1219	1239u	1242u
Earlsfield (EAD) d						1122					1152					1222		
Wimbledon (WIM) 6 d	1056			1122		1126					1156			1222		1226		
Surbiton (SUR) 6 d	1105			1130		1135					1205			1230		1235		
Esher (ESH) d	1109					1139					1209					1239		
Hersham (HER) d	1112					1142					1212					1242		
Walton-On-Thames (WAL) d	1115					1145					1215					1245		
Weybridge (WYB) d	1119					1149					1219					1249		
Byfleet & New Haw (BFN) d	1121					1151			1202		1221					1251		
West Byfleet (WBY) d	1124					1154			1205		1224					1254		
Woking (WOK) a	1129	1132		1142	1145	1159	1201	1206	1211	1226	1229	1232		1242	1245	1259	1301	1306
Woking (WOK) d	1135	1133		1146	1149	1146	1205	1202	1207		1228	1235	1233	1246	1249	1246	1305	1302
Worplesdon (WPL) d	1139										1239							
Guildford (GLD) a	1146	1140				1214	1210				1246	1240				1314	1310	
Brookwood (BKO) 3 d				1151	1155									1251	1255			
Ash Vale (AHV) d					1203										1303			
Aldershot (AHT) d					1208										1308			
Farnham (FNH) d					1214										1314			
Bentley (BTY) d					1224c										1324c			
Alton (AON) a					1231										1331			
Farnborough (Main) (FNB) d				1159										1259				
Fleet (FLE) d				1204										1304				
Winchfield (WNF) d				1210										1310				
Hook (HOK) d				1214										1314				
Basingstoke (BSK) a				1221	1205			1226		1246				1321	1305			1326

Operator Train ID Days of operation/Notes 1st Class/Reservations/Bus	SW 1S31 L	SW 1B35 E	SW 2F31	SW 2P37 C	SW 2L37	SW 2A37	SW 1L37 F	SW 2F33	SW 1P39 C	SW 1W39 G	SW 1S35 L	SW 1B39 E	SW 2F35	SW 2P41 C	SW 2L41	SW 2A41	SW 1L41 F	SW 2F37
London Waterloo (WAT) 15 d		1254	1240	1300		1307	1315	1310	1330	1335		1354	1340	1400		1407	1415	1410
Vauxhall (VXH) 10 d			1244					1314					1344					1414
Clapham Junction (CLJ) 10 d		1303u	1249	1309u		1315	1322u	1319	1339u	1342u		1403u	1349	1409u		1415	1422u	1419
Earlsfield (EAD) d			1252					1322					1352					1422
Wimbledon (WIM) 6 d			1256			1322		1326					1356			1422		1426
Surbiton (SUR) 6 d			1305			1330		1335					1405			1430		1435
Esher (ESH) d			1309					1339					1409					1439
Hersham (HER) d			1312					1342					1412					1442
Walton-On-Thames (WAL) d			1315					1345					1415					1445
Weybridge (WYB) d			1319					1349					1419					1449
Byfleet & New Haw (BFN) d	1302		1321					1351			1402		1421					1451
West Byfleet (WBY) d	1305		1324					1354			1405		1424					1454
Woking (WOK) a	1311	1326	1329	1332		1342	1344	1359	1401	1406	1411	1426	1429	1431		1442	1445	1459
Woking (WOK) d		1328	1335	1333		1346	1349	1345	1405	1402	1407		1428	1435	1432	1446	1449	1446
Worplesdon (WPL) d			1339										1439					
Guildford (GLD) a			1346	1340				1414	1410				1446	1440				1514
Brookwood (BKO) 3 d					1351	1355									1451	1455		
Ash Vale (AHV) d						1403										1503		
Aldershot (AHT) d						1408										1508		
Farnham (FNH) d						1414										1514		
Bentley (BTY) d						1424c										1524c		
Alton (AON) a						1431										1531		
Farnborough (Main) (FNB) d					1359										1459			
Fleet (FLE) d					1404										1504			
Winchfield (WNF) d					1410										1510			
Hook (HOK) d					1414										1514			
Basingstoke (BSK) a		1346			1421		1404			1426		1446			1521		1505	

NOTES (see introductory pages for explanation of train operator codes and standard symbols)

- a Arrival time
- d Departure time
- u Stops to pick up only
- c Arrives 4 minutes earlier
- C To Portsmouth Harbour, see table 155
- E To Poole/Portsmouth Harbour, see table 154
- F To Exeter St Davids, see table 153
- G To Weymouth, see table 154
- L From Waterloo via Hounslow and Staines, see table 151

London to Woking, Guildford, Aldershot, Farnham, Alton and Basingstoke

Sundays

Operator Train ID Days of operation/Notes 1st Class/Reservations/Bus	SW 1P43 C	SW 1W43 G	SW 1S39 L	SW 1B43 E	SW 2F39	SW 2P45 C	SW 2L45	SW 2A45	SW 1L45 F	SW 2F41	SW 1P47 C	SW 1W47 G	SW 1S43 L	SW 1T47 C	SW 2L47	SW 2A47	SW 2F43	SW 2P49 C
London Waterloo (WAT) 15 d	1430	1435		1454	1440	1500	1507	1520	1510	1530	1535		1550	1537	1540	1600		
Vauxhall (VXH) d				1444	1449				1514	1519				1558u	1546	1549	1609u	
Clapham Junction (CLJ) 10 d	1439u	1442u		1503u	1449	1509u	1515	1527u	1519	1539u	1542u							
Earlsfield (EAD) d				1452	1456				1522	1526					1553	1556		
Wimbledon (WIM) 6 d				1504	1509				1530	1535					1602	1605		
Surbiton (SUR) 6 d				1509	1512				1539	1542								
Esher (ESH) d				1512	1515				1542	1545								
Hersham (HER) d				1515	1519				1545	1549					1609	1615		
Walton-On-Thames (WAL) d				1519	1521				1549	1551			1602		1613	1619		
Weybridge (WYB) d				1521	1524				1551	1554			1605					
Byfleet & New Haw (BFN) d			1502	1524	1531	1542	1545	1559	1601	1606	1611	1619	1619	1619	1629	1631		
West Byfleet (WBY) d			1505	1524	1531	1542	1545	1559	1601	1606	1611	1619	1619	1629	1631			
Woking (WOK) a	1501	1506	1511	1526	1529	1531	1542	1545	1559	1601	1606	1611	1619	1623	1626	1635	1632	
Woking (WOK) d	1502	1507		1528	1535	1532	1546	1549	1546	1605	1602	1607		1621	1623	1626	1635	1632
Worplesdon (WPL) d				1539	1546												1639	
Guildford (GLD) a	1510			1546	1540				1614	1610							1649	1640
Brookwood (BKO) 3 d							1551	1555							1628	1632		
Ash Vale (AHV) d								1603								1641		
Aldershot (AHT) d								1608								1646		
Farnham (FNH) d								1614								1655c		
Bentley (BTY) d								1624c										
Alton (AON) a								1631								1706		
Farnborough (Main) (FNB) d							1559							1632	1636			
Fleet (FLE) d							1604								1642			
Winchfield (WNF) d							1610											
Hook (HOK) d							1614											
Basingstoke (BSK) a		1526		1546			1621		1605			1626		1646	1654			

Operator Train ID Days of operation/Notes 1st Class/Reservations/Bus	SW 1B47 H	SW 2L49	SW 2A49	SW 1L49 F	SW 2F45	SW 1P51 C	SW 1W51 G	SW 1S47 L	SW 1T51 C	SW 2L51	SW 2A51	SW 2F47	SW 2P53 C	SW 1B51 H	SW 2L53	SW 2A53	SW 1L53 F	SW 2F49
London Waterloo (WAT) 15 d	1605	1607	1620	1610	1630	1635		1650	1637	1640	1700	1705	1707	1720	1710			
Vauxhall (VXH) d				1614	1639u	1642u		1658u	1646	1649	1709u	1712u	1716	1727u	1719			
Clapham Junction (CLJ) 10 d	1612u	1616	1627u	1619	1639u	1642u		1658u	1646	1649	1709u	1712u	1716	1727u	1719			
Earlsfield (EAD) d				1622	1639u	1642u		1658u	1646	1649	1709u	1712u	1716	1727u	1719			
Wimbledon (WIM) 6 d		1622	1630	1626	1635	1649		1702	1653	1656	1705	1709	1722	1735				
Surbiton (SUR) 6 d		1630	1639	1635	1649	1702		1705	1702	1705	1709	1712	1722	1735				
Esher (ESH) d				1639	1649	1702		1705	1709	1712	1719	1724	1739	1751				
Hersham (HER) d				1642	1649	1702		1705	1709	1712	1719	1724	1739	1751				
Walton-On-Thames (WAL) d				1645	1649	1702		1705	1709	1712	1719	1724	1739	1751				
Weybridge (WYB) d				1649	1651	1702		1705	1709	1712	1719	1724	1739	1751				
Byfleet & New Haw (BFN) d				1651	1654	1702		1705	1709	1712	1719	1724	1739	1751				
West Byfleet (WBY) d				1654	1659	1702		1705	1709	1712	1719	1724	1739	1751				
Woking (WOK) a	1635	1642	1645	1659	1701	1706	1711	1719	1719	1729	1731	1735	1742	1745	1759			
Woking (WOK) d	1637	1646	1649	1646	1702	1707		1721	1723	1726	1735	1732	1737	1746	1749	1746	1805	
Worplesdon (WPL) d				1714	1710						1739	1740						
Guildford (GLD) a				1714	1710						1739	1740						1814
Brookwood (BKO) 3 d		1651	1655						1728	1732				1751	1755			
Ash Vale (AHV) d			1703							1741					1803			
Aldershot (AHT) d			1708							1746					1808			
Farnham (FNH) d			1714							1755c					1814			
Bentley (BTY) d			1724c												1824c			
Alton (AON) a			1731								1806				1831			
Farnborough (Main) (FNB) d		1659							1732	1736					1759			
Fleet (FLE) d		1704								1742					1804			
Winchfield (WNF) d		1710													1810			
Hook (HOK) d		1714													1814			
Basingstoke (BSK) a	1656	1721		1705		1726		1746	1754				1756	1821		1805		

NOTES (see introductory pages for explanation of train operator codes and standard symbols)

- a Arrival time
- d Departure time
- u Stops to pick up only
- c Arrives 4 minutes earlier
- C To Portsmouth Harbour, see table 155
- E To Poole/Portsmouth Harbour, see table 154
- F To Exeter St Davids, see table 153
- G To Weymouth, see table 154
- H To Poole, see table 154
- L From Waterloo via Hounslow and Staines, see table 151

London to Woking, Guildford, Aldershot, Farnham, Alton and Basingstoke

Sundays

Operator Train ID Days of operation/Notes 1st Class/Reservations/Bus	SW	SW	SW	SW	SW	SW	SW	SW	SW	SW	SW	SW	SW	SW	SW	SW	SW	SW
	1P55 C	1W55 G	1L97 B	1S51 L	1T55 C	2L55	2A55	2F51	2P57 C	1B55 H	2L57	2A57	1L57 F	2F53	1P59 C	1W59 G	1L59 B	1S55 L
London Waterloo (WAT) 15 d	1730	1735	1745		1750	1737	1740	1800	1805	1807	1820	1810	1830	1835	1845			
Vauxhall (VXH) d							1744					1814						
Clapham Junction (CLJ) 10 d	1739u	1742u	1753u		1758u	1746	1749	1809u	1812u	1816	1827u	1819	1839u	1842u	1853u			
Earlsfield (EAD) d							1752					1822						
Wimbledon (WIM) 6 d						1753	1756			1822		1826						
Surbiton (SUR) 6 d						1802	1805			1830		1835						
Esher (ESH) d							1809					1839						
Hersham (HER) d							1812					1842						
Walton-On-Thames (WAL) d						1809	1815					1845						
Weybridge (WYB) d						1813	1819					1849						
Byfleet & New Haw (BFN) d				1802			1821					1851						1902
West Byfleet (WBY) d				1805			1824					1854						1905
Woking (WOK) a	1801	1806	1812	1815	1819	1819	1829	1831	1835	1842	1845	1859	1901	1906	1912	1915		
Woking (WOK) d	1802	1807	1813		1821	1823	1826	1835	1832	1837	1846	1849	1846	1905	1902	1907	1913	
Worplesdon (WPL) d							1839											
Guildford (GLD) a	1810						1846	1840					1914	1910				
Brookwood (BKO) 3 d						1828	1832				1851	1855						
Ash Vale (AHV) d							1841					1903						
Aldershot (AHT) d							1846					1908						
Farnham (FNH) d							1855c					1914						
Bentley (BTY) d												1924c						
Alton (AON) a							1906					1931						
Farnborough (Main) (FNB) d					1832	1836					1859							
Fleet (FLE) d						1842					1904							
Winchfield (WNF) d											1910							
Hook (HOK) d											1914							
Basingstoke (BSK) a		1826	1833		1846	1854				1856	1921	1905			1926	1933		

Operator Train ID Days of operation/Notes 1st Class/Reservations/Bus	SW	SW	SW	SW	SW	SW	SW	SW	SW	SW	SW	SW	SW	SW	SW	SW	SW	SW
	1T59 C	2L59	2A59	2F55	2P61 C	1B59 H	2L61	2A61	1L61 F	2F57	1P63 C	1W63 G	1L63 B	1S59 L	1T63 C	2L63	2A63	2F59
London Waterloo (WAT) 15 d	1850		1837	1840	1900	1905		1907	1920	1910	1930	1935	1945		1950	1937	1940	
Vauxhall (VXH) d				1844						1914								1944
Clapham Junction (CLJ) 10 d	1858u		1846	1849	1909u	1912u		1916	1927u	1919	1939u	1942u	1953u		1958u	1946	1949	
Earlsfield (EAD) d				1852						1922								1952
Wimbledon (WIM) 6 d			1853	1856				1922		1926						1953	1956	
Surbiton (SUR) 6 d			1902	1905				1930		1935						2002	2005	
Esher (ESH) d				1909						1939								2009
Hersham (HER) d				1912						1942								2012
Walton-On-Thames (WAL) d			1909	1915						1945						2009	2015	
Weybridge (WYB) d			1913	1919						1949						2013	2019	
Byfleet & New Haw (BFN) d				1921						1951			2002				2021	
West Byfleet (WBY) d				1924						1954			2005				2024	
Woking (WOK) a	1919	1919	1929	1931	1935	1942	1945	1959	2001	2006	2012	2015	2019	2019	2019	2019	2029	
Woking (WOK) d	1921	1923	1926	1935	1932	1937	1946	1949	1946	2005	2002	2007	2013		2021	2023	2026	2035
Worplesdon (WPL) d				1939														2039
Guildford (GLD) a				1946	1940				2014	2010								2046
Brookwood (BKO) 3 d		1928	1932				1951	1955								2028	2032	
Ash Vale (AHV) d			1941					2003									2041	
Aldershot (AHT) d			1946					2008									2046	
Farnham (FNH) d			1955c					2014									2055c	
Bentley (BTY) d								2024c										
Alton (AON) a			2006					2031									2108	
Farnborough (Main) (FNB) d	1932	1936					1959								2032	2036		
Fleet (FLE) d		1942					2004									2042		
Winchfield (WNF) d							2010											
Hook (HOK) d							2014											
Basingstoke (BSK) a	1946	1954				1956	2021		2005			2026	2033		2046	2054		

NOTES (see introductory pages for explanation of train operator codes and standard symbols)

- a Arrival time
- d Departure time
- u Stops to pick up only
- c Arrives 4 minutes earlier
- B To Salisbury, see table 153
- C To Portsmouth Harbour, see table 155
- F To Exeter St Davids, see table 153
- G To Weymouth, see table 154
- H To Poole, see table 154
- L From Waterloo via Hounslow and Staines, see table 151

London to Woking, Guildford, Aldershot, Farnham, Alton and Basingstoke

Sundays

Operator Train ID Days of operation/Notes 1st Class/Reservations/Bus	SW	SW	SW	SW	SW	SW	SW	SW	SW	SW	SW	SW	SW	SW	SW	SW	SW	SW
	2P65	1B63	2L65	2A65	1L65	2F61	1P67	1W67	1L67	1S63	1T67	2L67	2A67	2F63	2P69	1B67	2L69	2A69
	C	H			J		C	G	B	L	C				C	H		
	□	□	□	□	□		□	□	□		□				□	□	□	□
London Waterloo (WAT) 15 d	2000	2005		2007	2020	2010	2030	2035	2045		2050		2037	2040	2100	2105		2107
Vauxhall (VXH) d						2014								2044				
Clapham Junction (CLJ) 10 d	2009u	2012u		2016	2027u	2019	2039u	2042u	2053u		2058u		2046	2049	2109u	2112u		2116
Earlsfield (EAD) d						2022								2052				
Wimbledon (WIM) 6 d				2022		2026							2053	2056				2122
Surbiton (SUR) 6 d				2030		2035							2102	2105				2130
Esher (ESH) d						2039								2109				
Hersham (HER) d						2042								2112				
Walton-On-Thames (WAL) d						2045							2109	2115				
Weybridge (WYB) d						2049							2113	2119				
Byfleet & New Haw (BFN) d						2051					2102			2121				
West Byfleet (WBY) d						2054					2105			2124				
Woking (WOK) a	2031	2035		2042	2045	2059	2101	2106	2112	2115	2119		2119	2129	2131	2135		2142
Woking (WOK) d	2032	2037	2046	2049	2046	2105	2102	2107	2114		2121	2123	2126	2135	2132	2137	2146	2149
Worplesdon (WPL) d														2139				
Guildford (GLD) a	2040					2114	2110							2146	2140			
Brookwood (BKO) 3 d			2051	2055									2128	2132				2151
Ash Vale (AHV) d				2103										2141				2203
Aldershot (AHT) d				2108										2146				2208
Farnham (FNH) d				2114										2155c				2214
Bentley (BTY) d				2124c														2224c
Alton (AON) a				2131										2206				2231
Farnborough (Main) (FNB) d			2059									2132	2136					2159
Fleet (FLE) d			2104										2142					2204
Winchfield (WNF) d			2110															2210
Hook (HOK) d			2114															2214
Basingstoke (BSK) a		2056	2121		2105			2126	2134		2146	2154				2156	2221	





Operator Train ID Days of operation/Notes 1st Class/Reservations/Bus	SW	SW	SW	SW	SW	SW	SW	SW	SW	SW	SW	SW	SW	SW	SW	SW	SW	SW
	1L69	2F65	1P71	1W71	1S67	1T71	2L71	2A71	2F67	2P73	1B71	2L73	2A73	1L73	2F69	1P75	1S71	2T75
	F		C	G	L	C				C	H			B		C	L	C
	□		□	□		□	□	□		□	□	□	□	□		□		□
London Waterloo (WAT) 15 d	2120	2110	2130	2135		2150	2137	2140	2200	2205		2207	2220	2210	2230			2250
Vauxhall (VXH) d		2114						2144						2214				
Clapham Junction (CLJ) 10 d	2127u	2119	2139u	2142u		2158u	2146	2149	2209u	2212u		2216	2227u	2219	2239u			2258u
Earlsfield (EAD) d		2122						2152						2222				
Wimbledon (WIM) 6 d		2126						2153	2156				2222	2226				
Surbiton (SUR) 6 d		2135						2202	2205				2230	2235				
Esher (ESH) d		2139						2209						2239				
Hersham (HER) d		2142						2212						2242				
Walton-On-Thames (WAL) d		2145						2215						2245				
Weybridge (WYB) d		2149					2209	2213	2219					2249				
Byfleet & New Haw (BFN) d		2151			2202			2221						2251			2303	
West Byfleet (WBY) d		2154			2205			2224						2254			2305	
Woking (WOK) a	2145	2159	2201	2206	2211	2219	2219	2229	2231	2235		2242	2245	2259	2301	2311		2319
Woking (WOK) d	2146	2205	2202	2207		2221	2223	2226	2235	2232	2237	2246	2249	2246	2305	2302		2321
Worplesdon (WPL) d									2239									
Guildford (GLD) a		2214	2210						2246	2240					2313	2310		
Brookwood (BKO) 3 d								2228	2232				2251	2255				
Ash Vale (AHV) d								2241					2303					
Aldershot (AHT) d								2246					2308					
Farnham (FNH) d								2255c					2314					
Bentley (BTY) d													2324c					
Alton (AON) a								2306					2331					
Farnborough (Main) (FNB) d						2232	2236						2259					2332
Fleet (FLE) d							2242						2304					
Winchfield (WNF) d													2310					
Hook (HOK) d													2314					
Basingstoke (BSK) a	2205			2226		2246	2254				2256	2322		2305				2346

NOTES (see introductory pages for explanation of train operator codes and standard symbols)

- a Arrival time
- d Departure time
- u Stops to pick up only
- c Arrives 4 minutes earlier
- B To Salisbury, see table 153
- C To Portsmouth Harbour, see table 155
- F To Exeter St Davids, see table 153
- G To Weymouth, see table 154
- H To Poole, see table 154
- J To Yeovil Junction, see table 153
- L From Waterloo via Hounslow and Staines, see table 151

London to Woking, Guildford, Aldershot, Farnham, Alton and Basingstoke

Sundays

Operator Train ID Days of operation/Notes 1st Class/Reservations/Bus	SW	SW	SW	SW	SW	SW	SW	SW	SW	SW	SW	SW	SW	SW	SW
	2L75	2A75	2F71	2P77 C	1B75 H	2L77	2A77	2F73	1P79 C	1L79 B	1S75 L	2A79	1B81 A	SW	
	Π	Π		Π	Π	Π	Π		Π	Π		Π	Π		
London Waterloo (WAT)  15 d	2237		2240	2300	2305		2307	2310	2330	2335		2340	0010	0105	
Vauxhall (VXH)  d			2244					2314				2344			
Clapham Junction (CLJ) 10 d	2246		2249	2309u	2312u		2316	2319	2339u	2344u		2349	0017u	0121u	
Earlsfield (EAD) d			2252					2322				2352			
Wimbledon (WIM)  6 d	2253		2256				2322	2326				2356	0023u		
Surbiton (SUR) 6 d	2302		2305				2330	2335				0005			
Esher (ESH) d			2309					2339				0009			
Hersham (HER) d			2312					2342				0012			
Walton-On-Thames (WAL) d	2309		2315					2345				0015			
Weybridge (WYB) d	2313		2319					2349				0018			
Byfleet & New Haw (BFN) d			2321					2351			0002	0021			
West Byfleet (WBY) d			2324					2354			0005	0024		0211s	
Woking (WOK) a	2319		2329	2331	2335		2342	2359	0001	0007	0011	0030	0041	0220	
Woking (WOK) d	2323	2326	2335	2332	2337		2346	2349	0005	0002	0008		0033	0042	
Worplesdon (WPL) d			2339												
Guildford (GLD) a			2346	2340				0016	0010						
Brookwood (BKO) 3 d	2328	2332					2351	2355				0039			
Ash Vale (AHV) d		2341						0003				0047			
Aldershot (AHT) d		2349c						0008				0052			
Farnham (FNH) d		2355						0014				0057a			
Bentley (BTY) d								0024c							
Alton (AON) a		0011						0031							
Farnborough (Main) (FNB) d	2336						2359			0019					
Fleet (FLE) d	2342						0004			0024					
Winchfield (WNF) d							0010								
Hook (HOK) d							0014								
Basingstoke (BSK) a	2353				2356		0021			0039			0100		

NOTES (see introductory pages for explanation of train operator codes and standard symbols)

- a Arrival time
- d Departure time
- s Stops to set down only
- u Stops to pick up only
- c Arrives 4 minutes earlier
- A To Southampton Central, see table 154
- B To Salisbury, see table 153
- C To Portsmouth Harbour, see table 155
- H To Poole, see table 154
- L From Waterloo via Hounslow and Staines, see table 151

Basingstoke, Alton, Farnham, Aldershot, Guildford and Woking to London

Mondays to Fridays

Operator Train ID Days of operation/Notes 1st Class/Reservations/Bus	SW 2F02	SW 1S08 C	SW 2F06	SW 2L10	SW 2F06	SW 2P12 A A	SW 2F08	SW 2B12 D D	SW 1L12 E E	SW 1A12	SW 2L14	SW 2F10	SW 1P12 A A	SW 2F84	SW 2P14 A A	SW 1L14 E E	SW 1A14	SW 1B14 F F	
Basingstoke (BSK)	d			0454				0540	0554		0550					0627		0636	
Hook (HOK)	d			0501							0557								
Winchfield (WNF)	d			0505							0601								
Fleet (FLE)	d			0510				0551			0606								
Farnborough (Main) (FNB)	d			0516				0556			0612								
Alton (AON)	d									0542							0612		
Bentley (BTY)	d									0549							0619		
Farnham (FNH)	d									0556							0626		
Aldershot (AHT)	d									0602							0632		
Ash Vale (AHV)	d									0607							0637		
Brookwood (BKO)	3 d			0523						0614	0619						0644		
Guildford (GLD)	d	0420		0514		0550							0624		0633				
Worplesdon (WPL)	d			0519		0555							0630						
Woking (WOK)	a	0428		0524	0528	0600		0605	0612	0619	0624		0635		0641	0646	0649	0654	
Woking (WOK)	d	0430	0527	0532	0529	0532	0601	0604	0607	0614	0620	0626	0632	0637	0641	0643	0647	0650	0655
West Byfleet (WBY)	d		0532			0536		0608			0625		0636		0646				
Byfleet & New Haw (BFN)	d		0535			0539		0611					0639		0649				
Weybridge (WYB)	d					0542		0614					0642		0652				
Walton-On-Thames (WAL)	d					0546		0618					0646		0656				
Hersham (HER)	d					0548		0620					0649		0659				
Esher (ESH)	d					0551		0623					0652		0702				
Surbiton (SUR)	6 d	0454		0540		0556		0628		0635	0641	0657	0707						
Wimbledon (WIM)	6 a	0502		0548	0608			0635			0647	0704							
Earlsfield (EAD)	a				0612			0639				0708							
Clapham Junction (CLJ)	10 a	0509		0600	0616	0620	0642	0626	0633	0648	0654	0712	0658		0702	0706	0710	0714	
Vauxhall (VXH)	10 a			0607	0621		0647					0717							
London Waterloo (WAT)	15 a	0518		0612	0626	0630	0652	0634	0641	0656	0704	0724	0709	0726	0713	0719	0721	0724	

Operator Train ID Days of operation/Notes 1st Class/Reservations/Bus	SW 2T14 U U	SW 2F90	SW 2P16 G G	SW 2L88	SW 1L16 H H	SW 2P90 A A	SW 1A16	SW 2F88	SW 1P16 A A	SW 2L18	SW 1T18 U U	SW 1P90 J J	SW 2L90	SW 1L18 K K	SW 2F92	SW 1A18	SW 2F94	SW 1T20 U U	
Basingstoke (BSK)	d	0623			0643	0651				0654	0714		0706	0730				0747	
Hook (HOK)	d	0630								0701			0713						
Winchfield (WNF)	d	0634								0705			0717						
Fleet (FLE)	d	0640			0654					0710			0722						
Farnborough (Main) (FNB)	d	0645			0700					0716			0728						
Alton (AON)	d						0641										0714		
Bentley (BTY)	d						0648										0721		
Farnham (FNH)	d						0654										0728		
Aldershot (AHT)	d						0700										0734		
Ash Vale (AHV)	d						0705										0739		
Brookwood (BKO)	3 d	0652					0712			0723							0746		
Guildford (GLD)	d			0652		0709			0718				0731						
Worplesdon (WPL)	d			0658									0737						
Woking (WOK)	a	0657		0703	0709	0717	0718		0725	0728	0732	0741				0751		0805	
Woking (WOK)	d	0659	0700	0704	0711	0718	0719	0725	0727	0731	0734	0743				0746	0752	0802	0806
West Byfleet (WBY)	d		0706					0730								0753c		0806	
Byfleet & New Haw (BFN)	d							0733								0756			
Weybridge (WYB)	d		0710					0737					0742			0800		0811	
Walton-On-Thames (WAL)	d		0715			0728		0742								0805		0815	
Hersham (HER)	d		0718					0746								0808		0817	
Esher (ESH)	d		0721					0750								0812		0821	
Surbiton (SUR)	6 d		0726					0757c								0818		0826	
Wimbledon (WIM)	6 a																		
Earlsfield (EAD)	a																		
Clapham Junction (CLJ)	10 a			0723															
Vauxhall (VXH)	10 a																		
London Waterloo (WAT)	15 a	0728	0743	0734	0738	0736	0746	0751	0820	0753	0759	0801	0809	0806	0814	0836	0822	0844	0834

NOTES (see introductory pages for explanation of train operator codes and standard symbols)

- a Arrival time
- d Departure time
- c Arrives 3 minutes earlier
- A From Portsmouth Harbour, see table 155
- C To London Waterloo via Staines and Hounslow, see table 151
- D From Southampton Central, see table 154
- E From Salisbury, see table 153
- F From Poole, see table 154
- G From Petersfield, see table 155
- H From Yeovil Junction, see table 153
- J From Havant, see table 155
- K From Yeovil Pen Mill, see table 153
- U From Portsmouth Harbour, see table 154

Basingstoke, Alton, Farnham, Aldershot, Guildford and Woking to London

Mondays to Fridays

Operator Train ID Days of operation/Notes 1st Class/Reservations/Bus	SW	SW	SW	SW	SW	SW	SW	SW	SW	SW	SW	SW	SW	SW	SW	SW	SW	SW	
	2B88 D F	2P92 L F	2F96 M F	1L20 M F	1A20 A F	1P20 A F	2L22 F F	2F18 U F	1T22 U F	2P22 N F	1A22 F F	1B22 F F	2F20 D F	2B24 D F	2P94 A F	1L24 P F	1A24 A F	1W94 B F	
Basingstoke (BSK)	d	0733			0759			0751		0816			0835			0825		0859	
Hook (HOK)	d	0740						0759						0832					
Winchfield (WNF)	d	0744						0803						0837					
Fleet (FLE)	d	0750						0809						0842					
Farnborough (Main) (FNB)	d	0755						0815						0848					
Alton (AON)	d					0744						0814						0844	
Bentley (BTY)	d					0751						0821						0851	
Farnham (FNH)	d					0758						0828						0858	
Aldershot (AHT)	d					0804						0834						0904	
Ash Vale (AHV)	d					0809						0839						0909	
Brookwood (BKO)	6 d	0803				0816		0823				0846			0858			0916	
Guildford (GLD)	d		0802					0819		0822		0834			0846		0904		
Worpleston (WPL)	d		0808								0840			0851		0910			
Woking (WOK)	a	0808	0813		0818	0821	0826	0828	0830	0834	0845	0851	0853	0859	0903	0914	0918	0921	
Woking (WOK)	d	0809	0814	0817	0819	0824	0828	0830	0832	0836	0846	0852	0855	0902	0904	0915	0919	0922	0924
West Byfleet (WBY)	d			0823					0836					0906				0927	
Byfleet & New Haw (BFN)	d			0827					0839					0909					
Weybridge (WYB)	d			0830					0843					0913					
Walton-On-Thames (WAL)	d			0834					0847					0917					
Hersham (HER)	d			0837					0849					0919					
Esher (ESH)	d			0841					0852					0922					
Surbiton (SUR)	6 d			0848					0857					0927	0917			0938	
Wimbledon (WIM)	6 a								0904					0934					
Earlsfield (EAD)	a								0908					0938					
Clapham Junction (CLJ)	10 a								0912		0905		0915	0942			0938	0950	0943
Vauxhall (VXH)	a								0917					0947					
London Waterloo (WAT)	15 a	0838	0841	0906	0846	0852	0854	0859	0924	0906	0918	0921	0925	0954	0936	0944	0953	0959	0953

Operator Train ID Days of operation/Notes 1st Class/Reservations/Bus	SW	SW	SW	SW	SW	SW	SW	SW	SW	SW	SW	SW	SW	SW	SW	SW	SW	SW	SW
	1P24 A F	2L26 L F	2F22 M F	1T26 U F	2P98 A F	1A26 A F	1B26 F F	2L28 F F	1P26 A F	2F24 F F	1L28 M F	1W96 B F	1A28 F F	1P28 Q F	2L30 D F	2F26 M F	1T30 U F	2P30 A F	
Basingstoke (BSK)	d		0853			0915			0937	0924			0957				0954		1017
Hook (HOK)	d		0900							0931							1001		
Winchfield (WNF)	d		0904							0935						1005			
Fleet (FLE)	d		0910			0927				0940						1010			
Farnborough (Main) (FNB)	d		0916			0932				0946						1016			1030
Alton (AON)	d							0914						0944					
Bentley (BTY)	d							0921						0951					
Farnham (FNH)	d							0928						0958					
Aldershot (AHT)	d							0934						1004					
Ash Vale (AHV)	d							0939						1009					
Brookwood (BKO)	6 d			0923				0946		0953				1016		1023			
Guildford (GLD)	d	0919					0935			0951				1019					1035
Worpleston (WPL)	d						0941												1040
Woking (WOK)	a	0927	0928		0942	0945	0951	0955	0958	0959		1015		1021	1026	1028		1039	1045
Woking (WOK)	d	0928	0929	0933	0943	0946	0952	0956	0959	1000	1003	1017	1022	1022	1027	1029	1033	1041	1046
West Byfleet (WBY)	d			0937			0957				1007			1027				1037	
Byfleet & New Haw (BFN)	d			0940							1010							1040	
Weybridge (WYB)	d		0936	0943					1006		1013				1036		1043		
Walton-On-Thames (WAL)	d		0940	0947					1010		1017				1040		1047		
Hersham (HER)	d			0949							1019						1049		
Esher (ESH)	d			0952							1022						1052		
Surbiton (SUR)	6 d		0946	0957			1008		1016		1027		1038		1046		1057		
Wimbledon (WIM)	6 a			1004							1035						1104		
Earlsfield (EAD)	a			1008							1039						1108		
Clapham Junction (CLJ)	10 a			1012		1005		1015			1042	1036		1049		1057	1112		1105
Vauxhall (VXH)	a			1017							1047						1117		
London Waterloo (WAT)	15 a	0955	1004	1022	1009	1016	1029	1023	1036	1031	1052	1049	1049	1059	1052	1105	1122	1108	1113

NOTES (see introductory pages for explanation of train operator codes and standard symbols)

- a Arrival time
- d Departure time
- A From Portsmouth Harbour, see table 155
- B From Weymouth, see table 154
- D From Southampton Central, see table 154
- F From Poole, see table 154
- L From Hilsea, see table 155
- M From Exeter St Davids, see table 153
- N From Portsmouth & Southsea, see table 155
- P From Yeovil Pen Mill/Yeovil Pen Mill, see table 153
- Q From Haslemere, see table 155
- U From Portsmouth Harbour, see table 154

Basingstoke, Alton, Farnham, Aldershot, Guildford and Woking to London

Mondays to Fridays

Operator Train ID Days of operation/Notes 1st Class/Reservations/Bus	SW	SW	SW	SW	SW	SW	SW	SW	SW	SW	SW	SW	SW	SW	SW	SW	SW	SW	
	1A30	1P30 A	2L32	1W52 B	2F28	1L32 M	1B08 F	1A32	1P32 Q	2L34	2F30	1T34 U	2P34 N	1A34	1P34 A	2L36	1W54 B	2F32	
Basingstoke (BSK)	d			1024	1035					1054						1124	1135		
Hook (HOK)	d			1031						1101						1131			
Winchfield (WNF)	d			1035						1105						1135			
Fleet (FLE)	d			1040						1110						1140			
Farnborough (Main) (FNB)	d			1046						1116		1130				1146			
Alton (AON)	d	1014						1044						1115					
Bentley (BTY)	d	1021						1051											
Farnham (FNH)	d	1028						1058						1128c					
Aldershot (AHT)	d	1034						1104						1134					
Ash Vale (AHV)	d	1039						1109						1139					
Brookwood (BKO)	6 d	1046		1053				1116		1123				1146		1153			
Guildford (GLD)	d		1049						1119				1135		1149				
Worplesdon (WPL)	d												1140						
Woking (WOK)	a	1051	1056	1058		1115		1121	1126	1128		1139	1145	1151	1156	1158			
Woking (WOK)	d	1052	1057	1059		1103	1117	1121	1122	1127	1129	1133	1141	1146	1152	1157	1159	1203	
West Byfleet (WBY)	d	1057				1107			1127			1137		1157				1207	
Byfleet & New Haw (BFN)	d					1110						1140						1210	
Weybridge (WYB)	d			1106		1113				1136	1143					1206		1213	
Walton-On-Thames (WAL)	d			1110		1117				1140	1147					1210		1217	
Hersham (HER)	d					1119					1149							1219	
Esher (ESH)	d					1122					1152							1222	
Surbiton (SUR)	6 d	1108		1116		1127		1138		1146	1157			1208		1216		1227	
Wimbledon (WIM)	6 a					1134					1204							1235	
Earlsfield (EAD)	a					1138					1208							1239	
Clapham Junction (CLJ)	10 a	1121			1111	1142	1136		1149		1157	1212		1205	1219		1211	1242	
Vauxhall (VXH)	a					1147					1217							1247	
London Waterloo (WAT)	15 a	1129	1124	1136	1119	1152	1149	1149	1158	1151	1206	1222	1208	1215	1228	1222	1238	1220	1252

Operator Train ID Days of operation/Notes 1st Class/Reservations/Bus	SW	SW	SW	SW	SW	SW	SW	SW	SW	SW	SW	SW	SW	SW	SW	SW	SW	SW	
	1L36 M	1B12 F	1A36	1P36 Q	2L38	2F34	1T38 U	2P38 N	1A38	1P38 A	2L40	1W56 B	2F36	1L40 R	1B16 F	1A40	1P40 Q	2L42	
Basingstoke (BSK)	d	1157				1154		1217				1224	1235		1257			1254	
Hook (HOK)	d					1201						1231						1301	
Winchfield (WNF)	d					1205						1235						1305	
Fleet (FLE)	d					1210						1240						1310	
Farnborough (Main) (FNB)	d					1216		1230				1246						1316	
Alton (AON)	d			1144						1215							1244		
Bentley (BTY)	d			1151													1251		
Farnham (FNH)	d			1158					1228c								1258		
Aldershot (AHT)	d			1204					1234								1304		
Ash Vale (AHV)	d			1209					1239								1309		
Brookwood (BKO)	6 d			1216		1223			1246		1253						1316	1323	
Guildford (GLD)	d				1219				1235		1249							1319	
Worplesdon (WPL)	d								1240										
Woking (WOK)	a	1215		1221	1226	1228		1240	1245	1251	1256	1258		1315		1321	1326	1328	
Woking (WOK)	d	1217	1221	1222	1227	1229	1233	1241	1246	1252	1257	1259		1303	1317	1321	1322	1327	1329
West Byfleet (WBY)	d			1227			1237			1257				1307			1327		
Byfleet & New Haw (BFN)	d						1240							1310					
Weybridge (WYB)	d				1236	1243				1306	1313							1336	
Walton-On-Thames (WAL)	d				1240	1247				1310				1317				1340	
Hersham (HER)	d					1249								1319					
Esher (ESH)	d					1252								1322					
Surbiton (SUR)	6 d			1238		1246	1257		1308		1316			1327		1338		1346	
Wimbledon (WIM)	6 a					1304								1334					
Earlsfield (EAD)	a					1308								1338					
Clapham Junction (CLJ)	10 a	1236		1249		1257			1305	1319			1311	1342	1336		1349		1357
Vauxhall (VXH)	a					1317								1347					
London Waterloo (WAT)	15 a	1249	1249	1258	1251	1305	1322	1308	1316	1328	1322	1339	1320	1352	1349	1349	1358	1351	1408

NOTES (see introductory pages for explanation of train operator codes and standard symbols)

- a Arrival time
- d Departure time
- c Arrives 3 minutes earlier
- A From Portsmouth Harbour, see table 155
- B From Weymouth, see table 154
- F From Poole, see table 154
- M From Exeter St Davids, see table 153
- N From Portsmouth & Southsea, see table 155
- Q From Haslemere, see table 155
- R From Exeter St Davids/Yeovil Pen Mill, see table 153
- U From Portsmouth Harbour, see table 154

Basingstoke, Alton, Farnham, Aldershot, Guildford and Woking to London

Mondays to Fridays

Operator Train ID Days of operation/Notes 1st Class/Reservations/Bus	SW	SW	SW	SW	SW	SW	SW	SW	SW	SW	SW	SW	SW	SW	SW	SW	SW	SW	
	2F38	1T42 U P	2P42 N P	1A42 P	1P42 A P	2L44 P	1W58 B P	2F40 P	1L44 M P	1B20 F P	1A44 P	1P44 Q P	2L46 P	2F42 P	1T46 U P	2P46 N P	1A46 P	1P46 A P	
Basingstoke (BSK)	d		1317				1324	1335		1357				1354		1417			
Hook (HOK)	d						1331							1401					
Winchfield (WNF)	d						1335							1405					
Fleet (FLE)	d						1340							1410					
Farnborough (Main) (FNB)	d		1331				1346							1416		1430			
Alton (AON)	d				1315								1344					1415	
Bentley (BTY)	d												1351						
Farnham (FNH)	d				1328c								1358					1428c	
Aldershot (AHT)	d				1334								1404					1434	
Ash Vale (AHV)	d				1339								1409					1439	
Brookwood (BKO)	6 d				1346			1353					1416		1423			1446	
Guildford (GLD)	d			1335		1349							1419				1435	1449	
Worplesdon (WPL)	d			1340													1440		
Woking (WOK)	a		1340	1345	1351	1356	1358			1416		1421	1426	1428		1439	1445	1451	1456
Woking (WOK)	d	1333	1341	1346	1352	1357	1359		1403	1417	1421	1422	1427	1429	1433	1441	1446	1452	1457
West Byfleet (WBY)	d	1337			1357				1407			1427			1437			1457	
Byfleet & New Haw (BFN)	d	1340							1410						1440				
Weybridge (WYB)	d	1343					1406		1413					1436	1443				
Walton-On-Thames (WAL)	d	1347					1410		1417					1440	1447				
Hersham (HER)	d	1349							1419						1449				
Esher (ESH)	d	1352							1422						1452				
Surbiton (SUR)	6 d	1357			1408		1416		1427			1438		1446	1457			1508	
Wimbledon (WIM)	6 a	1404							1434						1504				
Earlsfield (EAD)	a	1408							1438						1508				
Clapham Junction (CLJ)	10 a	1412		1407	1419			1411	1442	1436		1449		1457	1512		1505	1519	
Vauxhall (VXH)	10 a	1417							1447						1517				
London Waterloo (WAT)	15 a	1422	1408	1416	1428	1422	1436	1420	1452	1449	1449	1459	1457	1506	1522	1508	1513	1529	1522

Operator Train ID Days of operation/Notes 1st Class/Reservations/Bus	SW	SW	SW	SW	SW	SW	SW	SW	SW	SW	SW	SW	SW	SW	SW	SW	SW	SW	SW	
	2L48	1W60 B P	2F44	1L48 M P	1B24 F P	1A48 P	1P48 Q P	2L50 P	2F46	1T50 U P	2P50 N P	1O50 H P	1A50 P	1P50 A P	2L52 P	1W62 B P	2F48	1L52 M P		
Basingstoke (BSK)	d	1424	1435		1457				1454		1517		1530				1524	1535	1557	
Hook (HOK)	d	1431							1501								1531			
Winchfield (WNF)	d	1435							1505								1535			
Fleet (FLE)	d	1440							1510								1540			
Farnborough (Main) (FNB)	d	1446							1516		1530						1546			
Alton (AON)	d						1444							1515						
Bentley (BTY)	d						1451													
Farnham (FNH)	d						1458							1528c						
Aldershot (AHT)	d						1504							1534						
Ash Vale (AHV)	d						1509							1539						
Brookwood (BKO)	6 d	1453					1516		1523					1546		1553				
Guildford (GLD)	d							1519					1535		1549					
Worplesdon (WPL)	d												1540							
Woking (WOK)	a	1458			1515		1521	1526	1528		1539	1545	1548	1551	1556	1558			1615	
Woking (WOK)	d	1459		1503	1517	1521	1522	1527	1529	1533	1541	1546	1550	1552	1557	1559			1603	1617
West Byfleet (WBY)	d			1507						1537				1557					1607	
Byfleet & New Haw (BFN)	d			1510						1540									1610	
Weybridge (WYB)	d	1506		1513					1536	1543						1606			1613	
Walton-On-Thames (WAL)	d	1510		1517					1540	1547						1610			1617	
Hersham (HER)	d			1519						1549									1619	
Esher (ESH)	d			1522						1552									1622	
Surbiton (SUR)	6 d	1516		1527			1538		1546	1557			1608		1616				1627	
Wimbledon (WIM)	6 a			1534						1604									1634	
Earlsfield (EAD)	a			1538						1608									1638	
Clapham Junction (CLJ)	10 a		1511	1542	1536		1549		1557	1612		1605				1611		1642	1636	
Vauxhall (VXH)	10 a			1547						1617									1647	
London Waterloo (WAT)	15 a	1541	1519	1552	1549	1552	1558	1555	1606	1622	1608	1613	1619	1624	1624	1638	1619	1652	1649	

NOTES (see introductory pages for explanation of train operator codes and standard symbols)

- a Arrival time
- d Departure time
- c Arrives 3 minutes earlier
- A From Portsmouth Harbour, see table 155
- B From Weymouth, see table 154
- F From Poole, see table 154
- H From Yeovil Junction, see table 153
- M From Exeter St Davids, see table 153
- N From Portsmouth & Southsea, see table 155
- Q From Haslemere, see table 155
- U From Portsmouth Harbour, see table 154

Basingstoke, Alton, Farnham, Aldershot, Guildford and Woking to London

Mondays to Fridays

Operator Train ID Days of operation/Notes 1st Class/Reservations/Bus	SW	SW	SW	SW	SW	SW	SW	SW	SW	SW	SW	SW	SW	SW	SW	SW	SW				
	1B28 F	1A52 A	2L54 L	1P52 A	2F50 F	1T54 U	2P54 N	1L54 E	1A54 A	1P54 J	2L56 L	1W64 B	2F52 F	2P56 A	1L56 S	1B30 B	1A56 A	1P56 A			
Basingstoke (BSK)	d			1554				1617		1630				1623	1635			1657			
Hook (HOK)	d			1601										1630							
Winchfield (WNF)	d			1605										1634							
Fleet (FLE)	d			1610										1639							
Farnborough (Main) (FNB)	d			1616				1630						1645							
Alton (AON)	d		1544							1615										1644	
Bentley (BTY)	d		1551																	1651	
Farnham (FNH)	d		1558							1628c										1658	
Aldershot (AHT)	d		1604							1634										1704	
Ash Vale (AHV)	d		1609							1639										1709	
Brookwood (BKO)	6 d		1616	1623						1646			1652							1716	
Guildford (GLD)	d				1621				1634			1649					1701				1719
Worplesdon (WPL)	d								1640								1707				
Woking (WOK)	a		1621	1628	1629			1639	1644	1648	1651	1656	1657				1711	1715		1721	1726
Woking (WOK)	d	1621	1622	1629	1631	1633	1641	1645	1650	1652	1657	1658			1701	1712	1717	1721	1722	1727	
West Byfleet (WBY)	d		1627			1637				1657					1705					1727	
Byfleet & New Haw (BFN)	d					1640									1708						
Weybridge (WYB)	d			1636		1643						1705			1712						
Walton-On-Thames (WAL)	d			1640		1647						1709			1716						
Hersham (HER)	d					1649									1718						
Esher (ESH)	d					1652									1721						
Surbiton (SUR)	6 d		1638	1646		1657			1708			1716			1726					1738	
Wimbledon (WIM)	6 a					1704									1735						
Earlsfield (EAD)	a					1708									1738						
Clapham Junction (CLJ)	10 a		1649	1657		1712		1705					1712	1742	1733	1737				1749	
Vauxhall (VXH)	a					1717								1747							
London Waterloo (WAT)	15 a	1649	1659	1708	1701	1723	1708	1717	1719	1729	1729	1738	1724	1752	1744	1756	1756	1759	1759	1759	

Operator Train ID Days of operation/Notes 1st Class/Reservations/Bus	SW	SW	SW	SW	SW	SW	SW	SW	SW	SW	SW	SW	SW	SW	SW	SW	SW	SW	SW	SW	
	2L58 L	2F54 F	1T58 U	2P58 N	1A58 A	1P58 T	2L60 L	1W66 B	2F56 F	2P60 A	1L60 L	1B32 B	1A60 A	2L62 L	2F58 F	1P60 A	1T62 U	2P62 A			
Basingstoke (BSK)	d	1654		1717				1724	1735			1757				1754				1817	
Hook (HOK)	d	1701						1731								1801					
Winchfield (WNF)	d	1705						1735								1805					
Fleet (FLE)	d	1710						1740								1810					
Farnborough (Main) (FNB)	d	1716		1730				1746								1816				1830	
Alton (AON)	d					1714								1744							
Bentley (BTY)	d					1721								1751							
Farnham (FNH)	d					1728								1758							
Aldershot (AHT)	d					1734								1804							
Ash Vale (AHV)	d					1739								1809							
Brookwood (BKO)	6 d	1723				1746		1753						1816	1823						
Guildford (GLD)	d				1734		1749					1801						1822			1835
Worplesdon (WPL)	d				1740							1807									1840
Woking (WOK)	a	1728		1739	1744	1751	1758	1758			1811	1815		1821	1828		1833	1840		1845	
Woking (WOK)	d	1729	1732	1741	1745	1752	1759	1759		1802	1812	1816	1821	1822	1829	1832	1835	1841		1846	
West Byfleet (WBY)	d		1736			1757				1806				1827		1836					
Byfleet & New Haw (BFN)	d		1739							1809						1839					
Weybridge (WYB)	d	1736	1742					1806		1812					1836	1842					
Walton-On-Thames (WAL)	d	1740	1746					1810		1816					1840	1846					
Hersham (HER)	d		1748							1818						1848					
Esher (ESH)	d		1751							1821						1851					
Surbiton (SUR)	6 d	1746	1756			1808		1816		1826			1838	1847	1856						
Wimbledon (WIM)	6 a		1804							1834					1905						
Earlsfield (EAD)	a		1808							1838					1908						
Clapham Junction (CLJ)	10 a	1757	1811		1804	1821		1828	1811	1842	1832	1836		1849	1858	1911				1905	
Vauxhall (VXH)	a		1816							1847					1916						
London Waterloo (WAT)	15 a	1808	1821	1812	1814	1829	1827	1839	1819	1853	1843	1849	1849	1859	1908	1924	1859	1909		1913	

NOTES (see introductory pages for explanation of train operator codes and standard symbols)

- a Arrival time
- d Departure time
- c Arrives 3 minutes earlier
- A From Portsmouth Harbour, see table 155
- B From Weymouth, see table 154
- E From Salisbury, see table 153
- F From Poole, see table 154
- J From Havant, see table 155
- M From Exeter St Davids, see table 153
- N From Portsmouth & Southsea, see table 155
- S From Exeter St Davids/Yeovil Junction, see table 153
- T From Fareham, see table 154
- U From Portsmouth Harbour, see table 154

Basingstoke, Alton, Farnham, Aldershot, Guildford and Woking to London

Mondays to Fridays

Operator Train ID Days of operation/Notes 1st Class/Reservations/Bus	SW	SW	SW	SW	SW	SW	SW	SW	SW	SW	SW	SW	SW	SW	SW	SW	SW	SW
	1A62	2L64	1W68 B	2F60	1P62 A	1L64 M	1A64	1B34 F	2L66	2F62	1T66 U	2P66 N	1A66	1P66 A	2L68	1W70 B	2F64	1A68
Basingstoke (BSK)	d		1824	1835			1901			1855		1917				1924	1935	
Hook (HOK)	d		1831							1902						1931		
Winchfield (WNF)	d		1835							1906						1935		
Fleet (FLE)	d		1840							1911						1940		
Farnborough (Main) (FNB)	d		1846							1917		1931				1946		
Alton (AON)	d	1814						1835					1908					1938
Bentley (BTY)	d	1823c						1842										1945
Farnham (FNH)	d	1828						1858e					1928f					1958g
Aldershot (AHT)	d	1834						1904					1934					2004
Ash Vale (AHV)	d	1839						1909					1939					2009
Brookwood (BKO)	3 d	1846	1853					1916		1924			1946		1953			2016
Guildford (GLD)	d				1853							1935		1949				
Worplesdon (WPL)	d											1940						
Woking (WOK)	a	1852	1858		1904	1920	1921		1929		1941	1945	1951	1956	1958			2021
Woking (WOK)	d	1852	1859		1902	1905	1921	1922	1926	1930	1933	1941	1946	1952	1957	1959		2002
West Byfleet (WBY)	d	1857			1906			1927			1937			1957				2006
Byfleet & New Haw (BFN)	d				1909						1940							2009
Weybridge (WYB)	d		1906		1912					1936	1943				2005			2012
Walton-On-Thames (WAL)	d		1910		1916					1940	1947				2009			2016
Hersham (HER)	d				1918						1949							2018
Esher (ESH)	d				1921						1952							2021
Surbiton (SUR)	6 d	1908	1918		1927			1938		1947	1957		2008		2016			2026
Wimbledon (WIM)	6 a				1935						2004							2035
Earlsfield (EAD)	a				1939						2008							2039
Clapham Junction (CLJ)	10 a			1911	1941		1940	1949		1958	2012		2005	2019		2011	2041	2049
Vauxhall (VXH)	a				1946						2017						2046	
London Waterloo (WAT)	15 a	1929	1936	1919	1952	1929	1950	1957	1952	2007	2022	2009	2014	2028	2027	2039	2021	2052

Operator Train ID Days of operation/Notes 1st Class/Reservations/Bus	SW	SW	SW	SW	SW	SW	SW	SW	SW	SW	SW	SW	SW	SW	SW	SW	SW	SW
	1B36	1P68	1L68	2F66	1T70	2P70	1P70	2L72	1W72	2F68	1L72	1B38	1A72	1P72	2F70	1W74	2P74	2T62
Basingstoke (BSK)	d			2010					2024	2035								2124
Hook (HOK)	d								2031									2131
Winchfield (WNF)	d								2035									2135
Fleet (FLE)	d								2040									2140
Farnborough (Main) (FNB)	d				2030				2046									2146
Alton (AON)	d												2044					
Bentley (BTY)	d												2051					
Farnham (FNH)	d												2058					
Aldershot (AHT)	d												2104					
Ash Vale (AHV)	d												2109					
Brookwood (BKO)	3 d								2053				2116					2153
Guildford (GLD)	d		2018				2035	2049						2119				2139
Worplesdon (WPL)	d						2040											2146
Woking (WOK)	a		2026	2030		2039	2045	2057	2058			2117		2121	2126		2153	2157
Woking (WOK)	d	2023	2027	2031	2033	2041	2046	2058	2059		2103	2118	2122	2122	2127	2133	2154	2158
West Byfleet (WBY)	d				2037						2107					2137		
Byfleet & New Haw (BFN)	d				2040						2110					2140		
Weybridge (WYB)	d				2043					2106	2113					2143		2206
Walton-On-Thames (WAL)	d				2047					2110	2117					2147		2210
Hersham (HER)	d				2049						2119					2149		
Esher (ESH)	d				2052						2122					2152		
Surbiton (SUR)	6 d				2057				2116		2127		2138		2157			2217
Wimbledon (WIM)	6 a				2105						2134					2204		
Earlsfield (EAD)	a				2109						2138					2208		
Clapham Junction (CLJ)	10 a			2053	2112		2107			2111	2142	2138		2150		2212	2213	2217
Vauxhall (VXH)	a				2117						2147					2217		
London Waterloo (WAT)	15 a	2049	2051	2102	2122	2113	2119	2129	2139	2127	2152	2149	2151	2158	2153	2224	2221	2227

NOTES (see introductory pages for explanation of train operator codes and standard symbols)

- a Arrival time
- d Departure time
- c Arrives 3 minutes earlier
- e Arrives 11 minutes earlier
- f Arrives 10 minutes earlier
- g Arrives 6 minutes earlier
- A From Portsmouth Harbour, see table 155
- B From Weymouth, see table 154
- F From Poole, see table 154
- M From Exeter St Davids, see table 153
- N From Portsmouth & Southsea, see table 155
- Q From Haslemere, see table 155
- U From Portsmouth Harbour, see table 154

Basingstoke, Alton, Farnham, Aldershot, Guildford and Woking to London

Mondays to Fridays

Operator Train ID Days of operation/Notes 1st Class/Reservations/Bus	SW 2F72	SW 1L76 M M	SW 1A76 F F	SW 1B40 F F	SW 1P76 Q Q	SW 2F74	SW 2P78 A A	SW 2T64 U U	SW 1W78 B B	SW 2F80	SW 1A80 F F	SW 1L80 M M	SW 2L82 FO FO	SW 2L82 FX FX	SW 2F78	SW 2F82 FO FO	SW 1A82 F F	SW 2P82 FX A A
Basingstoke (BSK)	d		2200					2224	2241			2307	2254	2254				
Hook (HOK)	d							2231					2301	2301				
Winchfield (WNF)	d							2235					2305	2305				
Fleet (FLE)	d							2240					2310	2310				
Farnborough (Main) (FNB)	d							2246					2316	2316				
Alton (AON)	d		2144								2244						2315	
Bentley (BTY)	d		2151								2251							
Farnham (FNH)	d		2158								2258						2328	
Aldershot (AHT)	d		2204								2304						2334	
Ash Vale (AHV)	d		2209								2309						2339	
Brookwood (BKO)	3 d		2216					2253			2316		2323	2323			2346	
Guildford (GLD)	d				2219		2237								2315			2339
Worplesdon (WPL)	d						2242											2345
Woking (WOK)	a	2219	2221		2226		2247	2258	2259		2321	2326	2328	2328	2337		2351	2349
Woking (WOK)	d	2203	2220	2222	2223	2227	2233	2248	2259	2301	2303	2322	2327	2330	2333		2347	2356
West Byfleet (WBY)	d	2207		2227			2237				2307	2327			2338		2352	
Byfleet & New Haw (BFN)	d	2210					2240				2310				2341		2355	
Weybridge (WYB)	d	2213					2243		2306		2313				2345		2358	
Walton-On-Thames (WAL)	d	2217					2247		2310		2317				2349		0002	
Hersham (HER)	d	2219					2249				2319				2352		0005	
Esher (ESH)	d	2222					2252				2322				2355		0008	
Surbiton (SUR)	6 d	2227		2238			2257		2316		2327	2338		2342	0001	0014		0008
Wimbledon (WIM)	6 a	2234					2304				2335				0011	0022		0016
Earlsfield (EAD)	a	2238					2308				2339					0026		
Clapham Junction (CLJ)	10 a	2242	2239	2249			2312	2307		2323	2343	2350	2347	2354	0017	0029		0022
Vauxhall (VXH)	10 a	2247					2317				2348				0024	0034		
London Waterloo (WAT)	15 a	2253	2249	2259	2249	2251	2326	2315	2335	2331	2354	0002	2356	0004	0030	0042		0031

Operator Train ID Days of operation/Notes 1st Class/Reservations/Bus	SW 2P82 FO A	SW 1A84 F
Basingstoke (BSK)	d	
Hook (HOK)	d	
Winchfield (WNF)	d	
Fleet (FLE)	d	
Farnborough (Main) (FNB)	d	
Alton (AON)	d	2348
Bentley (BTY)	d	0005e
Farnham (FNH)	d	0010a
Aldershot (AHT)	d	
Ash Vale (AHV)	d	
Brookwood (BKO)	3 d	
Guildford (GLD)	d	2339
Worplesdon (WPL)	d	2345
Woking (WOK)	a	2351
Woking (WOK)	d	2356
West Byfleet (WBY)	d	
Byfleet & New Haw (BFN)	d	
Weybridge (WYB)	d	
Walton-On-Thames (WAL)	d	
Hersham (HER)	d	
Esher (ESH)	d	
Surbiton (SUR)	6 d	0008
Wimbledon (WIM)	6 a	0015
Earlsfield (EAD)	a	
Clapham Junction (CLJ)	10 a	0022
Vauxhall (VXH)	10 a	
London Waterloo (WAT)	15 a	0037

NOTES (see introductory pages for explanation of train operator codes and standard symbols)

- a Arrival time
- d Departure time
- e Arrives 11 minutes earlier
- A From Portsmouth Harbour, see table 155
- B From Weymouth, see table 154
- F From Poole, see table 154
- M From Exeter St Davids, see table 153
- Q From Haslemere, see table 155
- U From Portsmouth Harbour, see table 154
- FO Fridays only
- FX Not Fridays

Basingstoke, Alton, Farnham, Aldershot, Guildford and Woking to London

Saturdays

Operator Train ID Days of operation/Notes 1st Class/Reservations/Bus	SW	SW	SW	SW	SW	SW	SW	SW	SW	SW	SW	SW	SW	SW	SW	SW	SW			
	2F02	1S08 B	2F06	2L10	2F06	2F08	2P12 A A	1L12 C C	2B14 D D	2F10	2P14 A A	1A14 A A	1L14 C C	2B16 D D	1B14 D D	2F12	1L16 C C	1A16 A A		
Basingstoke (BSK)	d			0454				0559	0554				0630	0624	0641		0657			
Hook (HOK)	d			0501					0601					0631						
Winchfield (WNF)	d			0505					0605					0635						
Fleet (FLE)	d			0510					0610					0640						
Farnborough (Main) (FNB)	d			0516					0616					0646						
Alton (AON)	d												0614					0644		
Bentley (BTY)	d												0621					0651		
Farnham (FNH)	d												0628					0658		
Aldershot (AHT)	d												0634					0704		
Ash Vale (AHV)	d												0639					0709		
Brookwood (BKO)	6 d			0523					0623				0646		0653			0716		
Guildford (GLD)	d	0425		0514				0603					0639				0654			
Worplesdon (WPL)	d			0519									0644							
Woking (WOK)	a	0433		0524	0528	←		0611	0618	0628			0649	0651	0652	0658	0659	0702	0716	0721
Woking (WOK)	d	0435	0527	0532	0529	0532	0602	0612	0619	0629	0633	0650	0652	0653	0659	0700	0703	0717	0722	
West Byfleet (WBY)	d		0532	↔		0536	0606				0637						0707		0727	
Byfleet & New Haw (BFN)	d		0535	↔		0539	0609				0640						0710			
Weybridge (WYB)	d					0542	0612			0636	0643			0706			0713			
Walton-On-Thames (WAL)	d					0546	0616			0640	0647			0710			0717			
Hersham (HER)	d					0548	0618				0649						0719			
Esher (ESH)	d					0551	0621				0652						0722			
Surbiton (SUR)	6 d	0454		0540		0556	0626			0646	0657		0708		0716		0727		0738	
Wimbledon (WIM)	6 a	0501		0548		0604	0634				0704						0734			
Earlsfield (EAD)	a					0609	0638				0708						0738			
Clapham Junction (CLJ)	10 a	0508		0600	0613	0642	0631	0638	0657	0712	0709	0718					0742	0738	0749	
Vauxhall (VXH)	10 a			0607	0618	0647				0717							0747			
London Waterloo (WAT)	15 a	0518		0613	0623	0654	0640	0649	0709	0722	0717	0727	0719	0735	0729	0752	0749	0759		

Operator Train ID Days of operation/Notes 1st Class/Reservations/Bus	SW	SW	SW	SW	SW	SW	SW	SW	SW	SW	SW	SW	SW	SW	SW	SW	SW		
	1B16 E E	2L18 L L	2F14 F F	2P18 P P	1L18 L L	1A18 A A	1P18 P P	2T18 T T	2B18 B B	2F16 F F	1L20 L L	1A20 A A	1W92 W W	1P20 P P	2L22 L L	2F18 F F	1T24 T T	2P22 P P	
Basingstoke (BSK)	d	0708	0654		0730			0724	0743		0757				0754		0817		
Hook (HOK)	d		0701					0731							0801				
Winchfield (WNF)	d		0705					0735							0805				
Fleet (FLE)	d		0710					0740	0754						0810				
Farnborough (Main) (FNB)	d		0716					0746	0800						0816		0830		
Alton (AON)	d					0714							0744						
Bentley (BTY)	d					0721							0751						
Farnham (FNH)	d					0728							0758						
Aldershot (AHT)	d					0734							0804						
Ash Vale (AHV)	d					0739							0809						
Brookwood (BKO)	6 d		0723			0746		0753					0816		0823				
Guildford (GLD)	d				0735		0749							0819				0835	
Worplesdon (WPL)	d				0740													0840	
Woking (WOK)	a	0726	0728		0745	0748	0751	0756	0758		0815	0821		0826	0828		0839	0845	
Woking (WOK)	d	0727	0729	0733	0746	0750	0752	0757	0759		0803	0817	0822	0823	0827	0829	0833	0841	0846
West Byfleet (WBY)	d			0737							0807		0827				0837		
Byfleet & New Haw (BFN)	d			0740							0810						0840		
Weybridge (WYB)	d		0736	0743				0806			0813				0836		0843		
Walton-On-Thames (WAL)	d		0740	0747				0810			0817				0840		0847		
Hersham (HER)	d			0749							0819						0849		
Esher (ESH)	d			0752							0822						0852		
Surbiton (SUR)	6 d		0747	0757		0808		0816			0827		0838		0846		0857		
Wimbledon (WIM)	6 a			0804							0834						0904		
Earlsfield (EAD)	a			0808							0838						0908		
Clapham Junction (CLJ)	10 a		0758	0812	0805	0819			0827		0842	0837	0849		0857		0912	0905	
Vauxhall (VXH)	10 a			0817							0847						0917		
London Waterloo (WAT)	15 a	0752	0806	0822	0813	0819	0828	0823	0840	0838	0852	0849	0858	0849	0852	0909	0922	0909	0913

NOTES (see introductory pages for explanation of train operator codes and standard symbols)

- a Arrival time
- d Departure time
- A From Portsmouth Harbour, see table 155
- B To London Waterloo via Staines and Hounslow, see table 151
- C From Salisbury, see table 153
- D From Southampton Central, see table 154
- E From Poole, see table 154
- F From Portsmouth & Southsea, see table 155
- G From Exeter St Davids, see table 153
- H From Weymouth, see table 154
- N From Portsmouth Harbour, see table 154

Basingstoke, Alton, Farnham, Aldershot, Guildford and Woking to London

Saturdays

Operator Train ID Days of operation/Notes 1st Class/Reservations/Bus	SW 1L22 J □	SW 1A22 □	SW 1P22 A □	SW 2L24 □	SW 1W48 H □	SW 2F20 □	SW 1L24 C □	SW 1W94 H □	SW 1A24 □	SW 1P24 A □	SW 2L26 □	SW 2F22 □	SW 1T26 N □	SW 2P26 F □	SW 1L26 K □	SW 1A26 □	SW 1P26 A □	SW 2L28 □	
Basingstoke (BSK)	d	0830			0824	0835		0857				0854		0917		0930			0924
Hook (HOK)	d				0831							0901							0931
Winchfield (WNF)	d				0835							0905							0935
Fleet (FLE)	d				0840							0910							0940
Farnborough (Main) (FNB)	d				0846							0916		0930					0946
Alton (AON)	d		0814						0844								0914		
Bentley (BTY)	d		0821						0851								0921		
Farnham (FNH)	d		0828						0858								0928		
Aldershot (AHT)	d		0834						0904								0934		
Ash Vale (AHV)	d		0839						0909								0939		
Brookwood (BKO)	6 d		0846		0853				0916		0923						0946		0953
Guildford (GLD)	d			0849						0919					0935			0949	
Worplesdon (WPL)	d													0940					
Woking (WOK)	a	0848	0851	0856	0858		0915		0921	0926	0928		0939	0945	0948	0951	0956	0958	
Woking (WOK)	d	0850	0852	0857	0859		0903	0917	0921	0922	0927	0929	0933	0941	0946	0950	0952	0957	0959
West Byfleet (WBY)	d		0857				0907			0927			0937				0957		
Byfleet & New Haw (BFN)	d						0910						0940						
Weybridge (WYB)	d				0906		0913					0936	0943						1006
Walton-On-Thames (WAL)	d				0910		0917					0940	0947						1010
Hersham (HER)	d						0919						0949						
Esher (ESH)	d						0922						0952						
Surbiton (SUR)	6 d		0908		0916		0927		0938		0946		0957			1008			1016
Wimbledon (WIM)	6 a						0934						1004						
Earlsfield (EAD)	a						0938						1008						
Clapham Junction (CLJ)	10 a		0919			0911	0942	0936		0949		0957	1012		1005		1019		
Vauxhall (VXH)	a						0947						1017						
London Waterloo (WAT)	15 a	0919	0928	0925	0938	0919	0952	0949	0949	0958	0952	1008	1022	1008	1013	1019	1028	1023	1039

Operator Train ID Days of operation/Notes 1st Class/Reservations/Bus	SW 1W50 H □	SW 2F24 □	SW 1L28 G □	SW 1W06 H □	SW 1A28 □	SW 1P28 A □	SW 2L30 □	SW 2F26 □	SW 1T30 N □	SW 2P30 F □	SW 1L30 C □	SW 1A30 □	SW 1P30 A □	SW 2L32 □	SW 1W52 H □	SW 2F28 □	SW 1L32 G □	SW 1W08 H □	
Basingstoke (BSK)	d	0936		0957			0954		1017		1030				1024	1035		1057	
Hook (HOK)	d						1001								1031				
Winchfield (WNF)	d						1005								1035				
Fleet (FLE)	d						1010								1040				
Farnborough (Main) (FNB)	d						1016		1030						1046				
Alton (AON)	d				0944							1014							
Bentley (BTY)	d				0951							1021							
Farnham (FNH)	d				0958							1028							
Aldershot (AHT)	d				1004							1034							
Ash Vale (AHV)	d				1009							1039							
Brookwood (BKO)	6 d				1016		1023					1046		1053					
Guildford (GLD)	d					1019				1035			1049						
Worplesdon (WPL)	d									1040									
Woking (WOK)	a			1015	1021	1026	1028		1039	1045	1048	1051	1056	1058				1115	
Woking (WOK)	d		1003	1017	1021	1022	1027	1029	1033	1041	1046	1050	1052	1057	1059		1103	1117	1121
West Byfleet (WBY)	d		1007						1037									1107	
Byfleet & New Haw (BFN)	d		1010						1040									1110	
Weybridge (WYB)	d		1013				1036	1043						1106				1113	
Walton-On-Thames (WAL)	d		1017				1040	1047						1110				1117	
Hersham (HER)	d		1019					1049										1119	
Esher (ESH)	d		1022					1052										1122	
Surbiton (SUR)	6 d		1027		1038		1046	1057				1108		1116				1127	
Wimbledon (WIM)	6 a		1034					1104										1134	
Earlsfield (EAD)	a		1038					1108										1138	
Clapham Junction (CLJ)	10 a	1011	1042	1036	1049		1057	1112		1105		1119			1111		1142	1136	
Vauxhall (VXH)	a		1047					1117										1147	
London Waterloo (WAT)	15 a	1019	1052	1049	1049	1058	1053	1106	1122	1108	1113	1119	1128	1123	1138	1119	1152	1148	1149

NOTES (see introductory pages for explanation of train operator codes and standard symbols)

- a Arrival time
- d Departure time
- A From Portsmouth Harbour, see table 155
- C From Salisbury, see table 153
- F From Portsmouth & Southsea, see table 155
- G From Exeter St Davids, see table 153
- H From Weymouth, see table 154
- J From Honiton, see table 153
- K From Exeter St Davids/Castle Cary, see table 153
- N From Portsmouth Harbour, see table 154

Basingstoke, Alton, Farnham, Aldershot, Guildford and Woking to London

Saturdays

Operator Train ID Days of operation/Notes 1st Class/Reservations/Bus	SW	SW	SW	SW	SW	SW	SW	SW	SW	SW	SW	SW	SW	SW	SW	SW	SW	SW	
	1A32	1P32 A	2L34	2F30	1T34 N	2P34 F	1L34 L	1A34	1P34 A	2L36	1W54 H	2F32	1L36 G	1W12 H	1A36	1P36 A	2L38	2F34	
Basingstoke (BSK)	d			1054		1117		1130			1124	1135		1157				1154	
Hook (HOK)	d			1101							1131							1201	
Winchfield (WNF)	d			1105							1135							1205	
Fleet (FLE)	d			1110							1140							1210	
Farnborough (Main) (FNB)	d			1116		1130					1146							1216	
Alton (AON)	d	1044							1115							1144			
Bentley (BTY)	d	1051														1151			
Farnham (FNH)	d	1058							1128c							1158			
Aldershot (AHT)	d	1104							1134							1204			
Ash Vale (AHV)	d	1109							1139							1209			
Brookwood (BKO)	6 d	1116		1123					1146		1153					1216		1223	
Guildford (GLD)	d		1119						1135			1149						1219	
Worplesdon (WPL)	d								1140										
Woking (WOK)	a	1121	1126	1128		1140	1145	1148	1151	1156	1158			1215		1221	1226	1228	
Woking (WOK)	d	1122	1127	1129	1133	1141	1146	1150	1152	1157	1159			1203	1217	1221	1222	1227	1229
West Byfleet (WBY)	d	1127			1137				1157					1207			1227		1233
Byfleet & New Haw (BFN)	d				1140									1210					1237
Weybridge (WYB)	d			1136	1143						1206			1213				1236	1240
Walton-On-Thames (WAL)	d			1140	1147						1210			1217				1240	1247
Hersham (HER)	d				1149									1219					1249
Esher (ESH)	d				1152									1222					1252
Surbiton (SUR)	6 d	1138		1146	1157				1208		1216			1227		1238		1246	1257
Wimbledon (WIM)	6 a				1204									1234					1304
Earlsfield (EAD)	a				1208									1238					1308
Clapham Junction (CLJ)	10 a	1149		1157	1212		1205		1219		1211		1242	1236		1249		1257	1312
Vauxhall (VXH)	15 a				1217								1247						1317
London Waterloo (WAT)	15 a	1158	1154	1208	1222	1213	1216	1219	1228	1225	1238	1223	1252	1249	1253	1258	1255	1308	1323

Operator Train ID Days of operation/Notes 1st Class/Reservations/Bus	SW	SW	SW	SW	SW	SW	SW	SW	SW	SW	SW	SW	SW	SW	SW	SW	SW	SW	SW
	1T38 N	2P38 F	1L38 C	1A38	1P38 A	2L40	1W56 H	2F36	1L40 G	1W16 H	1A40	1P40 A	2L42	2F38	1T42 N	2P42 F	1L42 C	1A42	
Basingstoke (BSK)	d	1216		1230					1224	1235					1254			1317	
Hook (HOK)	d								1231						1301				1330
Winchfield (WNF)	d								1235						1305				
Fleet (FLE)	d								1240						1310				
Farnborough (Main) (FNB)	d	1230							1246						1316		1330		
Alton (AON)	d				1215							1244							1315
Bentley (BTY)	d											1251							
Farnham (FNH)	d				1228c							1258							1328c
Aldershot (AHT)	d				1234							1304							1334
Ash Vale (AHV)	d				1239							1309							1339
Brookwood (BKO)	6 d				1246			1253				1316			1323				1346
Guildford (GLD)	d		1235			1249							1319					1335	
Worplesdon (WPL)	d		1240															1340	
Woking (WOK)	a	1239	1245	1248	1251	1256	1258			1315		1321	1326	1328		1339	1345	1348	1351
Woking (WOK)	d	1241	1246	1250	1252	1257	1259		1303	1317	1321	1322	1327	1329	1333	1341	1346	1350	1352
West Byfleet (WBY)	d								1307						1337				1357
Byfleet & New Haw (BFN)	d								1310						1340				
Weybridge (WYB)	d					1306	1313						1336	1343					
Walton-On-Thames (WAL)	d					1310							1340	1347					
Hersham (HER)	d								1319					1349					
Esher (ESH)	d								1322					1352					
Surbiton (SUR)	6 d			1308		1316			1327			1338		1346	1357				1408
Wimbledon (WIM)	6 a								1334						1404				
Earlsfield (EAD)	a								1338						1408				
Clapham Junction (CLJ)	10 a		1305		1319		1311		1342	1336		1349		1357	1412		1405		1419
Vauxhall (VXH)	15 a								1347						1417				
London Waterloo (WAT)	15 a	1315	1317	1319	1329	1327	1339	1321	1352	1349	1351	1358	1353	1408	1422	1415	1413	1419	1429

NOTES (see introductory pages for explanation of train operator codes and standard symbols)

- a Arrival time
- d Departure time
- c Arrives 3 minutes earlier
- A From Portsmouth Harbour, see table 155
- C From Salisbury, see table 153
- F From Portsmouth & Southsea, see table 155
- G From Exeter St Davids, see table 153
- H From Weymouth, see table 154
- L From Yeovil Junction, see table 153
- N From Portsmouth Harbour, see table 154

Basingstoke, Alton, Farnham, Aldershot, Guildford and Woking to London

Saturdays

Operator Train ID Days of operation/Notes 1st Class/Reservations/Bus	SW	SW	SW	SW	SW	SW	SW	SW	SW	SW	SW	SW	SW	SW	SW	SW	SW	SW		
	1P42 A □	2L44 □	1W58 H □	2F40 □	1L44 G □	1W18 H □	1A44 □	1P44 A □	2L46 □	2F42 □	1T46 N □	2P46 F □	1L46 C □	1A46 □	1P46 A □	2L48 □	1W60 H □	2F44 □		
Basingstoke (BSK)	d		1324	1335		1357				1354			1417			1430			1424	1435
Hook (HOK)	d		1331							1401									1431	
Winchfield (WNF)	d		1335							1405									1435	
Fleet (FLE)	d		1340							1410									1440	
Farnborough (Main) (FNB)	d		1346							1416			1430						1446	
Alton (AON)	d									1344									1415	
Bentley (BTY)	d									1351										
Farnham (FNH)	d									1358									1428c	
Aldershot (AHT)	d									1404									1434	
Ash Vale (AHV)	d									1409									1439	
Brookwood (BKO)	6 d		1353							1416			1423						1446	
Guildford (GLD)	d	1349								1419									1435	
Worplesdon (WPL)	d																		1440	
Woking (WOK)	a	1356	1358			1415		1421	1426	1428			1439	1445	1448	1451	1456	1458		
Woking (WOK)	d	1357	1359			1403	1417	1421	1422	1427			1429	1433	1441	1446	1450	1452	1457	1459
West Byfleet (WBY)	d					1407				1427				1437					1457	
Byfleet & New Haw (BFN)	d					1410								1440						
Weybridge (WYB)	d		1406			1413							1436	1443						1506
Walton-On-Thames (WAL)	d		1410			1417							1440	1447						1510
Hersham (HER)	d					1419								1449						
Esher (ESH)	d					1422								1452						
Surbiton (SUR)	6 d		1416			1427			1438				1446	1457		1508			1516	
Wimbledon (WIM)	6 a					1434								1504						
Earlsfield (EAD)	a					1438								1508						
Clapham Junction (CLJ)	10 a			1411	1442	1436			1449				1457	1512		1505		1519		1511
Vauxhall (VXH)	a					1447								1517						
London Waterloo (WAT)	15 a	1424	1438	1421	1452	1449	1451	1458	1456	1508	1522	1511	1515	1519	1529	1527	1538	1521	1552	

Operator Train ID Days of operation/Notes 1st Class/Reservations/Bus	SW	SW	SW	SW	SW	SW	SW	SW	SW	SW	SW	SW	SW	SW	SW	SW	SW	SW	SW	
	1L48 G □	1W20 H □	1A48 □	1P48 A □	2L50 □	2F46 □	1T50 N □	2P50 F □	1L50 C □	1A50 □	1P50 A □	2L52 □	1W62 H □	2F48 □	1L52 G □	1W22 H □	1A52 □	1P52 A □		
Basingstoke (BSK)	d	1457				1454		1518		1530				1524	1535		1557			
Hook (HOK)	d					1501								1531						
Winchfield (WNF)	d					1505								1535						
Fleet (FLE)	d					1510								1540						
Farnborough (Main) (FNB)	d					1516		1531						1546						
Alton (AON)	d			1444								1515							1544	
Bentley (BTY)	d			1451															1551	
Farnham (FNH)	d			1458								1528c							1558	
Aldershot (AHT)	d			1504								1534							1604	
Ash Vale (AHV)	d			1509								1539							1609	
Brookwood (BKO)	6 d			1516		1523						1546		1553					1616	
Guildford (GLD)	d				1519					1535				1549					1619	
Worplesdon (WPL)	d									1540										
Woking (WOK)	a	1515		1521	1526	1528		1540	1545	1548	1551	1556	1558			1615		1621	1626	
Woking (WOK)	d	1517	1521	1522	1527	1529	1533	1541	1546	1550	1552	1557	1559			1603	1617	1621	1622	1627
West Byfleet (WBY)	d			1527			1537				1557					1607			1627	
Byfleet & New Haw (BFN)	d						1540								1610					
Weybridge (WYB)	d					1536	1543						1606		1613					
Walton-On-Thames (WAL)	d				1540	1547							1610		1617					
Hersham (HER)	d					1549									1619					
Esher (ESH)	d					1552									1622					
Surbiton (SUR)	6 d			1538		1546	1557					1608		1616					1638	
Wimbledon (WIM)	6 a					1604									1634					
Earlsfield (EAD)	a					1608									1638					
Clapham Junction (CLJ)	10 a	1536		1549		1557			1605		1619			1611	1642	1636			1649	
Vauxhall (VXH)	a					1617									1647					
London Waterloo (WAT)	15 a	1549	1551	1558	1556	1608	1622	1611	1613	1619	1628	1624	1636	1621	1652	1649	1649	1658	1652	

NOTES (see introductory pages for explanation of train operator codes and standard symbols)

- a Arrival time
- d Departure time
- c Arrives 3 minutes earlier
- A From Portsmouth Harbour, see table 155
- C From Salisbury, see table 153
- F From Portsmouth & Southsea, see table 155
- G From Exeter St Davids, see table 153
- H From Weymouth, see table 154
- N From Portsmouth Harbour, see table 154

Basingstoke, Alton, Farnham, Aldershot, Guildford and Woking to London

Saturdays

Operator Train ID Days of operation/Notes 1st Class/Reservations/Bus	SW 2L54 □	SW 2F50	SW 1T54 N □	SW 2P54 F □	SW 1L54 C □	SW 1A54	SW 1P54 A □	SW 2L56	SW 1W64 H □	SW 2F52	SW 1L56 G □	SW 1W24 H □	SW 1A56	SW 1P56 A □	SW 2L58	SW 2F54	SW 1T58 N □	SW 2P58 F □	
Basingstoke (BSK)	d	1554		1617		1630			1624	1635		1657			1654		1717		
Hook (HOK)	d	1601						1631							1701				
Winchfield (WNF)	d	1605						1635							1705				
Fleet (FLE)	d	1610						1640							1710				
Farnborough (Main) (FNB)	d	1616		1630				1646							1716		1730		
Alton (AON)	d					1615							1644						
Bentley (BTY)	d												1651						
Farnham (FNH)	d					1628c							1658						
Aldershot (AHT)	d					1634							1704						
Ash Vale (AHV)	d					1639							1709						
Brookwood (BKO)	6 d	1623				1646		1653					1716		1723				
Guildford (GLD)	d				1635		1649							1719				1735	
Worplesdon (WPL)	d				1640													1740	
Woking (WOK)	a	1628		1639	1645	1648	1651	1656	1658		1715		1721	1726	1728		1739	1745	
Woking (WOK)	d	1629	1633	1641	1646	1650	1652	1657	1659		1703	1717	1721	1722	1727	1729	1733	1741	1746
West Byfleet (WBY)	d		1637				1657				1707			1727				1737	
Byfleet & New Haw (BFN)	d		1640								1710							1740	
Weybridge (WYB)	d	1636	1643					1706			1713				1736			1743	
Walton-On-Thames (WAL)	d	1640	1647					1710			1717				1740			1747	
Hersham (HER)	d		1649								1719							1749	
Esher (ESH)	d		1652								1722							1752	
Surbiton (SUR)	6 d	1646	1657			1708		1716			1727		1738		1746			1757	
Wimbledon (WIM)	6 a		1704								1734							1804	
Earlsfield (EAD)	a		1708								1738							1808	
Clapham Junction (CLJ)	10 a	1657	1712		1705		1719		1711	1742	1736		1749		1757		1812		1805
Vauxhall (VXH)	a		1717							1747								1817	
London Waterloo (WAT)	15 a	1706	1722	1709	1713	1719	1728	1723	1736	1719	1752	1749	1749	1758	1753	1806	1822	1808	1813

Operator Train ID Days of operation/Notes 1st Class/Reservations/Bus	SW 1L58 C □	SW 1A58	SW 1P58 A □	SW 2L60	SW 1W66 H □	SW 2F56	SW 1L60 G □	SW 1W26 H □	SW 1A60	SW 1P60 A □	SW 2L62	SW 2F58	SW 1T62 N □	SW 2P62 F □	SW 1L62 C □	SW 1A62	SW 1P62 A □	SW 2L64	
Basingstoke (BSK)	d	1730			1724	1735		1757					1754		1817				1824
Hook (HOK)	d				1731								1801						1831
Winchfield (WNF)	d				1735								1805						1835
Fleet (FLE)	d				1740								1810						1840
Farnborough (Main) (FNB)	d				1746								1816		1830				1846
Alton (AON)	d		1715						1744								1815		
Bentley (BTY)	d								1751										
Farnham (FNH)	d		1728c						1758							1828c			
Aldershot (AHT)	d		1734						1804							1834			
Ash Vale (AHV)	d		1739						1809							1839			
Brookwood (BKO)	6 d		1746		1753				1816		1823					1846			1853
Guildford (GLD)	d			1749						1819					1835			1850	
Worplesdon (WPL)	d													1840					
Woking (WOK)	a	1748	1751	1756	1758		1815		1821	1826	1828		1839	1845	1848	1851	1857	1858	
Woking (WOK)	d	1750	1752	1757	1759		1803	1817	1821	1822	1827	1829	1833	1841	1846	1850	1852	1858	1859
West Byfleet (WBY)	d		1757				1807		1827				1837				1857		
Byfleet & New Haw (BFN)	d						1810						1840						
Weybridge (WYB)	d				1806		1813					1836	1843						1906
Walton-On-Thames (WAL)	d				1810		1817					1840	1847						1910
Hersham (HER)	d						1819						1849						
Esher (ESH)	d						1822						1852						
Surbiton (SUR)	6 d		1808		1816		1827		1838		1846	1857				1908			1916
Wimbledon (WIM)	6 a						1834						1904						
Earlsfield (EAD)	a						1838						1908						
Clapham Junction (CLJ)	10 a		1819		1811	1836	1842	1836	1849		1857	1912		1905		1919			
Vauxhall (VXH)	a						1847						1917						
London Waterloo (WAT)	15 a	1819	1828	1822	1839	1819	1852	1849	1849	1858	1852	1905	1922	1909	1916	1918	1928	1922	1939

NOTES (see introductory pages for explanation of train operator codes and standard symbols)

- a Arrival time
- d Departure time
- c Arrives 3 minutes earlier
- A From Portsmouth Harbour, see table 155
- C From Salisbury, see table 153
- F From Portsmouth & Southsea, see table 155
- G From Exeter St Davids, see table 153
- H From Weymouth, see table 154
- N From Portsmouth Harbour, see table 154

Basingstoke, Alton, Farnham, Aldershot, Guildford and Woking to London

Saturdays

Operator Train ID Days of operation/Notes 1st Class/Reservations/Bus	SW	SW	SW	SW	SW	SW	SW	SW	SW	SW	SW	SW	SW	SW	SW	SW	SW		
	1W68 H F	2F60	1L64 G F	1W28 H F	1A64	1P64 A F	2L66	2F62	1T66 N F	2P66 F F	1L66 C F	1A66	1P66 A F	2L68	1W70 H F	2F64	1W30 H F	1A68	
Basingstoke (BSK)	d	1835		1857				1854		1917		1930			1924	1935			
Hook (HOK)	d							1901							1931				
Winchfield (WNF)	d							1905							1935				
Fleet (FLE)	d							1910							1940				
Farnborough (Main) (FNB)	d							1916		1930					1946				
Alton (AON)	d					1844							1915						1944
Bentley (BTY)	d					1851													1951
Farnham (FNH)	d					1858							1928c						1958
Aldershot (AHT)	d					1904							1934						2004
Ash Vale (AHV)	d					1909							1939						2009
Brookwood (BKO)	3 d					1916		1923					1946		1953				2016
Guildford (GLD)	d						1919				1935			1949					
Worplesdon (WPL)	d									1940									
Woking (WOK)	a			1915		1921	1926	1928		1939	1945	1948	1951	1956	1958				2021
Woking (WOK)	d		1903	1917	1921	1922	1927	1929	1933	1941	1946	1950	1952	1957	1959		2003	2021	2022
West Byfleet (WBY)	d		1907			1927			1937				1957				2007		2027
Byfleet & New Haw (BFN)	d		1910						1940								2010		
Weybridge (WYB)	d		1913						1936	1943					2006		2013		
Walton-On-Thames (WAL)	d		1917						1940	1947					2010		2017		
Hersham (HER)	d		1919						1949								2019		
Esher (ESH)	d		1922						1952								2022		
Surbiton (SUR)	6 d		1927			1938		1946	1957			2008		2016		2027		2038	
Wimbledon (WIM)	6 a		1934						2004							2034			
Earlsfield (EAD)	a		1938						2008							2038			
Clapham Junction (CLJ)	10 a	1911	1942	1936		1949		1957	2012		2005		2019		2011	2042		2049	
Vauxhall (VXH)	a		1947						2017							2047			
London Waterloo (WAT)	15 a	1920	1952	1949	1949	1958	1952	2006	2022	2011	2013	2019	2028	2022	2038	2019	2052	2051	2058

Operator Train ID Days of operation/Notes 1st Class/Reservations/Bus	SW	SW	SW	SW	SW	SW	SW	SW	SW	SW	SW	SW	SW	SW	SW	SW	SW	SW	
	1P68 A F	2L70	1L68 G F	2F66	1T70 N F	2P70 F F	1A70	1P70 A F	2L72	1W72 H F	2F68	1W32 H F	1A72	1P72 A F	2L74	2F70	1L72 G F	2P74 F F	
Basingstoke (BSK)	d		1954	2010			2017				2024	2035					2054		2111
Hook (HOK)	d		2001								2031						2101		
Winchfield (WNF)	d		2005								2035						2105		
Fleet (FLE)	d		2010								2040						2110		
Farnborough (Main) (FNB)	d		2016				2030				2046						2116		
Alton (AON)	d							2015						2044					
Bentley (BTY)	d													2051					
Farnham (FNH)	d							2028c						2058					
Aldershot (AHT)	d							2034						2104					
Ash Vale (AHV)	d							2039						2109					
Brookwood (BKO)	3 d		2023					2046		2053				2116		2123			
Guildford (GLD)	d	2019						2035		2049					2119				2135
Worplesdon (WPL)	d							2040											2140
Woking (WOK)	a	2026	2028	2030		2039	2045	2051	2056	2058				2121	2126	2128		2130	2145
Woking (WOK)	d	2027	2029	2031	2033	2041	2046	2052	2057	2059		2103	2122	2122	2127	2129	2133	2136	2146
West Byfleet (WBY)	d				2037							2107		2127			2137		
Byfleet & New Haw (BFN)	d				2040							2110				2140			
Weybridge (WYB)	d		2036		2043					2106		2113			2136	2143			
Walton-On-Thames (WAL)	d		2040		2047					2110		2117			2140	2147			
Hersham (HER)	d				2049							2119				2149			
Esher (ESH)	d				2052							2122				2152			
Surbiton (SUR)	6 d		2046		2057		2108		2116		2127		2138		2146	2157			
Wimbledon (WIM)	6 a				2104						2134					2204			
Earlsfield (EAD)	a				2108						2138					2208			
Clapham Junction (CLJ)	10 a		2057	2053	2112		2105	2119			2111		2149		2159	2212	2155	2205	
Vauxhall (VXH)	a				2117						2147					2217			
London Waterloo (WAT)	15 a	2053	2105	2104	2122	2108	2113	2128	2122	2139	2119	2152	2149	2158	2152	2208	2222	2204	2216

NOTES (see introductory pages for explanation of train operator codes and standard symbols)

- a Arrival time
- d Departure time
- c Arrives 3 minutes earlier
- A From Portsmouth Harbour, see table 155
- C From Salisbury, see table 153
- F From Portsmouth & Southsea, see table 155
- G From Exeter St Davids, see table 153
- H From Weymouth, see table 154
- N From Portsmouth Harbour, see table 154

Basingstoke, Alton, Farnham, Aldershot, Guildford and Woking to London

Saturdays

Operator Train ID Days of operation/Notes 1st Class/Reservations/Bus	SW	SW	SW	SW	SW	SW	SW	SW	SW	SW	SW	SW	SW	SW	SW	SW	SW		
	1L74 C □	1A74 □	1W74 H □	1P74 A □	2T62 N □	2F72 □	1B78 M □	1A76 □	2L78 □	1L76 G □	2F74 □	2P78 A □	1A78 □	2T64 N □	1W78 H □	2F80 □	2F98 □	1A80 □	
Basingstoke (BSK)	d	2130		2135		2124				2154	2209			2224	2241				
Hook (HOK)	d					2131				2201				2231					
Winchfield (WNF)	d					2135				2205				2235					
Fleet (FLE)	d					2140				2210				2240					
Farnborough (Main) (FNB)	d					2146				2216				2246					
Alton (AON)	d		2115							2144				2215				2244	
Bentley (BTY)	d									2151								2251	
Farnham (FNH)	d		2128c							2158				2228c				2258	
Aldershot (AHT)	d		2134							2204				2234				2304	
Ash Vale (AHV)	d		2139							2209				2239				2309	
Brookwood (BKO)	6 d		2146			2153				2216	2223			2246	2253			2316	
Guildford (GLD)	d				2149								2237					2304	
Worplesdon (WPL)	d												2242						
Woking (WOK)	a	2148	2151	2153	2157	2158			2221	2228	2228			2251	2258	2259		2311	2321
Woking (WOK)	d	2150	2152	2154	2158	2159	2203	2221	2222	2229	2229	2233	2248	2252	2259	2300	2303		2322
West Byfleet (WBY)	d		2157				2207		2227			2237		2257			2307		2327
Byfleet & New Haw (BFN)	d						2210					2240					2310		
Weybridge (WYB)	d					2206	2213			2236		2243			2306		2313		
Walton-On-Thames (WAL)	d					2210	2217			2240		2247			2310		2317		
Hersham (HER)	d						2219					2249					2319		
Esher (ESH)	d						2222					2252					2322		
Surbiton (SUR)	6 d		2208			2216	2227		2238	2246		2257		2308	2316		2327		2338
Wimbledon (WIM)	6 a						2234					2304					2334		
Earlsfield (EAD)	a						2238					2308					2338		
Clapham Junction (CLJ)	10 a		2219	2213			2242		2252	2257	2248	2312	2307	2323		2319	2342		2354
Vauxhall (VXH)	a						2247					2318					2347		
London Waterloo (WAT)	15 a	2219	2230	2221	2224	2239	2253	2249	2301	2309	2258	2327	2315	2332	2334	2328	2356		0002

Operator Train ID Days of operation/Notes 1st Class/Reservations/Bus	SW	SW	SW	SW	SW	SW	SW	SW
	1L80 G □	2L82 □	2F82 □	1W82 H □	1A82 □	1A82 □	2B84 M □	1A84 □
Basingstoke (BSK)	d	2309	2254		2314			2343
Hook (HOK)	d		2301					2351
Winchfield (WNF)	d		2305					2355
Fleet (FLE)	d		2310					0001
Farnborough (Main) (FNB)	d		2316					0006
Alton (AON)	d				2315	2315		2346
Bentley (BTY)	d							2353
Farnham (FNH)	d				2328c	2328c		2358a
Aldershot (AHT)	d				2334	2334		
Ash Vale (AHV)	d				2339	2339		
Brookwood (BKO)	6 d		2323		2346	2346	0013	
Guildford (GLD)	d							
Worplesdon (WPL)	d							
Woking (WOK)	a	2328	2328		2332	2351	2351	0018
Woking (WOK)	d	2329	2332	2336	2339			0020
West Byfleet (WBY)	d			2341				0025
Byfleet & New Haw (BFN)	d			2344				
Weybridge (WYB)	d			2347				0029
Walton-On-Thames (WAL)	d			2351				0033
Hersham (HER)	d			2354				
Esher (ESH)	d			2357				
Surbiton (SUR)	6 d		2344	0002				0040
Wimbledon (WIM)	6 a			0011				0047
Earlsfield (EAD)	a			0015				
Clapham Junction (CLJ)	10 a	2350	2358	0018	0002			0053
Vauxhall (VXH)	a			0023				
London Waterloo (WAT)	15 a	0001	0006	0033	0011			0104

NOTES (see introductory pages for explanation of train operator codes and standard symbols)

- a Arrival time
- d Departure time
- c Arrives 3 minutes earlier
- A From Portsmouth Harbour, see table 155
- C From Salisbury, see table 153
- G From Exeter St Davids, see table 153
- H From Weymouth, see table 154
- M From Bournemouth, see table 154
- N From Portsmouth Harbour, see table 154

Basingstoke, Alton, Farnham, Aldershot, Guildford and Woking to London

Sundays

Operator	Train ID	SW 2F10	SW 2F12	SW 2F14	SW 1L18 B	SW 1S18 C	SW 2L20	SW 2A20	SW 1B20 D	SW 2F16	SW 2P20 A	SW 1L20 B	SW 2F18	SW 1P22 A	SW 1S22 C	SW 2L24	SW 2A24	SW 1T24 E	SW 2F20	
Days of operation/Notes 1st Class/Reservations/Bus																				
Basingstoke (BSK)	d				0720		0716		0744			0810				0816		0845		
Hook (HOK)	d						0723									0823				
Winchfield (WNF)	d						0727									0827				
Fleet (FLE)	d						0732									0832				
Farnborough (Main) (FNB)	d						0738									0838				
Alton (AON)	d																0815			
Bentley (BTY)	d																0823			
Farnham (FNH)	d							0730									0830			
Aldershot (AHT)	d							0736									0836			
Ash Vale (AHV)	d							0741									0841			
Brookwood (BKO)	3 d						0745	0748								0845	0848			
Guildford (GLD)	d		0657	0724						0757	0805		0824	0835					0857	
Worplesdon (WPL)	d			0730								0830								
Woking (WOK)	a		0705	0734	0739		0750	0754	0802	0805	0813	0828	0834	0842		0850	0854	0903	0906	
Woking (WOK)	d	0636	0706	0736	0740	0751	0758	0804	0806	0815	0830	0836	0845	0852		0858	0905	0907		
West Byfleet (WBY)	d	0640	0710	0740		0755			0810			0840		0856				0911		
Byfleet & New Haw (BFN)	d	0643	0713	0743		0759			0813			0843		0900				0914		
Weybridge (WYB)	d	0646	0716	0746					0816			0846						0917		
Walton-On-Thames (WAL)	d	0650	0720	0750					0820			0850						0921		
Hersham (HER)	d	0652	0722	0752					0822			0852						0923		
Esher (ESH)	d	0655	0725	0755					0825			0855						0926		
Surbiton (SUR)	6 d	0700	0730	0800			0810		0830			0900				0910		0931		
Wimbledon (WIM)	6 a	0707	0737	0807			0820		0837			0907				0919		0938		
Earlsfield (EAD)	a	0711	0741	0811					0841			0911						0942		
Clapham Junction (CLJ)	10 a	0715	0745	0815	0805		0827	0832	0845	0838	0857	0914	0909			0926	0930	0945		
Vauxhall (VXH)	10 a	0720	0750	0820					0850			0920						0950		
London Waterloo (WAT)	15 a	0727	0757	0827	0823		0844	0847	0857	0851	0912	0927	0923			0941	0943	0957		

Operator	Train ID	SW 2P24 A	SW 1L24 F	SW 1B26 G	SW 2F22	SW 1P26 A	SW 1S26 C	SW 2L28	SW 2A28	SW 1T28 H	SW 2F24	SW 2P28 A	SW 1W28 J	SW 1L28 F	SW 2F26	SW 1P30 A	SW 1S30 C	SW 2L32	SW 2A32	
Days of operation/Notes 1st Class/Reservations/Bus																				
Basingstoke (BSK)	d		0904	0902				0916		0944				1000	1004				1016	
Hook (HOK)	d							0923											1023	
Winchfield (WNF)	d							0927											1027	
Fleet (FLE)	d			0913				0932											1032	
Farnborough (Main) (FNB)	d			0919				0938											1038	
Alton (AON)	d								0915										1015	
Bentley (BTY)	d								0923										1023	
Farnham (FNH)	d								0930										1030	
Aldershot (AHT)	d								0936										1036	
Ash Vale (AHV)	d								0941										1041	
Brookwood (BKO)	3 d							0945	0948									1045	1048	
Guildford (GLD)	d	0905			0924	0935					0957	1005			1024	1035				
Worplesdon (WPL)	d				0930										1030					
Woking (WOK)	a	0915	0923	0928	0934	0942		0950	0954	1002	1005	1015	1019	1023	1034	1042		1050	1054	
Woking (WOK)	d	0915	0924	0931	0936	0945	0952	0958	1004	1006	1016	1020	1024	1036	1045	1052		1058		
West Byfleet (WBY)	d				0940		0956			1010				1040		1056				
Byfleet & New Haw (BFN)	d				0943		1000			1013				1043		1100				
Weybridge (WYB)	d				0946					1016				1046						
Walton-On-Thames (WAL)	d				0950					1020				1050						
Hersham (HER)	d				0952					1022				1052						
Esher (ESH)	d				0955					1025				1055						
Surbiton (SUR)	6 d				1000			1010		1030				1100				1110		
Wimbledon (WIM)	6 a				1007			1017		1037				1107				1117		
Earlsfield (EAD)	a				1011									1111						
Clapham Junction (CLJ)	10 a	0940	0948	0959	1014	1005		1025	1029	1048	1037	1041	1044	1114	1106			1125		
Vauxhall (VXH)	10 a				1019					1053				1120						
London Waterloo (WAT)	15 a	0953	1000	1015	1026	1019		1041	1043	1100	1050	1053	1057	1127	1122			1139		

NOTES (see introductory pages for explanation of train operator codes and standard symbols)

- a Arrival time
- d Departure time
- A From Portsmouth Harbour, see table 155
- B From Salisbury, see table 153
- C To London Waterloo via Staines and Hounslow, see table 151
- D From Southampton Central, see table 154
- E From Portsmouth Harbour/Southampton Central, see table 154
- F From Yeovil Junction, see table 153
- G From Poole, see table 154
- H From Portsmouth Harbour/Poole, see table 154
- J From Weymouth, see table 154

Basingstoke, Alton, Farnham, Aldershot, Guildford and Woking to London

Sundays

Operator Train ID Days of operation/Notes 1st Class/Reservations/Bus	SW	SW	SW	SW	SW	SW	SW	SW	SW	SW	SW	SW	SW	SW	SW	SW	SW	SW	
	1T32 H I	2F28	2P32 A I	1W32 J I	1L32 K I	2F30	1P34 A I	1S34 C	2L36	2A36 I	1T36 H I	2F32	2P36 A I	1W36 J I	1L36 L I	2F34	1P38 A I	1S38 C	
Basingstoke (BSK)	d	1044			1100	1104				1116		1144							
Hook (HOK)	d									1123									
Winchfield (WNF)	d									1127									
Fleet (FLE)	d									1132									
Farnborough (Main) (FNB)	d									1138									
Alton (AON)	d									1115									
Bentley (BTY)	d									1123									
Farnham (FNH)	d									1130									
Aldershot (AHT)	d									1136									
Ash Vale (AHV)	d									1141									
Brookwood (BKO)	3 d									1145	1148								
Guildford (GLD)	d		1057	1105				1124	1135				1157	1205			1224	1235	
Worplesdon (WPL)	d							1130									1230		
Woking (WOK)	a	1102	1105	1114	1118	1123	1134	1142		1150	1154	1202	1205	1214	1218	1223	1234	1242	
Woking (WOK)	d	1104	1106	1115	1120	1124	1136	1145	1152		1158	1204	1206	1215	1220	1224	1236	1245	1252
West Byfleet (WBY)	d		1110				1140		1156				1210				1240		1256
Byfleet & New Haw (BFN)	d		1113				1143		1200				1213				1243		1300
Weybridge (WYB)	d		1116				1146						1216				1246		
Walton-On-Thames (WAL)	d		1120				1150						1220				1250		
Hersham (HER)	d		1122				1152						1222				1252		
Esher (ESH)	d		1125				1155						1225				1255		
Surbiton (SUR)	6 d		1130				1200				1210		1230				1300		
Wimbledon (WIM)	6 a		1137				1207				1217		1237				1307		
Earlsfield (EAD)	a		1141				1211						1241				1311		
Clapham Junction (CLJ)	10 a	1129	1148	1135	1141	1144	1214	1204			1223	1227	1245	1234	1239	1243	1314	1304	
Vauxhall (VXH)	10 a		1153				1220						1250				1320		
London Waterloo (WAT)	15 a	1141	1200	1150	1154	1157	1227	1217			1234	1237	1256	1243	1249	1254	1325	1314	

Operator Train ID Days of operation/Notes 1st Class/Reservations/Bus	SW	SW	SW	SW	SW	SW	SW	SW	SW	SW	SW	SW	SW	SW	SW	SW	SW	SW	SW		
	2L40	2A40	1T40 H I	2F36	2P40 A I	1W40 J I	1L40 K I	2F38	1P42 A I	1S42 C	2L44	2A44	1T44 H I	2F40	2P44 A I	1W44 J I	2L46	1L44 K I			
Basingstoke (BSK)	d	1216		1244				1300	1304				1316		1344			1400	1350	1404	
Hook (HOK)	d	1223											1323								
Winchfield (WNF)	d	1227											1327								
Fleet (FLE)	d	1232											1332						1402		
Farnborough (Main) (FNB)	d	1238											1338						1408		
Alton (AON)	d		1215										1315								
Bentley (BTY)	d		1223										1323								
Farnham (FNH)	d		1230										1330								
Aldershot (AHT)	d		1236										1336								
Ash Vale (AHV)	d		1241										1341								
Brookwood (BKO)	3 d	1245	1248										1345	1348					1415		
Guildford (GLD)	d				1257	1305				1324	1335					1357	1405				
Worplesdon (WPL)	d									1330											
Woking (WOK)	a	1250	1254	1302	1305	1314	1318	1323	1334	1342		1350	1354	1402	1405	1413	1418	1420	1423		
Woking (WOK)	d		1258	1304	1306	1315	1320	1324	1336	1345	1352		1358	1404	1406	1415	1420	1428	1424		
West Byfleet (WBY)	d				1310				1340		1356				1410						
Byfleet & New Haw (BFN)	d				1313				1343		1400				1413						
Weybridge (WYB)	d				1316				1346						1416						
Walton-On-Thames (WAL)	d				1320				1350						1420						
Hersham (HER)	d				1322				1352						1422						
Esher (ESH)	d				1325				1355						1425						
Surbiton (SUR)	6 d		1310		1330				1400			1410		1430							
Wimbledon (WIM)	6 a		1317		1337				1407			1417		1437							
Earlsfield (EAD)	a				1341				1411					1441							
Clapham Junction (CLJ)	10 a	1323	1327	1345	1334	1339	1343	1415	1404			1423	1427	1445	1434	1439			1443		
Vauxhall (VXH)	10 a				1350				1420					1450							
London Waterloo (WAT)	15 a	1334	1337	1355	1344	1349	1354	1425	1414			1434	1437	1455	1444	1449				1454	

NOTES (see introductory pages for explanation of train operator codes and standard symbols)

- a Arrival time
- d Departure time
- A From Portsmouth Harbour, see table 155
- C To London Waterloo via Staines and Hounslow, see table 151
- H From Portsmouth Harbour/Poole, see table 154
- J From Weymouth, see table 154
- K From Exeter St Davids, see table 153
- L From Exeter St Davids/Yeovil Junction, see table 153

Basingstoke, Alton, Farnham, Aldershot, Guildford and Woking to London

Sundays

Operator Train ID Days of operation/Notes 1st Class/Reservations/Bus	SW	SW	SW	SW	SW	SW	SW	SW	SW	SW	SW	SW	SW	SW	SW	SW	SW	
	2L46	2A46	2F42	1P46 A	1S46 C	2L48	2A48	1T48 H	2F44	2P48 A	1W48 J	2L50	1L48 K	2L50	2A50	2F46	1P50 A	1S50 C
Basingstoke (BSK)	d					1416		1444			1500	1450	1504					
Hook (HOK)	d					1423												
Winchfield (WNF)	d					1427												
Fleet (FLE)	d					1432						1502						
Farnborough (Main) (FNB)	d					1438						1508						
Alton (AON)	d	1345					1415								1445			
Bentley (BTY)	d						1423											
Farnham (FNH)	d	1400c					1430								1500c			
Aldershot (AHT)	d	1406					1436								1506			
Ash Vale (AHV)	d	1411					1441								1511			
Brookwood (BKO)	6 d	1418				1445	1448					1515			1518			
Guildford (GLD)	d		1424	1435					1457	1505						1524	1535	
Worplesdon (WPL)	d		1430													1530		
Woking (WOK)	a	← 1424	1434	1442		1450	1454	1502	1505	1513	1518	1520	1523	← 1524	1534	1544		
Woking (WOK)	d	1428	1436	1444	1452	1458	1504	1506	1515	1520	1528	1524		1528	1536	1545	1552	
West Byfleet (WBY)	d		1440		1456			1510			↔				1540		1556	
Byfleet & New Haw (BFN)	d		1443		1500			1513							1543		1600	
Weybridge (WYB)	d	1434	1446					1516						1534	1546			
Walton-On-Thames (WAL)	d	1438	1450					1520						1538	1550			
Hersham (HER)	d		1452					1522							1552			
Esher (ESH)	d		1455					1525							1555			
Surbiton (SUR)	6 d	1445	1500			1510		1530						1545	1600			
Wimbledon (WIM)	6 a	1452	1507			1517		1537						1552	1607			
Earlsfield (EAD)	a		1511					1541							1611			
Clapham Junction (CLJ)	10 a	1458	1515	1503		1523	1527	1545	1534	1539		1543		1558	1615	1604		
Vauxhall (VXH)	a		1520					1550							1620			
London Waterloo (WAT)	15 a	1509	1525	1513		1534	1537	1555	1544	1549		1554		1609	1625	1614		

Operator Train ID Days of operation/Notes 1st Class/Reservations/Bus	SW	SW	SW	SW	SW	SW	SW	SW	SW	SW	SW	SW	SW	SW	SW	SW	SW	SW	
	2L52	2A52	1T52 H	2F48	2P52 A	1W52 J	2L54	1L52 K	2L54	2A54	2F50	1P54 A	1S54 C	2L56	1B56 G	2L56	2A56	2F52	
Basingstoke (BSK)	d	1516		1544											1616	1635			
Hook (HOK)	d	1523				1600	1550	1604							1623				
Winchfield (WNF)	d	1527													1627				
Fleet (FLE)	d	1532						1602							1632				
Farnborough (Main) (FNB)	d	1538						1608							1638				
Alton (AON)	d		1515							1545								1615	
Bentley (BTY)	d		1523															1623	
Farnham (FNH)	d		1530							1600c								1630	
Aldershot (AHT)	d		1536							1606								1636	
Ash Vale (AHV)	d		1541							1611								1641	
Brookwood (BKO)	6 d	1545	1548				1615			1618				1645				1648	
Guildford (GLD)	d			1557	1605							1624	1635						1657
Worplesdon (WPL)	d											1630							
Woking (WOK)	a	← 1550	1554	1602	1605	1613	1618	1620	1623	← 1624	1634	1642		1650	1653	← 1654	1705		
Woking (WOK)	d	1558	1604	1606	1615	1620	1628	1624		1628	1636	1645	1652	1658	1655		1658		1706
West Byfleet (WBY)	d			1610				↔			1640		1656	↔					1710
Byfleet & New Haw (BFN)	d			1613							1643		1700						1713
Weybridge (WYB)	d			1616						1634	1646								1716
Walton-On-Thames (WAL)	d			1620						1638	1650								1720
Hersham (HER)	d			1622							1652								1722
Esher (ESH)	d			1625							1655								1725
Surbiton (SUR)	6 d	1610		1630						1645	1700						1710		1730
Wimbledon (WIM)	6 a	1617		1637						1652	1707						1717		1737
Earlsfield (EAD)	a			1641							1711								1741
Clapham Junction (CLJ)	10 a	1623	1627	1645	1634	1639		1643	1658		1715	1704		1714		1723		1745	
Vauxhall (VXH)	a			1650							1720								1750
London Waterloo (WAT)	15 a	1634	1637	1655	1644	1649		1654	1709	1725	1714			1724		1734		1755	

NOTES (see introductory pages for explanation of train operator codes and standard symbols)

- a Arrival time
- d Departure time
- c Arrives 5 minutes earlier
- A From Portsmouth Harbour, see table 155
- C To London Waterloo via Staines and Hounslow, see table 151
- G From Poole, see table 154
- H From Portsmouth Harbour/Poole, see table 154
- J From Weymouth, see table 154
- K From Exeter St Davids, see table 153

Basingstoke, Alton, Farnham, Aldershot, Guildford and Woking to London

Sundays

Operator Train ID Days of operation/Notes 1st Class/Reservations/Bus	SW	SW	SW	SW	SW	SW	SW	SW	SW	SW	SW	SW	SW	SW	SW	SW	SW	SW	
	1T56 P P	2P56 A A	1W56 J J	2L58 J J	1L56 K K	2L58 J J	2A58 J J	2F54 J J	1P58 A A	1S58 C C	2L60 J J	1B60 G G	2L60 J J	1L58 M M	2A60 J J	2F56 J J	1T60 P P	2P60 A A	
Basingstoke (BSK)	d	1644		1700	1650	1704					1716	1735		1728			1744		
Hook (HOK)	d										1723								
Winchfield (WNF)	d										1727								
Fleet (FLE)	d				1702						1732								
Farnborough (Main) (FNB)	d	1658			1708						1738						1758		
Alton (AON)	d						1645								1715				
Bentley (BTY)	d														1723				
Farnham (FNH)	d					1700c									1730				
Aldershot (AHT)	d					1706									1736				
Ash Vale (AHV)	d					1711									1741				
Brookwood (BKO)	6 d				1715		1718				1745				1748				
Guildford (GLD)	d		1705					1724	1735								1757	1805	
Worplesdon (WPL)	d							1730											
Woking (WOK)	a	1708	1713	1718	1720	1723	← 1724	1734	1742		1750	1753	←		1754	1805	1808	1813	
Woking (WOK)	d	1709	1715	1720	1728	1724		1736	1745	1752	1758	1755	1758		1758	1806	1809	1815	
West Byfleet (WBY)	d				↘			1740		1756	↘						1810		
Byfleet & New Haw (BFN)	d							1743		1800							1813		
Weybridge (WYB)	d					1734		1746									1816		
Walton-On-Thames (WAL)	d					1738		1750									1820		
Hersham (HER)	d							1752									1822		
Esher (ESH)	d							1755									1825		
Surbiton (SUR)	6 d					1745		1800				1810		1810		1830			
Wimbledon (WIM)	6 a					1752		1808				1817		1817		1837			
Earlsfield (EAD)	a							1812									1841		
Clapham Junction (CLJ)	10 a	1728	1734	1739		1743		1758	1815	1806		1814	1823	1810	1823	1845	1828	1834	
Vauxhall (VXH)	a							1820									1850		
London Waterloo (WAT)	15 a	1739	1744	1749		1754		1809	1825	1817			1825	1834	1819	1834	1855	1839	1844

Operator Train ID Days of operation/Notes 1st Class/Reservations/Bus	SW	SW	SW	SW	SW	SW	SW	SW	SW	SW	SW	SW	SW	SW	SW	SW	SW	SW	SW
	1W60 J J	2L62 J J	1L60 K K	2L62 J J	2A62 J J	2F58 J J	1P62 A A	1S62 C C	2L64 J J	1B64 G G	2L64 J J	1L62 N N	2A64 J J	2F60 J J	1T64 P P	2P64 A A	1W64 J J	2L66 J J	
Basingstoke (BSK)	d	1800	1750	1804					1816	1835		1827			1844			1900	1850
Hook (HOK)	d								1823										
Winchfield (WNF)	d								1827										
Fleet (FLE)	d		1802						1832										1902
Farnborough (Main) (FNB)	d		1808						1838						1858				1908
Alton (AON)	d				1745								1815						
Bentley (BTY)	d												1823						
Farnham (FNH)	d				1800c								1830						
Aldershot (AHT)	d				1806								1836						
Ash Vale (AHV)	d				1811								1841						
Brookwood (BKO)	6 d		1815		1818				1845				1848						1915
Guildford (GLD)	d					1824	1835							1857		1905			
Worplesdon (WPL)	d					1830													
Woking (WOK)	a	1818	1820	1823	← 1824	1834	1842		1850	1853	←		1854	1905	1908	1913	1918	1920	
Woking (WOK)	d	1820	1828	1824		1828	1836	1845	1852	1858	1855	1858		1858	1906	1909	1915	1920	1928
West Byfleet (WBY)	d		↘				1840		1856	↘				1910					↘
Byfleet & New Haw (BFN)	d						1843		1900					1913					
Weybridge (WYB)	d				1834		1846							1916					
Walton-On-Thames (WAL)	d				1838		1850							1920					
Hersham (HER)	d						1852							1922					
Esher (ESH)	d						1855							1925					
Surbiton (SUR)	6 d				1846		1900			1910		1910	1930						
Wimbledon (WIM)	6 a				1853		1907				1917		1917	1937					
Earlsfield (EAD)	a						1911							1941					
Clapham Junction (CLJ)	10 a	1839		1843	1859	1915	1904			1915	1923	1908	1923	1945	1928	1934	1939		
Vauxhall (VXH)	a						1920							1950					
London Waterloo (WAT)	15 a	1849		1854	1911	1925	1914			1925	1934	1916	1934	1955	1939	1944	1949		

NOTES (see introductory pages for explanation of train operator codes and standard symbols)

- a Arrival time
- d Departure time
- c Arrives 5 minutes earlier
- A From Portsmouth Harbour, see table 155
- C To London Waterloo via Staines and Hounslow, see table 151
- G From Poole, see table 154
- J From Weymouth, see table 154
- K From Exeter St Davids, see table 153
- M From Yeovil Pen Mill, see table 153
- N From Gillingham (Dorset), see table 153
- P From Portsmouth Harbour, see table 154

Basingstoke, Alton, Farnham, Aldershot, Guildford and Woking to London

Sundays

Operator Train ID Days of operation/Notes 1st Class/Reservations/Bus	SW	SW	SW	SW	SW	SW	SW	SW	SW	SW	SW	SW	SW	SW	SW	SW	SW	
	1L64 K □	2L66 □	2A66 □	2F62 □	1P66 A □	1S66 C □	2L68 □	1B68 G □	2L68 □	1L66 B □	2A68 □	2F64 □	1T68 P □	2P68 A □	1W68 J □	2L70 □	1L68 K □	
Basingstoke (BSK)	d	1904					1916	1935		1927			1944		2000	1950	2004	
Hook (HOK)	d						1923											
Winchfield (WNF)	d						1927											
Fleet (FLE)	d						1932									2002		
Farnborough (Main) (FNB)	d						1938						1958			2008		
Alton (AON)	d		1845										1915					
Bentley (BTY)	d												1923					
Farnham (FNH)	d			1900c									1930					
Aldershot (AHT)	d			1906									1936					
Ash Vale (AHV)	d			1911									1941					
Brookwood (BKO)	3 d			1918			1945						1948				2015	
Guildford (GLD)	d			1924	1935								1957		2005			
Worplesdon (WPL)	d			1930														
Woking (WOK)	a	1923	← 1924	1934	1942		1950	1953	←		1954	2005	2008	2013	2018	2020	2023	
Woking (WOK)	d	1924		1928	1936	1945	1952	1958	1955	1958		1958	2006	2009	2015	2020	2028	2024
West Byfleet (WBY)	d				1940		1956	←					2010				←	
Byfleet & New Haw (BFN)	d				1943		2000						2013					
Weybridge (WYB)	d			1934	1946								2016					
Walton-On-Thames (WAL)	d			1938	1950								2020					
Hersham (HER)	d				1952								2022					
Esher (ESH)	d				1955								2025					
Surbiton (SUR)	6 d			1946	2000					2010		2010	2030					
Wimbledon (WIM)	6 a			1953	2007					2017		2017	2037					
Earlsfield (EAD)	a				2011								2041					
Clapham Junction (CLJ)	10 a	1943		1959	2015	2007			2015	2023	2011	2023	2045	2028	2034	2039		2043
Vauxhall (VXH)	15 a				2020								2050					
London Waterloo (WAT)	15 a	1954		2011	2025	2017			2024	2034	2019	2034	2055	2040	2044	2049		2054

Operator Train ID Days of operation/Notes 1st Class/Reservations/Bus	SW	SW	SW	SW	SW	SW	SW	SW	SW	SW	SW	SW	SW	SW	SW	SW	SW	SW
	2L70 □	2A70 □	2F66 □	1P70 A □	1S70 C □	2L72 □	1B72 G □	2L72 □	2A72 □	2F68 □	1T72 P □	2P72 A □	1W72 J □	2L74 □	1L72 K □	2L74 □	2A74 □	2F70 □
Basingstoke (BSK)	d					2016	2035					2044		2100	2050	2104		
Hook (HOK)	d					2023												
Winchfield (WNF)	d					2027												
Fleet (FLE)	d					2032								2102				
Farnborough (Main) (FNB)	d					2038						2058		2108				
Alton (AON)	d		1945							2015								2045
Bentley (BTY)	d									2023								
Farnham (FNH)	d			2000c						2030								2100c
Aldershot (AHT)	d			2006						2036								2106
Ash Vale (AHV)	d			2011						2041								2111
Brookwood (BKO)	3 d			2018			2045			2048				2115				2118
Guildford (GLD)	d			2024	2035							2057		2106				2125
Worplesdon (WPL)	d			2030														2131
Woking (WOK)	a	← 2024	2034	2042		2050	2053	← 2054	2105	2108	2114	2118	2120	2123	← 2124	2135		2135
Woking (WOK)	d	2028	2036	2045	2052	2058	2055	2058	2106	2109	2115	2120	2128	2124		2128		2136
West Byfleet (WBY)	d			2040	2056	←			2110				←					2140
Byfleet & New Haw (BFN)	d			2043	2100				2113									2143
Weybridge (WYB)	d		2034	2046					2116							2134		2146
Walton-On-Thames (WAL)	d		2038	2050					2120							2138		2150
Hersham (HER)	d			2052					2122									2152
Esher (ESH)	d			2055					2125									2155
Surbiton (SUR)	6 d	2046	2100					2110	2130							2146		2200
Wimbledon (WIM)	6 a	2053	2107					2117	2137							2153		2207
Earlsfield (EAD)	a			2111					2141									2211
Clapham Junction (CLJ)	10 a	2059	2115	2104		2114	2123		2145	2128	2134	2139		2143	2159			2215
Vauxhall (VXH)	15 a			2120					2150									2220
London Waterloo (WAT)	15 a	2111	2125	2114		2124	2134		2155	2139	2144	2149		2154	2211			2225

NOTES (see introductory pages for explanation of train operator codes and standard symbols)

- a Arrival time
- d Departure time
- c Arrives 5 minutes earlier
- A From Portsmouth Harbour, see table 155
- B From Salisbury, see table 153
- C To London Waterloo via Staines and Hounslow, see table 151
- G From Poole, see table 154
- J From Weymouth, see table 154
- K From Exeter St Davids, see table 153
- P From Portsmouth Harbour, see table 154

Basingstoke, Alton, Farnham, Aldershot, Guildford and Woking to London

Sundays

Operator Train ID Days of operation/Notes 1st Class/Reservations/Bus	SW 1P74 A	SW 1S74 C	SW 2L76	SW 1B76 G	SW 2L76	SW 2A76	SW 2F72	SW 1T76 P	SW 2P76 A	SW 2L78	SW 1L76 K	SW 2L78	SW 2A78	SW 2F74	SW 1P78 A	SW 1S78 C	SW 2L80	SW 1W76 J
	□	□	□	□	□	□	□	□	□	□	□	□	□	□	□	□	□	□
Basingstoke (BSK)	d		2116	2135				2144		2150	2204						2216	2235
Hook (HOK)	d		2123														2223	
Winchfield (WNF)	d		2127														2227	
Fleet (FLE)	d		2132							2202							2232	
Farnborough (Main) (FNB)	d		2138					2158		2208							2238	
Alton (AON)	d					2115							2145					
Bentley (BTY)	d					2123												
Farnham (FNH)	d					2130							2200c					
Aldershot (AHT)	d					2136							2206					
Ash Vale (AHV)	d					2141							2211					
Brookwood (BKO)	6 d		2145			2148				2215			2218				2245	
Guildford (GLD)	d	2135						2157		2205				2224	2235			
Worplesdon (WPL)	d													2230				
Woking (WOK)	a	2142		2150	2153	← 2154	2205	2208	2213	2221	2223	← 2224	2234	2242			2250	2254
Woking (WOK)	d	2145	2152	2158	2155	2158	2206	2209	2215	2228	2224	2228	2236	2245	2252	2258	2255	
West Byfleet (WBY)	d		2156	→			2210			→			2240		2256			
Byfleet & New Haw (BFN)	d		2200				2213						2243		2300			
Weybridge (WYB)	d						2216						2234		2246			
Walton-On-Thames (WAL)	d						2220						2238		2250			
Hersham (HER)	d						2222						2252		2255			
Esher (ESH)	d						2225						2255					
Surbiton (SUR)	6 d					2210	2230						2246	2300			2310	
Wimbledon (WIM)	6 a					2217	2237						2253	2307			2317	
Earlsfield (EAD)	a						2241						2311					
Clapham Junction (CLJ)	10 a	2204			2214	2223	2245	2228	2234		2243	2259	2315	2304			2323	2314
Vauxhall (VXH)	10 a						2250						2320					
London Waterloo (WAT)	15 a	2214			2224	2234	2255	2237	2244		2254		2311	2325	2314		2334	2324

Operator Train ID Days of operation/Notes 1st Class/Reservations/Bus	SW 2A80	SW 2F76	SW 1T80 P	SW 2P80 A	SW 2A82	SW 1L80 K	SW 1P82 A	SW 2L84	SW 2A84	SW 1W80 J	SW 2P84 A	
	□	□	□	□	□	□	□	□	□	□	□	
Basingstoke (BSK)	d		2244			2310		2316		2344		
Hook (HOK)	d							2323				
Winchfield (WNF)	d							2327				
Fleet (FLE)	d							2332				
Farnborough (Main) (FNB)	d		2258					2338				
Alton (AON)	d	2215			2245				2315			
Bentley (BTY)	d	2223							2323			
Farnham (FNH)	d	2230			2300c				2332e			
Aldershot (AHT)	d	2236			2306				2339			
Ash Vale (AHV)	d	2241			2311				2343			
Brookwood (BKO)	6 d	2248			2318			2345	2350			
Guildford (GLD)	d		2257		2305			2335			0005	
Worplesdon (WPL)	d											
Woking (WOK)	a	2254	2305	2308	2314	2324	2328	2342	2350	2356	0002	0013
Woking (WOK)	d	2258	2306	2309	2315	2328	2330	2345			0004	
West Byfleet (WBY)	d		2310									
Byfleet & New Haw (BFN)	d		2313									
Weybridge (WYB)	d		2316			2334						
Walton-On-Thames (WAL)	d		2320			2338						
Hersham (HER)	d		2322									
Esher (ESH)	d		2325									
Surbiton (SUR)	6 d	2310	2330			2346						
Wimbledon (WIM)	6 a	2317	2337			2354						
Earlsfield (EAD)	a		2341									
Clapham Junction (CLJ)	10 a	2323	2345	2328	2334	0002	2349	0006			0023	
Vauxhall (VXH)	10 a		2350									
London Waterloo (WAT)	15 a	2334	2355	2339	2344	0012	2358	0016			0033	

NOTES (see introductory pages for explanation of train operator codes and standard symbols)

- a Arrival time
- d Departure time
- c Arrives 5 minutes earlier
- e Arrives 4 minutes earlier
- A From Portsmouth Harbour, see table 155
- C To London Waterloo via Staines and Hounslow, see table 151
- G From Poole, see table 154
- J From Weymouth, see table 154
- K From Exeter St Davids, see table 153
- P From Portsmouth Harbour, see table 154

Ash Vale to Aldershot and Farnham (Summary)

Mondays to Fridays

Operator Train ID 1st Class/Reservations/Bus	SW 1A05 □	SW 2J02 □	SW 2N05 □	SW 1A07 □	SW 2J04 □	SW 2N07 □	SW 1A09 □	SW 2J06 □	SW 1A11 □	SW 2N09 □	SW 2J08 □	SW 1A13 □	SW 2N11 □	SW 2J10 □	SW 1A15 □	SW 2N13 □	SW 2J12 □	SW 1A17 □	
Ash Vale (AHV)	d	0616		0641	0645		0713	0717		0744	0749		0816	0819		0845	0850		0914
Aldershot (AHT)	a	0620		0647	0650		0718	0722		0749	0754		0820	0824		0849	0854		0919
Aldershot (AHT)	d	0621	0641		0651	0711		0723	0741	0750		0811	0821		0841	0850		0911	0920
Farnham (FNH)	a	0626	0646		0656	0716		0728	0746	0755		0816	0826		0846	0855		0916	0925

Operator Train ID 1st Class/Reservations/Bus	SW 2N15 □	SW 2J14 □	SW 1A19 □	SW 2N17 □	SW 2J16 □	SW 1A21 □	SW 2N19 □	SW 2J18 □	SW 1A23 □	SW 2N21 □	SW 2J20 □	SW 1A25 □	SW 2N23 □	SW 2J22 □	SW 1A27 □	SW 2N25 □	SW 2J24 □	SW 1A29 □	
Ash Vale (AHV)	d	0919		0944	0949		1014	1019		1044	1049		1114	1119		1144	1149		1214
Aldershot (AHT)	a	0925		0949	0954		1019	1024		1049	1054		1119	1124		1149	1154		1219
Aldershot (AHT)	d		0941	0950		1011	1020		1041	1050		1111	1120		1141	1150		1211	1220
Farnham (FNH)	a		0946	0955		1016	1025		1046	1055		1116	1125		1146	1155		1216	1225

Operator Train ID 1st Class/Reservations/Bus	SW 2N27 □	SW 2J26 □	SW 1A31 □	SW 2N29 □	SW 2J28 □	SW 1A33 □	SW 2N31 □	SW 2J30 □	SW 1A35 □	SW 2N33 □	SW 2J32 □	SW 1A37 □	SW 2N35 □	SW 2J34 □	SW 1A39 □	SW 2N37 □	SW 2J36 □	SW 1A41 □	
Ash Vale (AHV)	d	1219		1244	1249		1314	1319		1344	1349		1414	1419		1444	1449		1514
Aldershot (AHT)	a	1224		1249	1254		1319	1324		1349	1354		1419	1424		1449	1454		1519
Aldershot (AHT)	d		1241	1250		1311	1320		1341	1350		1411	1420		1441	1450		1511	1520
Farnham (FNH)	a		1246	1255		1316	1325		1346	1355		1416	1425		1446	1455		1516	1525

Operator Train ID 1st Class/Reservations/Bus	SW 2N39 □	SW 2J38 □	SW 1A43 □	SW 2N41 □	SW 2J40 □	SW 1A45 □	SW 2N43 □	SW 2J42 □	SW 1A47 □	SW 2N45 □	SW 2J44 □	SW 1A49 □	SW 2N47 □	SW 2J46 □	SW 1A51 □	SW 2N49 □	SW 1A53 □	SW 2J48 □	
Ash Vale (AHV)	d	1519		1544	1549		1614	1619		1644	1649		1713	1719		1744	1749		1803
Aldershot (AHT)	a	1524		1549	1554		1619	1624		1649	1654		1719	1724		1749	1754		1808
Aldershot (AHT)	d		1542	1550		1611	1620		1641	1650		1711	1720		1741	1750		1809	1813
Farnham (FNH)	a		1547	1555		1616	1625		1646	1655		1716	1725		1746	1755		1814	1820

Operator Train ID 1st Class/Reservations/Bus	SW 1N93 □	SW 2J50 □	SW 1A55 □	SW 2N53 □	SW 1A57 □	SW 2J52 □	SW 1N95 □	SW 2J54 □	SW 1A59 □	SW 2N57 □	SW 2J56 □	SW 1A61 □	SW 2N59 □	SW 2J58 □	SW 2N61 □	SW 2J60 □	SW 1A65 □	SW 2N63 □	
Ash Vale (AHV)	d	1816		1840	1849	1907		1916		1940	1949		2014	2019		2049		2114	2119
Aldershot (AHT)	a	1821		1845	1854	1911		1921		1945	1954		2019	2024		2054		2119	2124
Aldershot (AHT)	d	1825	1841	1846		1912	1916	1921	1941	1947		2011	2019		2041		2111	2120	
Farnham (FNH)	a	1832	1847	1853		1917	1922	1930	1946	1952		2016	2025		2048		2116	2125	

Operator Train ID Days of operation/Notes 1st Class/Reservations/Bus	SW 2J62 □	SW 2N65 □	SW 2J64 □	SW 1A69 □	SW 2N67 □	SW 2J66 □	SW 2N69 □	SW 2J68 □	SW 1A73 □	SW 2N71 □	SW 1A75 □	SW 2N73 □	SW 1A77 □	SW 2N75 □	SW 1A79 SM □	
Ash Vale (AHV)	d		2149		2214	2219		2249		2314	2319	2345	2349	0017	0021	0044
Aldershot (AHT)	a		2154		2219	2224		2254		2319	2324	2350	2354	0022	0026	0048
Aldershot (AHT)	d	2141		2211	2220		2241		2311	2320		2351	2358	0022	0026	0049
Farnham (FNH)	a	2146		2216	2225		2246		2316	2325		2356	0003	0028	0032	0054

NOTES (see introductory pages for explanation of train operator codes and standard symbols)

- a Arrival time
- d Departure time
- SM Saturday mornings

Ash Vale to Aldershot and Farnham (Summary)

Saturdays

Operator	SW	SW	SW	SW	SW	SW	SW	SW	SW	SW	SW	SW	SW	SW	SW	SW	SW	SW
Train ID	1A05	2J02	1A07	2J04	1A09	2N07	2J06	1A11	2N09	2J08	1A13	2N11	2J10	1A15	2N13	2J12	1A17	2N15
1st Class/Reservations/Bus	□	□	□	□	□	□	□	□	□	□	□	□	□	□	□	□	□	□
Ash Vale (AHV)	d 0615		0644		0711	0719		0744	0749		0814	0819		0844	0849		0914	0919
Aldershot (AHT)	a 0620		0649		0718	0724		0749	0754		0819	0824		0849	0854		0919	0924
Aldershot (AHT)	d 0620	0641	0650	0711	0720		0741	0750		0811	0820		0841	0850		0911	0920	
Farnham (FNH)	a 0625	0646	0655	0716	0725		0746	0755		0816	0825		0846	0855		0916	0925	

Operator	SW	SW	SW	SW	SW	SW	SW	SW	SW	SW	SW	SW	SW	SW	SW	SW	SW	SW
Train ID	2J14	1A19	2N17	2J16	1A21	2N19	2J18	1A23	2N21	2J20	1A25	2N23	2J22	1A27	2N25	2J24	1A29	2N27
1st Class/Reservations/Bus	□	□	□	□	□	□	□	□	□	□	□	□	□	□	□	□	□	□
Ash Vale (AHV)	d	0944	0949		1014	1019		1044	1049		1114	1119		1144	1149		1214	1219
Aldershot (AHT)	a	0949	0954		1019	1024		1049	1054		1119	1124		1149	1154		1219	1224
Aldershot (AHT)	d 0941	0950		1011	1020		1041	1050		1111	1120		1141	1150		1211	1220	
Farnham (FNH)	a 0946	0955		1016	1025		1046	1055		1116	1125		1146	1155		1216	1225	

Operator	SW	SW	SW	SW	SW	SW	SW	SW	SW	SW	SW	SW	SW	SW	SW	SW	SW	SW
Train ID	2J26	1A31	2N29	2J28	1A33	2N31	2J30	1A35	2N33	2J32	1A37	2N35	2J34	1A39	2N37	2J36	1A41	2N39
1st Class/Reservations/Bus	□	□	□	□	□	□	□	□	□	□	□	□	□	□	□	□	□	□
Ash Vale (AHV)	d	1244	1250		1314	1319		1344	1349		1414	1419		1444	1449		1514	1519
Aldershot (AHT)	a	1249	1254		1319	1324		1349	1354		1419	1424		1449	1454		1519	1524
Aldershot (AHT)	d 1241	1250		1311	1320		1341	1350		1411	1420		1441	1450		1511	1520	
Farnham (FNH)	a 1246	1255		1316	1325		1346	1355		1416	1425		1446	1455		1516	1525	

Operator	SW	SW	SW	SW	SW	SW	SW	SW	SW	SW	SW	SW	SW	SW	SW	SW	SW	SW
Train ID	2J38	1A43	2N41	2J40	1A45	2N43	2J42	1A47	2N45	2J44	1A49	2N47	2J46	1A51	2N49	2J48	1A53	2N51
1st Class/Reservations/Bus	□	□	□	□	□	□	□	□	□	□	□	□	□	□	□	□	□	□
Ash Vale (AHV)	d	1544	1549		1614	1619		1644	1649		1714	1719		1744	1749		1814	1819
Aldershot (AHT)	a	1549	1554		1619	1624		1649	1654		1719	1724		1749	1754		1819	1824
Aldershot (AHT)	d 1541	1550		1611	1620		1641	1650		1711	1720		1741	1750		1811	1820	
Farnham (FNH)	a 1546	1555		1616	1625		1646	1655		1716	1725		1746	1755		1816	1825	

Operator	SW	SW	SW	SW	SW	SW	SW	SW	SW	SW	SW	SW	SW	SW	SW	SW	SW	SW
Train ID	2J50	1A55	2N53	2J52	1A57	2N55	2J54	1A59	2N57	2J56	1A61	2N59	2J58	1A63	2N61	2J60	1A65	2N63
1st Class/Reservations/Bus	□	□	□	□	□	□	□	□	□	□	□	□	□	□	□	□	□	□
Ash Vale (AHV)	d	1844	1849		1914	1919		1944	1949		2014	2019		2044	2049		2114	2119
Aldershot (AHT)	a	1849	1854		1919	1924		1949	1954		2019	2024		2049	2054		2119	2124
Aldershot (AHT)	d 1841	1850		1911	1920		1941	1950		2011	2020		2041	2050		2111	2120	
Farnham (FNH)	a 1846	1855		1916	1925		1946	1955		2016	2025		2046	2055		2116	2125	

Operator	SW	SW	SW	SW	SW	SW	SW	SW	SW	SW	SW	SW	SW	SW	SW	SW	SW	SW
Train ID	2J62	1A67	2N65	2J64	1A69	2N67	2J66	1A71	2N69	2J68	1A73	2N71	2J70	1A75	2N73	2J70	1A77	2N75
1st Class/Reservations/Bus	□	□	□	□	□	□	□	□	□	□	□	□	□	□	□	□	□	□
Ash Vale (AHV)	d	2144	2149		2214	2219		2244	2249		2314	2319		2344	2349		0015	0019
Aldershot (AHT)	a	2149	2154		2219	2224		2249	2254		2319	2324		2350	2354		0019	0024
Aldershot (AHT)	d 2141	2150		2211	2220		2241	2250		2311	2320		2350	2356		0003	0020	0047
Farnham (FNH)	a 2146	2155		2216	2225		2246	2255		2316	2325		2356	2362		0003	0025	0052

Operator	SW	SW
Train ID	1A03	2N77
1st Class/Reservations/Bus	□	□
Ash Vale (AHV)	d 0058	0109
Aldershot (AHT)	a 0103	0114s
Aldershot (AHT)	d 0103	
Farnham (FNH)	a 0109	0120

NOTES (see introductory pages for explanation of train operator codes and standard symbols)

- a Arrival time
- d Departure time
- s Stops to set down only

Ash Vale to Aldershot and Farnham (Summary)

Sundays

Operator	SW	SW	SW	SW	SW	SW	SW	SW	SW	SW	SW	SW	SW	SW	SW	SW	SW	SW
Train ID	2A13	2N13	2A17	2N17	2A21	2N21	2A25	2N25	2A29	2N29	2A33	2N33	2A37	2N37	2A41	2N41	2A45	2N45
1st Class/Reservations/Bus	□	□	□	□	□	□	□	□	□	□	□	□	□	□	□	□	□	□
Ash Vale (AHV)	d 0803	0836	0903	0936	1003	1036	1103	1136	1203	1236	1303	1336	1403	1436	1503	1536	1603	1636
Aldershot (AHT)	a 0807	0841	0907	0941	1007	1041	1107	1141	1207	1241	1307	1341	1407	1441	1507	1541	1607	1641
Aldershot (AHT)	d 0808		0908		1008		1108		1208		1308		1408		1508		1608	
Farnham (FNH)	a 0813		0913		1013		1113		1213		1313		1413		1513		1613	

Operator	SW	SW	SW	SW	SW	SW	SW	SW	SW	SW	SW	SW	SW	SW	SW	SW	SW	SW
Train ID	2A47	2A49	2N49	2A51	2A53	2N53	2A55	2A57	2N57	2A59	2A61	2N61	2A63	2A65	2N65	2A67	2A69	2N69
1st Class/Reservations/Bus	□	□	□	□	□	□	□	□	□	□	□	□	□	□	□	□	□	□
Ash Vale (AHV)	d 1641	1703	1736	1741	1803	1836	1841	1903	1936	1941	2003	2036	2041	2103	2136	2141	2203	2236
Aldershot (AHT)	a 1645	1707	1741	1745	1807	1841	1845	1907	1941	1945	2007	2041	2045	2107	2141	2145	2207	2241
Aldershot (AHT)	d 1646	1708		1746	1808		1846	1908		1946	2008		2046	2108		2146	2208	
Farnham (FNH)	a 1651	1713		1751	1813		1851	1913		1951	2013		2051	2113		2151	2213	

Operator	SW	SW	SW	SW	SW	SW
Train ID	2A71	2A73	2N73	2A75	2A77	2A79
1st Class/Reservations/Bus	□	□	□	□	□	□
Ash Vale (AHV)	d 2241	2303	2336	2341	0003	0047
Aldershot (AHT)	a 2245	2307	2341	2345	0007	0051
Aldershot (AHT)	d 2246	2308	2342	2349	0008	0052
Farnham (FNH)	a 2251	2313	2347	2354	0013	0057

NOTES (see introductory pages for explanation of train operator codes and standard symbols)

- a Arrival time
d Departure time

Farnham to Aldershot and Ash Vale (Summary)

Mondays to Fridays

Operator	SW	SW	SW	SW	SW	SW	SW	SW	SW	SW	SW	SW	SW	SW	SW	SW	SW	SW	
Train ID	2N10	1A12	2J01	1N90	1A14	2J03	1N92	1A16	2J05	2N16	1A18	2J07	2N18	1A20	2J09	2N20	1A22	2J11	
1st Class/Reservations/Bus	□	□	□	□	□	□	□	□	□	□	□	□	□	□	□	□	□	□	
Farnham (FNH)	d		0556	0602	0619	0626	0632	0650	0654	0702		0728	0734		0758	0804		0828	0834
Aldershot (AHT)	a		0602	0608	0625	0632	0638	0656	0700	0708		0734	0740		0804	0810		0834	0840
Aldershot (AHT)	d	0558	0602		0626	0632		0656	0700		0723	0734		0800	0804		0830	0834	
Ash Vale (AHV)	a	0602	0606		0630	0636		0700	0704		0727	0738		0804	0808		0834	0838	

Operator	SW	SW	SW	SW	SW	SW	SW	SW	SW	SW	SW	SW	SW	SW	SW	SW	SW	SW	
Train ID	2N22	1A24	2J13	2N24	1A26	2J15	2N26	1A28	2J17	2N28	1A30	2J19	2N30	1A32	2J21	2N32	1A34	2J23	
1st Class/Reservations/Bus	□	□	□	□	□	□	□	□	□	□	□	□	□	□	□	□	□	□	
Farnham (FNH)	d		0858	0904		0928	0934		0958	1004		1028	1034		1058	1104		1128	1134
Aldershot (AHT)	a		0904	0910		0934	0940		1004	1010		1034	1040		1104	1110		1134	1140
Aldershot (AHT)	d	0900	0904		0930	0934		1000	1004		1030	1034		1100	1104		1130	1134	
Ash Vale (AHV)	a	0904	0908		0934	0938		1004	1008		1034	1038		1104	1108		1134	1138	

Operator	SW	SW	SW	SW	SW	SW	SW	SW	SW	SW	SW	SW	SW	SW	SW	SW	SW	SW	
Train ID	2N34	1A36	2J25	2N36	1A38	2J27	2N38	1A40	2J29	2N40	1A42	2J31	2N42	1A44	2J33	2N44	1A46	2J35	
1st Class/Reservations/Bus	□	□	□	□	□	□	□	□	□	□	□	□	□	□	□	□	□	□	
Farnham (FNH)	d		1158	1204		1228	1234		1258	1304		1328	1334		1358	1404		1428	1434
Aldershot (AHT)	a		1204	1210		1234	1240		1304	1310		1334	1340		1404	1410		1434	1440
Aldershot (AHT)	d	1200	1204		1230	1234		1300	1304		1330	1334		1400	1404		1430	1434	
Ash Vale (AHV)	a	1204	1208		1234	1238		1304	1308		1334	1338		1404	1408		1434	1438	

Operator	SW	SW	SW	SW	SW	SW	SW	SW	SW	SW	SW	SW	SW	SW	SW	SW	SW	SW	
Train ID	2N46	1A48	2J37	2N48	1A50	2J39	2N50	1A52	2J41	2N52	1A54	2J43	2N54	1A56	2J45	2N56	1A58	2J47	
1st Class/Reservations/Bus	□	□	□	□	□	□	□	□	□	□	□	□	□	□	□	□	□	□	
Farnham (FNH)	d		1458	1504		1528	1534		1558	1604		1628	1634		1658	1704		1728	1734
Aldershot (AHT)	a		1504	1510		1534	1540		1604	1610		1634	1640		1704	1710		1734	1740
Aldershot (AHT)	d	1500	1504		1530	1534		1600	1604		1630	1634		1700	1704		1730	1734	
Ash Vale (AHV)	a	1504	1508		1534	1538		1604	1608		1634	1638		1704	1708		1734	1738	

Operator	SW	SW	SW	SW	SW	SW	SW	SW	SW	SW	SW	SW	SW	SW	SW	SW	SW	SW	
Train ID	2N58	1A60	2J49	2N60	1A62	2J51	2N62	1A64	2J53	2N64	1A66	2J55	2N66	1A68	2J57	2N68	1A69	2J59	
1st Class/Reservations/Bus	□	□	□	□	□	□	□	□	□	□	□	□	□	□	□	□	□	□	
Farnham (FNH)	d		1758	1804		1828	1834		1858	1904		1928	1936		1958	2009		2034	
Aldershot (AHT)	a		1804	1810		1834	1840		1904	1910		1934	1942		2004	2015		2040	
Aldershot (AHT)	d	1800	1804		1830	1834		1900	1904		1930	1934		2000	2004		2030	2040	
Ash Vale (AHV)	a	1804	1808		1834	1838		1904	1908		1934	1938		2004	2008		2034	2040	

Operator	SW	SW	SW	SW	SW	SW	SW	SW	SW	SW	SW	SW	SW	
Train ID	1A72	2J61	2N72	2J63	2N74	1A76	2J65	2N76	2J67	2N78	1A80	2J69	1A82	
1st Class/Reservations/Bus	□	□	□	□	□	□	□	□	□	□	□	□	□	
Farnham (FNH)	d	2058	2104		2134		2158	2204		2234		2258	2304	2328
Aldershot (AHT)	a	2104	2110		2140		2204	2210		2240		2304	2310	2334
Aldershot (AHT)	d	2104		2130		2200	2204		2230		2300	2304		2334
Ash Vale (AHV)	a	2108		2134		2204	2208		2234		2304	2308		2338

NOTES (see introductory pages for explanation of train operator codes and standard symbols)

- a Arrival time
d Departure time

Farnham to Aldershot and Ash Vale (Summary)

Saturdays

Operator	Train ID	SW 2N10	SW 2J01	SW 2N12	SW 1A14	SW 2J03	SW 2N14	SW 1A16	SW 2J05	SW 2N16	SW 1A18	SW 2J07	SW 2N18	SW 1A20	SW 2J09	SW 2N20	SW 1A22	SW 2J11	SW 2N22
Farnham (FNH)	d		0604		0628	0634		0658	0704		0728	0734		0758	0804		0828	0834	
Aldershot (AHT)	a		0610		0634	0640		0704	0710		0734	0740		0804	0810		0834	0840	
Aldershot (AHT)	d	0600		0630	0634		0700	0704		0730	0734		0800	0804		0830	0834		0900
Ash Vale (AHV)	a	0604		0634	0638		0704	0708		0734	0738		0804	0808		0834	0838		0904

Operator	Train ID	SW 1A24	SW 2J13	SW 2N24	SW 1A26	SW 2J15	SW 2N26	SW 1A28	SW 2J17	SW 2N28	SW 1A30	SW 2J19	SW 2N30	SW 1A32	SW 2J21	SW 2N32	SW 1A34	SW 2J23	SW 2N34
Farnham (FNH)	d	0858	0904		0928	0934		0958	1004		1028	1034		1058	1104		1128	1134	
Aldershot (AHT)	a	0904	0910		0934	0940		1004	1010		1034	1040		1104	1110		1134	1140	
Aldershot (AHT)	d	0904		0930	0934		1000	1004		1030	1034		1100	1104		1130	1134		1200
Ash Vale (AHV)	a	0908		0934	0938		1004	1008		1034	1038		1104	1108		1134	1138		1204

Operator	Train ID	SW 1A36	SW 2J25	SW 2N36	SW 1A38	SW 2J27	SW 2N38	SW 1A40	SW 2J29	SW 2N40	SW 1A42	SW 2J31	SW 2N42	SW 1A44	SW 2J33	SW 2N44	SW 1A46	SW 2J35	SW 2N46
Farnham (FNH)	d	1158	1204		1228	1234		1258	1304		1328	1334		1358	1404		1428	1434	
Aldershot (AHT)	a	1204	1210		1234	1240		1304	1310		1334	1340		1404	1410		1434	1440	
Aldershot (AHT)	d	1204		1230	1234		1300	1304		1330	1334		1400	1404		1430	1434		1500
Ash Vale (AHV)	a	1208		1234	1238		1304	1308		1334	1338		1404	1408		1434	1438		1504

Operator	Train ID	SW 1A48	SW 2J37	SW 2N48	SW 1A50	SW 2J39	SW 2N50	SW 1A52	SW 2J41	SW 2N52	SW 1A54	SW 2J43	SW 2N54	SW 1A56	SW 2J45	SW 2N56	SW 1A58	SW 2J47	SW 2N58
Farnham (FNH)	d	1458	1504		1528	1534		1558	1604		1628	1634		1658	1704		1728	1734	
Aldershot (AHT)	a	1504	1510		1534	1540		1604	1610		1634	1640		1704	1710		1734	1740	
Aldershot (AHT)	d	1504		1530	1534		1600	1604		1630	1634		1700	1704		1730	1734		1800
Ash Vale (AHV)	a	1508		1534	1538		1604	1608		1634	1638		1704	1708		1734	1738		1804

Operator	Train ID	SW 1A60	SW 2J49	SW 2N60	SW 1A62	SW 2J51	SW 2N62	SW 1A64	SW 2J53	SW 2N64	SW 1A66	SW 2J55	SW 2N66	SW 1A68	SW 2J57	SW 2N68	SW 1A70	SW 2J59	SW 2N70
Farnham (FNH)	d	1758	1804		1828	1834		1858	1904		1928	1934		1958	2004		2028	2034	
Aldershot (AHT)	a	1804	1810		1834	1840		1904	1910		1934	1940		2004	2010		2034	2040	
Aldershot (AHT)	d	1804		1830	1834		1900	1904		1930	1934		2000	2004		2030	2034		2100
Ash Vale (AHV)	a	1808		1834	1838		1904	1908		1934	1938		2004	2008		2034	2038		2104

Operator	Train ID	SW 1A72	SW 2J61	SW 2N72	SW 1A74	SW 2J63	SW 2N74	SW 1A76	SW 2J65	SW 2N76	SW 1A78	SW 2J67	SW 2N78	SW 1A80	SW 2J69	SW 2N80	SW 1A82
Farnham (FNH)	d	2058	2104		2128	2134		2158	2204		2228	2234		2258	2304		2328
Aldershot (AHT)	a	2104	2110		2134	2140		2204	2210		2234	2240		2304	2310		2334
Aldershot (AHT)	d	2104		2130	2134		2200	2204		2230	2234		2300	2304		2330	2334
Ash Vale (AHV)	a	2108		2134	2138		2204	2208		2234	2238		2304	2308		2334	2338

NOTES (see introductory pages for explanation of train operator codes and standard symbols)

- a Arrival time
d Departure time

Farnham to Aldershot and Ash Vale (Summary)

Sundays

Operator	SW	SW	SW	SW	SW	SW	SW	SW	SW	SW	SW	SW	SW	SW	SW	SW	SW	SW
Train ID	2A20	2N16	2A24	2N20	2A28	2N24	2A32	2N28	2A36	2N32	2A40	2N36	2A44	2N40	2A46	2A48	2N44	2A50
1st Class/Reservations/Bus	□	□	□	□	□	□	□	□	□	□	□	□	□	□	□	□	□	□
Farnham (FNH) d	0730		0830		0930		1030		1130		1230		1330		1400	1430		1500
Aldershot (AHT) a	0736		0836		0936		1036		1136		1236		1336		1406	1436		1506
Aldershot (AHT) d	0736	0740	0836	0840	0936	0940	1036	1040	1136	1140	1236	1240	1336	1340	1406	1436	1440	1506
Ash Vale (AHV) a	0740	0744	0840	0844	0940	0944	1040	1044	1140	1144	1240	1244	1340	1344	1410	1440	1444	1510

Operator	SW	SW	SW	SW	SW	SW	SW	SW	SW	SW	SW	SW	SW	SW	SW	SW	SW	SW
Train ID	2A52	2N48	2A54	2A56	2N52	2A58	2A60	2N56	2A62	2A64	2N60	2A66	2A68	2N64	2A70	2A72	2N68	2A74
1st Class/Reservations/Bus	□	□	□	□	□	□	□	□	□	□	□	□	□	□	□	□	□	□
Farnham (FNH) d	1530		1600	1630		1700	1730		1800	1830		1900	1930		2000	2030		2100
Aldershot (AHT) a	1536		1606	1636		1706	1736		1806	1836		1906	1936		2006	2036		2106
Aldershot (AHT) d	1536	1540	1606	1636	1640	1706	1736	1740	1806	1836	1840	1906	1936	1940	2006	2036	2040	2106
Ash Vale (AHV) a	1540	1544	1610	1640	1644	1710	1740	1744	1810	1840	1844	1910	1940	1944	2010	2040	2044	2110

Operator	SW	SW	SW	SW	SW	SW	SW
Train ID	2A76	2N72	2A78	2A80	2N76	2A82	2A84
1st Class/Reservations/Bus	□	□	□	□	□	□	□
Farnham (FNH) d	2130		2200	2230		2300	2332
Aldershot (AHT) a	2136		2206	2236		2306	2338
Aldershot (AHT) d	2136	2140	2206	2236	2240	2306	2339
Ash Vale (AHV) a	2140	2144	2210	2240	2244	2310	2343

NOTES (see introductory pages for explanation of train operator codes and standard symbols)

- a Arrival time
d Departure time