

Table T076-F

Mondays to Fridays

16 December to 15 May

**Birmingham - Shrewsbury - Aberystwyth,
Barmouth - Pwllheli**

Miles	Miles		AW	AW	AW	AW	AW	AW	AW	AW	AW	AW	AW	AW	AW	AW	AW	AW				
—	—	Birmingham International . 68 d																				
0	—	Birmingham New Street 74,68 d																				
4	—	Smethwick Galton Bridge 74,68 d																				
12½	—	Wolverhampton 68,74 d																				
28½	—	Telford Central 74 d																				
32½	—	Wellington (Shropshire) 74 d																				
42¾	—	Shrewsbury 74 a																				
—	—	Welshpool d																				
62½	—	Newtown (Powys) d																				
76½	—	Caersws d																				
82	—	Machynlleth a																				
103¾	0	Dovey Junction 4 d	04 52	05 07	05 45	06 43	06 47	07 47	08 48	08 52	10 50	10 55	11 42	12 47	12 51	14 49	14 56	16 50	16 55	18 01	18 48	19 04
107¾	4	Borth d	04 58	05 13	05 54	06 49	06 55	07 55	08 55	08 58	10 56	11 01	11 54	12 55	12 57	14 55	15 02	16 56	17 01		18 56	19 10
116	—	Aberystwyth a	05 08	06 04		07 05	08 05	09 05		11 06			12 04	13 05	15 05	17 06					19 06	
124½	—	Penhelig d	05 24	06 20		07 21	08 21	09 21		11 21			12 20	13 20	15 20	17 21				18 27	19 20	
—	9	Aberdovey d	05 22	06 58				09 07		11 10			13 06	15 11	17 10					19 19		
—	10	Tywyn a	05 26	07 02				09 11		11 14			13 10	15 15	17 14					19 23		
—	13½	Tonfanau d	05 34	07 12				09 21		11 24			13 20	15 25	17 25					19 33		
—	16	Llwyngrill d	05 34	07 14				09 29		11 30			13 25	15 26	17 29					19 33		
—	20	Fairbourne d	05 38	07 17				09 33		11 33			13 29	15 30	17 32					19 36		
—	22½	Morfa Mawddach d	05 44	07 24				09 39		11 40			13 35	15 36	17 39					19 43		
—	23½	Barmouth a	05 53	07 32				09 48		11 49			13 44	15 45	17 47					19 51		
—	25½	Llanaber d	05 54	07 34				09 49		11 50			13 45	15 46	17 49					19 53		
—	26½	Talybont d	06 06	07 47				10 01		12 01			13 57	15 58	18 00					20 04		
—	29¼	Dyffryn Ardudwy d		07 47				10 01		12 01			13 57	15 58	18 00					20 04		
—	30¼	Llanbedr d		07 50				10 04		12 04			14 00	16 01	18 03					20 07		
—	32¼	Pensarn d		07 55				10 09		12 09			14 05	16 06	18 08					20 12		
—	33¼	Llandanwg d		08 02				10 12		12 12			14 08	16 09	18 11					20 15		
—	35¼	Harlech a		08 04				10 16		12 16			14 12	16 13	18 15					20 19		
—	38¼	Talsarnau d		08 06				10 18		12 18			14 14	16 15	18 17					20 21		
—	39¼	Llandecwyn d		08 06				10 20		12 20			14 16	16 17	18 19					20 23		
—	40¼	Minffordd d		08 14				10 28		12 28			14 24	16 25	18 27					20 30		
—	41¼	Porthmadog a		08 25				10 28		12 28			14 31	16 28	18 33					20 30		
—	42¼	Criccieth d		08 29				10 31		12 31			14 35	16 31	18 36					20 34		
—	44¼	Penychain d		08 31				10 34		12 34			14 37	16 34	18 39					20 36		
—	49¼	Abererch d		08 34				10 37		12 37			14 40	16 37	18 42					20 39		
—	54	Pwllheli a		08 38				10 41		12 41			14 44	16 41	18 46					20 43		
—	55½			08 42				10 44		12 44			14 48	16 44	18 49					20 47		
—	57½			08 50				10 53		12 53			14 56	16 53	18 57					20 55		
—				08 57				11 00		13 00			15 03	17 00	19 05					21 03		
—				09 03				11 06		13 06			15 09	17 06	19 11					21 08		
—				09 07				11 10		13 10			15 13	17 09	19 15					21 11		
—				09 13				11 15		13 16			15 20	17 18	19 21					21 18		

For connections from London Euston refer to Table T66

For connections from Manchester Piccadilly and Crewe refer to Table T131

Table T076-F

Mondays to Fridays

16 December to 15 May

**Birmingham - Shrewsbury - Aberystwyth,
Barmouth - Pwllheli**

	AW	AW	AW		AW	AW	AW													
	◇	◇	◇		◇	◇	◇													
	A																			
	↻																			
Birmingham International. 68 ↻ d	17 11	18 10					20 09	20 09												
Birmingham New Street 123 74,68 d	17 26	18 25					20 25	20 25												
Smethwick Galton Bridge 5 74,68 d	17 32	18 31					20 31	20 31												
Wolverhampton 7 68,74 ↻ d	17 44	18 44					20 43	20 43												
Telford Central 74 d	18 01	19 01					21 00	21 00												
Wellington (Shropshire) 74 d	18 07	19 08					21 06	21 07												
Shrewsbury 74 a	18 21	19 23					21 20	21 21												
	d	18 31	19 30				20 32	21 50	21 50											
Welshpool d	18 53	19 52					20 54	22 12	22 12											
Newtown (Powys) d	19 08	20 07					21 09	22 27	22 27											
Caersws d	19 15	20 14					21 17	22 34	22 34											
Machynlleth 7 a	19 46	20 48					21 44	23 04	23 04											
	d	19 47	20 49	21 47			21 50	23 06	23 06											
Dovey Junction 4 d	19 55	20 57	21 53				21 58	23 12	23 12											
Borth d	20 05	21 07					22 08	23 22	23 22											
Aberystwyth a	20 20	21 21					22 22	23 36	23 36											
Penhelig d			22x02																	
Aberdovey d			22 06																	
Tywyn a			22 16																	
	d		22 16																	
Tonfanau d			22x20																	
Llwyngwril d			22x26																	
Fairbourne d			22 35																	
Morfa Mawddach d			22x36																	
Barmouth a			22 47																	
	d		22 47																	
Llanaber d			22x51																	
Talybont d			22x55																	
Dyffryn Ardudwy d			22x57																	
Llanbedr d			23x01																	
Pensarn d			23x03																	
Llandanwg d			23x05																	
Harlech a			23 13																	
	d		23 13																	
Tygwyn d			23x17																	
Talsarnau d			23x19																	
Llandecwyn d			23x22																	
Penrhyndeudraeth d			23 26																	
Minffordd d			23 30																	
Porthmadog a			23 38																	
	d		23 38																	
Criccieth d			23 46																	
Penychain d			23x51																	
Abererch d			23x54																	
Pwllheli a			00 01																	

A ↻ from Shrewsbury

For connections from London Euston refer to Table T66

For connections from Manchester Piccadilly and Crewe refer to Table T131

Table T076-F

Saturdays

21 December to 16 May

**Birmingham - Shrewsbury - Aberystwyth,
Barmouth - Pwllheli**

	AW	AW	AW	AW	AW	AW	AW	AW	AW	AW	AW	AW	AW	AW	AW	AW	AW	AW				
				◇		◇	◇		◇		◇	◇	◇	◇			◇	◇	◇			
Birmingham International. 68 d									08 08	09 08	10 09	12 08	14 09				16 08	17 08	18 08			
Birmingham New Street 1274,68 d						06 25			08 25	09 25	10 25	12 25	14 25				16 25	17 25	18 25			
Smethwick Galton Bridge 74,68 d						06 31			08 31	09 32	10 31	12 31	14 31				16 31	17 31	18 31			
Wolverhampton 68,74 d						06 43			08 44	09 44	10 44	12 44	14 43				16 43	17 43	18 43			
Telford Central 74 d						06 59			09 01	10 00	11 00	13 00	15 00				17 00	18 00	19 00			
Wellington (Shropshire) 74 d						07 06			09 08	10 07	11 07	13 07	15 07				17 08	18 07	19 08			
Shrewsbury 74 a						07 21			09 21	10 21	11 20	13 20	15 21				17 23	18 21	19 22			
Welshpool d						06 25			09 29	10 29	11 29	13 29	15 30				17 27	18 27	19 30			
Newtown (Powys) d						06 47			09 52	10 51	11 51	13 51	15 52				17 49	18 49	19 52			
Caersws d						07 02			10 07	11 06	12 06	14 06	16 07				18 04	19 04	20 07			
Machynlleth a						07 09			10 14	11 13	12 13	14 13	16 14				18 11	19 11	20 14			
Dovey Junction a	04 52	05 07	05 47	06 43	06 47	07 46	08 49	08 53	10 50	10 55	11 46	12 49	12 52	14 49	14 56	16 50	16 55	18 01	18 48	19 04	19 46	
Borth d	04 58	05 13	05 55	06 49	06 55	07 55	08 56	08 59	10 56	11 01	11 55	12 57	12 58	14 55	15 02	16 56	17 01		18 56	19 10	19 55	
Aberystwyth a	05 08		06 05		07 05	08 05	09 06		11 06		12 05	13 07		15 05		17 06			19 06		20 05	
Penhelig d	05 24		06 21		07 21	08 20	09 21		11 21		12 20	13 21		15 20		17 21			18 29	19 21	20 21	
Aberdovey d		05x22		06x58				09x08		11x10		13x07		15x11		17x10				19x19		
Tywyn a		05 26		07 02				09 12		11 14		13 11		15 15		17 14				19 23		
Tonfanau d		05 34		07 14				09 21		11 24		13 20		15 25		17 25				19 33		
Llwyngwril d		05 34		07 14				09 29		11 30		13 24		15 25		17 29				19 33		
Fairbourne d		05x38		07x17				09x33		11x33		13x28		15x29		17x32					19x36	
Morfa Mawddach d		05x44		07x24				09x39		11x40		13x34		15x35		17x39					19x43	
Barmouth a		06 06		07 47				09 48		11 48		13 43		15 44		17 47					19 51	
Llanaber d				07 47				10 01		12 01		13 56		15 57		18 00					20 04	
Talybont d				07x50				10 01		12 01		13 56		15 57		18 00					20 04	
Dyffryn Ardudwy d				07x58				10x04		12x04		13x59		16x00		18x03					20x07	
Llanbedr d				08x02				10x09		12x09		14x04		16x05		18x08					20x12	
Pensarn d				08x04				10x12		12x12		14x07		16x08		18x11					20x15	
Llandanwg d				08x06				10x16		12x16		14x11		16x12		18x15					20x19	
Harlech a				08 14				10x18		12x18		14x13		16x14		18x17					20x21	
Tywyn d				08 25				10x20		12x20		14x15		16x16		18x19					20x23	
Talsarnau d				08 25				10 28		12 29		14 23		16 24		18 27					20 30	
Llandecwyn d				08 29				10 28		12 29		14 31		16 29		18 33					20 30	
Penrhyndeudraeth d				08 31				10x31		12x32		14x35		16x32		18x36					20x34	
Minffordd d				08 31				10x34		12x35		14x37		16x35		18x39					20x36	
Porthmadog a				08 50				10x37		12x38		14x40		16x38		18x42					20x39	
Criccieth d				08 57				10 41		12 42		14 44		16 42		18 46					20 43	
Penychain d				08 57				10 44		12 45		14 48		16 45		18 49					20 47	
Abererch d				08 50				10 53		12 54		14 56		16 53		18 57					20 55	
Pwllheli a				09 03				10 53		12 54		14 56		16 53		18 57					20 55	
				09 07				11 00		13 01		15 03		17 01		19 05					21 03	
				09x03				11x06		13x07		15x09		17x06		19x10					21x08	
				09x07				11x10		13x11		15x13		17x10		19x14					21x11	
				09 13				11 15		13 17		15 20		17 16		19 19					21 18	

A ◇ from Shrewsbury to Shrewsbury B from Shrewsbury C To Machynlleth Carr. Sdgs

For connections from London Euston refer to Table T66

For connections from Manchester Piccadilly and Crewe refer to Table T131

Table T076-F

Saturdays

21 December to 16 May

**Birmingham - Shrewsbury - Aberystwyth,
Barmouth - Pwllheli**

	AW ◇	AW ◇	AW ◇																	
Birmingham International. 68 ⇐ d	18 08	20 08																
Birmingham New Street 74,68 d	18 25	20 25																
Smethwick Galton Bridge 5 74,68 d	18 31	20 31																
Wolverhampton 68,74 ⇐ d	18 43	20 43																
Telford Central 74 d	19 00	20 59																
Wellington (Shropshire) 74 d	19 08	21 07																
Shrewsbury 74 a	19 22	21 21																
d	19 30	20 31	21 43																
Welshpool d	19 52	20 54	22 05																
Newtown (Powys) d	20 07	21 09	22 20																
Caersws d	20 14	21 16	22 27																
Machynlleth a	20 48	21 43	22 57																
d	20 53	21 47	21 50	23 03																
Dovey Junction a	21 01	21 53	21 58	23 09																
Borth d	21 11	22 08	23 19																
Aberystwyth a	21 25	22 22	23 35																
Penhelig d	22x02																
Aberdovey d	22 06																
Tywyn a	22 16																
d	22 17																
Tonfanau d	22x20																
Llwyngwril d	22x27																
Fairbourne d	22 35																
Morfa Mawddach d	22x37																
Barmouth a	22 48																
d	22 48																
Llanaber d	22x51																
Talybont d	22x55																
Dyffryn Ardudwy d	22x58																
Llanbedr d	23x02																
Pensarn d	23x04																
Llandanwg d	23x06																
Harlech a	23 13																
d	23 14																
Tywyn d	23x17																
Talsarnau d	23x19																
Llandecwyn d	23x22																
Penrhyndeudraeth d	23 27																
Minffordd d	23 30																
Porthmadog a	23 38																
d	23 38																
Criccieth d	23 46																
Penychain d	23x51																
Abererch d	23x54																
Pwllheli a	00 01																

For connections from London Euston refer to Table T66

For connections from Manchester Piccadilly and Crewe refer to Table T131

Table T076-F

Sundays

15 December to 10 May

**Birmingham - Shrewsbury - Aberystwyth,
Barmouth - Pwllheli**

	AW	AW	AW	AW	AW	AW	AW	AW	AW	AW	AW	AW	AW	AW	AW	AW	AW	AW	AW
Birmingham International. 68 ⇐ d	◇	◇		◇	◇	◇	◇		◇	◇	◇	◇	◇	◇	◇				
Birmingham New Street 12 74,68 d							09 51			12 07		14 07		16 08			18 08	20 08	
Smethwick Galton Bridge 5 74,68 d							10 04			12 23		14 23		16 24			18 23	20 24	
Wolverhampton 68,74 d							10 22			12 42		14 44		16 44			18 43	20 44	
Telford Central 74 d							10 49			12 59		15 02		17 01			19 00	21 01	
Wellington (Shropshire) 74 d							10 57			13 06		15 09		17 08			19 07	21 08	
Shrewsbury 74 a							11 12			13 20		15 23		17 23			19 21	21 22	
Welshpool d							10 27			13 28	14 29	15 28	16 29	17 27		18 28	19 27	21 28	
Newtown (Powys) d							10 49			13 50	14 50	15 51	16 51	17 49		18 50	19 49	21 50	
Caersws d							11 04			14 05	15 06	16 06	17 06	18 04		19 05	20 04	22 05	
Machynlleth a							11 11			14 13	15 14	16 13	17 13	18 12		19 12	20 11	22 13	
Dovey Junction a	07 50	08 49	09 47	10 05	10 49	11 43	12 48	12 51		13 50	14 49	15 48	16 47	17 46	18 45	19 44	20 43	21 42	22 41
Borth d	07 56	08 56	09 55	10 11	10 58	11 56	12 56	13 00		13 57	14 57	15 56	16 56	17 55	18 54	19 53	20 52	21 51	22 50
Aberystwyth a	08 21	09 21	10 19	11 23	12 18	13 21				14 23	15 21	16 20	17 23	18 21	19 20	20 20	21 20	22 20	23 15
Penhelig d				10x20			13x09			15x08			17x05			19x10			
Aberdovey d				10 24			13 13			15 12			17 09			19 14			
Tywyn a				10 30			13 20			15 19			17 18			19 21			
Tonfanau d				10 30			13 24			15 31			17 29			19 24			
Llwyngwrl d				10x33			13x28			15x34			17x32			19x28			
Fairbourne d				10x40			13x35			15x41			17x39			19x35			
Morfa Mawddach d				10 49			13 43			15 49			17 47			19 43			
Barmouth a				10x51			13x44			15x51			17x49			19x44			
Llanaber d				10 59			13 56			15 59			17 59			19 53			
Talybont d				10 59			13 56			15 59			17 59			19 53			
Dyffryn Ardudwy d				11x03			13x59			16x03			18x02			20x01			
Llanbedr d				11x07			14x04			16x07			18x07			20x04			
Pensarn d				11x11			14x07			16x11			18x10			20x08			
Llandanwg d				11x15			14x11			16x15			18x14			20x11			
Harlech a				11x18			14x14			16x18			18x17			20x13			
Tywyn d				11x20			14x16			16x20			18x19			20x20			
Talsarnau d				11 26			14 23			16 26			18 26			20 23			
Llandecwyn d				11 28			14 31			16 26			18 32			20 27			
Penrhyndeudraeth d				11x31			14x35			16x29			18x35			20x30			
Minffordd d				11x34			14x38			16x32			18x38			20x33			
Porthmadog a				11x37			14x41			16x35			18x41			20x37			
Criccieth d				11 41			14 45			16 39			18 45			20 40			
Penychain d				11 45			14 48			16 43			18 49			20 46			
Abererch d				11 51			14 56			16 49			18 57			20 54			
Pwllheli a				11 55			14 56			16 49			18 57			20 54			
				12 02			15 03			16 56			19 04			21x00			
				12x08			15x09			17x02			19x10			21x03			
				12x12			15x13			17x06			19x14			21x03			
				12 19			15 20			17 13			19 20			21 11			

For connections from London Euston refer to Table T66

For connections from Manchester Piccadilly and Crewe refer to Table T131

Table T076-R

Mondays to Fridays

16 December to 15 May

Pwllheli - Barmouth, Aberystwyth - Shrewsbury - Birmingham

Miles	Miles		AW MX	AW	AW	AW	AW	AW	AW	AW	AW	AW	AW	AW	AW	AW	AW	AW	AW	AW	AW	AW	AW	AW
			A	◇	⚡	⚡	⚡	◇	◇	◇	◇	◇	◇	◇	◇	◇	◇	◇	◇	◇	◇	◇	◇	◇
0		Pwllheli	d					06 29					07 24											15 37
1¼		Abererch.....	d					06x32					07x27											15x40
3¼		Penychain.....	d					06x36					07x31											15x44
7¼		Criccieth.....	d					06 43					07 38											15 51
12¼		Porthmadog.....	a					06 52					07 47											16 00
15		Minffordd.....	d					06 53					07 47											16 01
16¼		Penrhyndeudraeth.....	d					06 57					07 52											16 05
17		Llandecwyn.....	d					07 01					07 56											16 09
18¼		Talsarnau.....	d					07x03					07x58											16x11
19		Tygwyn.....	d					07x05					08x00											16x13
21½		Harlech.....	a					07x08					08x03											16x16
23¼		Llandanwg.....	d					07 17					08 11											16 26
24¼		Pensarn.....	d					07 17					08 21											16 29
30½		Llanbedr.....	d					07x22					08x25											16x34
27		Dyffryn Ardudwy.....	d					07x24					08x28											16x36
28¼		Talybont.....	d					07x27					08x30											16x39
25		Llanaber.....	d					07x31					08x34											16x43
32		Barmouth	a					07x34					08x37											16x46
33¼		Morfa Mawddach.....	d					07x38					08x42											16x50
34¼		Fairbourne.....	d					07 44					08 47											16 56
37¼		Llwyngwrl.....	d					06 45					07 49											16 56
41¼		Tonfanau.....	d					06x49					07x53											17x00
44¼		Tywyn.....	d					06 53					07 57											17 04
47¼		Aberdovey.....	d					06x59					08x04											17x10
48¼		Penhelig.....	d					07x06					08x11											17x17
0		Aberystwyth	d					07 14					08 17											17 26
8¼		Borth.....	d					07 14					08 17											17 27
16¼	53¼	Dovey Junction ⚡	d	00 04	05 53	06 54	07 36	07 53	08 38	08 58			09 22											17 48
20¼	57¼	Machynlleth ⚡	a	00 13	06 01	07 02	07 43	08 01	08 46	09 06			09 22											17 56
42¼		Caersws.....	d		06 02	07 04	08 05		09 06				10 08											18 05
47¼		Newtown (Powys).....	d		06 28	07 31	08 32		09 33				10 35											18 34
61¼		Welshpool.....	d		06 35	07 38	08 39		09 40				10 42											18 41
81¼		Shrewsbury	a	74	06 50	07 52	08 54		09 55				10 56											18 56
92		Wellington (Shropshire).....	d	74	07 13	08 16	09 18		10 19				11 20											19 20
96		Telford Central.....	d	74	07 33		09 33						11 34											19 33
112		Wolverhampton ⚡	a	68,74	08 07		09 47						11 47											19 47
120¼		Smethwick Galton Bridge ⚡	a	68,74	07 53		09 53						11 53											19 53
124¼		Birmingham New Street ⚡	a	74,68	08 11		10 10						12 11											20 11
		Birmingham International.....	a	68	08 22		10 21						12 22											20 22
			a	74,68	08 31		10 32						12 31											20 31
			a	68	08 50		10 50						12 50											20 50

A From Aberystwyth C ⚡ from Machynlleth
 B ⚡ from Machynlleth ◇ to Machynlleth D To Pwllheli

For connections to London Euston refer to Table T66

For connections to Crewe and Manchester Piccadilly refer to Table T131

Table T076-R

Mondays to Fridays

16 December to 15 May

**Pwllheli - Barmouth, Aberystwyth - Shrewsbury
- Birmingham**

	AW	AW	AW	AW	AW	AW																		
	◇	◇			◇																			
Pwllheli	d	17 42			20 26																			
Abererch	d	17x45			20x29																			
Penychain	d	17x49			20x33																			
Criccieth	d	17 56			20 40																			
Porthmadog	a	18 05			20 49																			
	d	18 06			20 55																			
Minffordd	d	18 10			20 59																			
Penrhyndeudraeth	d	18 14			21 03																			
Llandecwyn	d	18x16			21x05																			
Talsarnau	d	18x18			21x07																			
Tywyn	d	18x21			21x10																			
Harlech	a	18 30			21 19																			
	d	18 30			21 19																			
Llandanwg	d	18x36			21x24																			
Pensarn	d	18x37			21x26																			
Llanbedr	d	18x40			21x29																			
Dyffryn Ardudwy	d	18x44			21x33																			
Talybont	d	18x47			21x36																			
Llanaber	d	18x51			21x41																			
Barmouth	a	18 57			21 46																			
	d	18 57			21 46																			
Morfa Mawddach	d	19x01			21x50																			
Fairbourne	d	19 05			21 54																			
Llwyngrill	d	19x12			22x01																			
Tonfanau	d	19x19			22x08																			
Tywyn	a	19 27			22 16																			
	d	19 34			22 17																			
Aberdovey	d	19 40			22 23																			
Penhelig	d	19x43			22x25																			
Aberystwyth	d	19 30	20 30	21 30	22 30	23 40																		
Borth	d	19 44	20 44	21 44	22 44	23 54																		
Dovey Junction	d	19 56	19 59	20 55	21 56	22 38	22 54	00 04																
Machynlleth	a	20 04	20 07	21 04	22 05	22 45	23 03	00 13																
	d	20 11																						
Caersws	d	20 38																						
Newtown (Powys)	d	20 45																						
Welshpool	d	21 00																						
Shrewsbury	74 a	21 25																						
	d	21 33																						
Wellington (Shropshire)	74 d	21 47																						
Telford Central	74 d	21 53																						
Wolverhampton	68,74 a	22 12																						
Smethwick Galton Bridge	68,74 a	22 23																						
Birmingham New Street	68,74 a	22 32																						
Birmingham International	68 a																							

For connections to London Euston refer to Table T66

For connections to Crewe and Manchester Piccadilly refer to Table T131

Table T076-R

Saturdays

21 December to 16 May

Pwllheli - Barmouth, Aberystwyth - Shrewsbury - Birmingham

	AW	AW	AW	AW	AW	AW	AW	AW	AW	AW	AW	AW	AW	AW	AW	AW	AW	AW	AW	AW	AW	AW	AW	
	A	◇	⚡	⚡	⚡	◇	◇	⚡	⚡	⚡	⚡	⚡	⚡	◇	◇	⚡	⚡	⚡	⚡	⚡	⚡	⚡	⚡	
Pwllheli	d					06 29	07 24	07 24	09 34					11 37						13 38		15 37		17 42
Abererch.....	d					06x32	07x27	07x27	09x37					11x40						13x41		15x40		17x45
Penychain.....	d					06x36	07x31	07x31	09x41					11x44						13x45		15x44		17x49
Criccieth.....	d					06 43	07 38	07 38	09 48					11 51						13 52		15 51		17 56
Porthmadog.....	a					06 52	07 47	07 47	09 57					12 00						14 01		16 00		18 05
Minffordd.....	d					06 53	07 47	07 47	09 58					12 01						14 02		16 01		18 06
Penrhyndeudraeth.....	d					06 57	07 52	07 52	10 02					12 05						14 06		16 05		18 10
Llandecwyn.....	d					07 01	07 56	07 56	10 06					12 09						14 10		16 09		18 14
Talsarnau.....	d					07x03	07x58	07x58	10x08					12x11						14x12		16x11		18x16
Tygwyn.....	d					07x05	08x00	08x00	10x10					12x13						14x14		16x13		18x18
Harlech.....	a					07x08	08x03	08x03	10x13					12x16						14x17		16x16		18x21
Llandanwg.....	d					07 17	08 11	08 11	10 23					12 24						14 27		16 26		18 30
Pensarn.....	d					07 17	08 21	08 21	10 28					12 28						14 28		16 29		18 30
Llanbedr.....	d					07x22	08x25	08x25	10x33					12x33						14x33		16x34		18x36
Dyffryn Ardudwy.....	d					07x24	08x28	08x28	10x35					12x35						14x35		16x36		18x37
Talybont.....	d					07x27	08x30	08x30	10x38					12x38						14x38		16x39		18x40
Llanaber.....	d					07x31	08x34	08x34	10x42					12x42						14x42		16x43		18x44
Barmouth	a					07x34	08x37	08x37	10x45					12x45						14x45		16x46		18x47
Morfa Mawddach.....	d					07x38	08x42	08x42	10x49					12x49						14x49		16x50		18x51
Fairbourne.....	d					07 44	08 47	08 47	10 55					12 55						14 55		16 56		18 57
Llwyngwril.....	d					06 45	07 49	08 52	10 59					12 55						14 55		16 56		18 57
Tonfanau.....	d					06x49	07x53	08x56	11x03					12x59						14x59		17x00		19x01
Tywyn.....	a					06 53	07 57	09 00	11 07					13 03						15 03		17 04		19 05
Aberdovey.....	d					06x59	08x04	09x06	11x14					13x10						15x09		17x10		19x12
Penhelig.....	d					07x06	08x11	09x13	11x21					13x17						15x16		17x17		19x19
Aberystwyth	d					07 14	08 17	09 22	11 29					13 25						15 26		17 26		19 27
Borth.....	d					07 14	08 17	09 27	11 30					13 25						15 26		17 27		19 27
Dovey Junction.....	d					07 20	08 23	09 33	11 36					13 31						15 32		17 33		19 35
Machynlleth	a					07x23	08x25	09x35	11x39					13x33						15x35		17x35		19x43
Caersws.....	d					08 30	09 30	09 30	11 30					13 30						15 30		17 28	18 32	19 30
Newtown (Powys).....	d					08 44	09 44	09 44	11 44					13 44						15 44		17 42	18 46	19 44
Welshpool.....	d					08 38	09 48	09 54	11 52					13 46						15 47		17 48	18 56	19 59
Shrewsbury	a					08 48	09 54	10 02	12 03					13 46						15 53		17 56	18 00	20 07
Wellington (Shropshire).....	d					06 03	07 03	08 08	12 07					14 07						16 08		18 05	19 05	20 11
Telford Central.....	d					06 30	07 30	08 35	12 34					14 34						16 35		18 32	19 32	20 38
Wolverhampton	a					06 37	07 37	08 42	12 41					14 41						16 42		18 39	19 39	20 45
Smethwick Galton Bridge.....	a					06 51	07 52	08 56	12 55					14 55						16 56		18 55	19 54	21 02
Birmingham New Street	a					07 14	08 18	09 20	13 19					15 18						17 19		19 19	20 19	21 25
Birmingham International	a					07 32	09 32	11 33	13 35					15 32						17 30		19 32	20 32	21 34
						07 46	09 46	11 47	13 49					15 46						17 45		19 46	20 46	21 47
						07 53	09 52	11 53	13 55					15 53						17 53		19 53	20 53	21 53
						08 11	10 09	12 11	14 12					16 11						18 11		20 11	21 11	22 12
						08 22	10 21	12 22	14 23					16 23						18 22		20 23	21 23	22 23
						08 31	10 31	12 31	14 30					16 31						18 31		20 31	21 31	22 32
						08 50	10 50	12 50	14 50					16 49						18 49		20 49	21 49	22 32

A From Aberystwyth

B ⚡ from Machynlleth ◇ to Machynlleth

C ⚡ from Machynlleth

For connections to London Euston refer to Table T66









For connections to Crewe and Manchester Piccadilly refer to Table T131

Table T076-R

Saturdays

21 December to 16 May

**Pwllheli - Barmouth, Aberystwyth - Shrewsbury
- Birmingham**

	AW	AW	AW ◇	AW	AW																
Pwllheli	d		20 26																		
Abererch	d		20x29																		
Penychain	d		20x33																		
Criccieth	d		20 40																		
Porthmadog	a		20 49																		
Minffordd	d		20 56																		
Penrhyndeudraeth	d		21 01																		
Llandecwyn	d		21 04																		
Llansawney	d		21x06																		
Talsarnau	d		21x09																		
Tywyn	d		21x11																		
Harlech	a		21 20																		
Llandanwg	d		21 20																		
Pensarn	d		21x24																		
Llanbedr	d		21x27																		
Dyffryn Ardudwy	d		21x29																		
Talybont	d		21x33																		
Llanaber	d		21x36																		
Barmouth	a		21x41																		
Morfa Mawddach	d		21 47																		
Fairbourne	d		21 47																		
Llwyngrill	d		21x51																		
Tonfanau	d		21 55																		
Tywyn	d		22x02																		
Aberdovey	a		22x09																		
Penhelig	d		22 17																		
Aberystwyth	d	20 36 21 33	22 30 23 38																		
Borth	d	20 50 21 47	22 44 23 52																		
Dovey Junction 	d	21 01 21 58	22 38 22 54 00 02																		
Machynlleth 	a	21 09 22 06	22 45 23 01 00 11																		
Caersws	d																				
Newtown (Powys)	d																				
Welshpool	d																				
Shrewsbury	74 a																				
Wellington (Shropshire)	74 d																				
Telford Central	74 d																				
Wolverhampton  68,74 	a																				
Smethwick Galton Bridge  68,74	a																				
Birmingham New Street  68,74,68	a																				
Birmingham International  68 	a																				

For connections to London Euston refer to Table T66

For connections to Crewe and Manchester Piccadilly refer to Table T131

Table T076-R

Sundays

15 December to 10 May

Pwllheli - Barmouth, Aberystwyth - Shrewsbury - Birmingham

	AW	AW	AW	AW	AW	AW	AW	AW	AW	AW	AW	AW	AW	AW	AW	AW	AW	AW	AW	AW	AW	AW	AW	AW
	A																							
Pwllhelid.....				09 34		09 34			11 28	11 28			13 40	13 40			15 33	15 33			17 36			
Abererch.....d.....				09x37		09x37			11x31	11x31			13x43	13x43			15x36	15x36			17x39			
Penychain.....d.....				09x41		09x41			11x35	11x35			13x47	13x47			15x40	15x40			17x43			
Criccieth.....d.....				09 48		09 48			11 42	11 42			13 54	13 54			15 47	15 47			17 50			
Porthmadog.....a.....				09 57		09 57			11 52	11 52			14 03	14 03			15 56	15 56			18 00			
				09 58		09 58			11 57	11 57			14 06	14 06			15 57	15 57			18 00			
Minffordd.....d.....				10 02		10 02			12 01	12 01			14 10	14 10			16 01	16 01			18 05			
Penrhyndudraeth.....d.....				10 06		10 06			12 05	12 05			14 14	14 14			16 05	16 05			18 09			
Llandecwyn.....d.....				10x08		10x08			12x07	12x07			14x16	14x16			16x07	16x07			18x11			
Talsarnau.....d.....				10x10		10x10			12x09	12x09			14x18	14x18			16x09	16x09			18x13			
Tywyn.....d.....				10x13		10x13			12x12	12x12			14x21	14x21			16x12	16x12			18x16			
Harlech.....a.....				10 23		10 23			12 19	12 19			14 28	14 28			16 22	16 22			18 23			
				10 28		10 28			12 21	12 21			14 34	14 34			16 29	16 29			18 27			
Llandanwg.....d.....				10x33		10x33			12x25	12x25			14x38	14x38			16x34	16x34			18x31			
Pensarn.....d.....				10x35		10x35			12x28	12x28			14x41	14x41			16x36	16x36			18x33			
Llanbedr.....d.....				10x38		10x38			12x30	12x30			14x43	14x43			16x39	16x39			18x36			
Dyffryn Ardudwy.....d.....				10x42		10x42			12x34	12x34			14x47	14x47			16x43	16x43			18x40			
Talybont.....d.....				10x45		10x45			12x37	12x37			14x50	14x50			16x46	16x46			18x43			
Llanaber.....d.....				10x49		10x49			12x42	12x42			14x55	14x55			16x50	16x50			18x48			
Barmoutha.....				10 55		10 55			12 48	12 48			15 01	15 01			16 56	16 56			18 54			
				11 01		11 01			12 50	12 50			15 01	15 01			16 56	16 56			18 54			
Morfa Mawddach.....d.....				11x05		11x05			12x54	12x54			15x05	15x05			17x00	17x00			18x59			
Fairbourne.....d.....				11 09		11 09			12 58	12 58			15 09	15 09			17 04	17 04			19 03			
Llwyngwrl.....d.....				11x16		11x16			13x05	13x05			15x15	15x15			17x10	17x10			19x09			
Tonfanau.....d.....				11x23		11x23			13x12	13x12			15x22	15x22			17x17	17x17			19x17			
Tywyn.....a.....				11 30		11 30			13 19	13 19			15 28	15 28			17 26	17 26			19 23			
				11 30		11 30			13 20	13 20			15 28	15 28			17 27	17 27			19 24			
Aberdovey.....d.....				11 36		11 36			13 26	13 26			15 36	15 36			17 33	17 33			19 30			
Penhelig.....d.....				11x39		11x39			13x29	13x29			15x38	15x38			17x35	17x35			19x33			
Aberystwythd.....	08 30	09 30	10 30			11 30	12 29		13 30	14 30			15 28	16 30			17 28	18 30			19 30			
Borth.....d.....	08 44	09 43	10 44			11 43	12 43		13 43	14 44			15 43	16 44			17 43	18 43			19 44			
Dovey Junction.....d.....	00 02	08 58	09 53	10 56	11 51	11 51	11 54	12 57	13 41	13 41	13 57	14 59	15 51	15 51			16 54	16 56	17 49	17 49	17 53	19 02	19 48	19 54
Machynlletha.....	00 11	09 06	10 01	11 04	11 58	11 58	12 02	13 05	13 49	13 49	14 04	15 07	15 59	15 59			16 01	17 03	17 57	17 57	18 01	19 10	19 55	20 02
		09 07	10 06	11 05		12 06	12 06	13 06	14 07	14 07	15 08		16 05	16 05			16 05	17 03			18 05	18 05		20 05
Caersws.....d.....		09 34	10 33	11 32		12 33	12 33	13 33	14 34	14 34	15 35		16 34	16 34			16 34	17 34			18 32	18 32		20 32
Newtown (Powys).....d.....		09 41	10 40	11 39		12 40	12 40	13 40	14 41	14 41	15 42		16 41	16 41			16 41	17 41			18 39	18 39		20 39
Welshpool.....d.....		09 56	10 54	11 54		12 54	12 54	13 54	14 56	14 56	15 56		16 55	16 55			16 55	17 55			18 54	18 54		20 53
Shrewsbury74 a.....		10 21	11 18	12 20		13 18	13 18	14 19	15 19	15 19	16 20		17 19	17 19			17 19	18 19			19 18	19 18		21 18
		11 36				13 31	13 31		15 32	15 32		17 33	17 33			17 33				19 30	19 30		21 33	
Wellington (Shropshire).....74 d.....		11 49				13 44	13 44		15 45	15 45		17 47	17 47			17 47				19 45	19 45		21 47	
Telford Central.....74 d.....		11 55				13 50	13 50		15 51	15 51		17 53	17 53			17 53				19 51	19 51		21 53	
Wolverhampton68,74 a.....		12 12				14 07	14 07		16 07	16 07		18 09	18 09			18 09				20 07	20 07		22 11	
Smethwick Galton Bridge.....68,74 a.....		12 25				14 17	14 17		16 18	16 18		18 20	18 20			18 20				20 18	20 18		22 22	
Birmingham New Street1,2,74,68 a.....		12 35				14 26	14 26		16 26	16 26		18 31	18 31			18 31				20 29	20 29		22 31	
Birmingham International68 a.....		13 02				15 00	15 00		17 00	17 00		18 56	18 56			18 56				20 58	20 58		23 01	

A not 15 December. From Aberystwyth B until 29 March. from Machynlleth to C until 29 March. from Machynlleth Machynlleth

For connections to London Euston refer to Table T66 For connections to Crewe and Manchester Piccadilly refer to Table T131

Table T076-R

**Pwllheli - Barmouth, Aberystwyth - Shrewsbury
- Birmingham**

	AW	AW	AW																	
	◇	◇	◇																	
Pwllheli	d																			
Abererch.....	d																			
Penychain.....	d																			
Criccieth.....	d																			
Porthmadog.....	d																			
Minffordd.....	d																			
Penrhyndeudraeth.....	d																			
Llandecwyn.....	d																			
Talsarnau.....	d																			
Tywyn.....	d																			
Harlech.....	a																			
Llandanwg.....	d																			
Pensarn.....	d																			
Llanbedr.....	d																			
Dyffryn Ardudwy.....	d																			
Talybont.....	d																			
Llanaber.....	d																			
Barmouth	a																			
Morfa Mawddach.....	d																			
Fairbourne.....	d																			
Llwyngrïl.....	d																			
Tonfanau.....	d																			
Tywyn.....	a																			
Aberdovey.....	d																			
Penhelig.....	d																			
Aberystwyth	d	20	30	21	30	23	20													
Borth.....	d	20	44	21	44	23	34													
Dovey Junction ¹	d	20	55	21	55	23	44													
Machynlleth ²	a	21	04	22	04	23	53													
Caersws.....	d																			
Newtown (Powys).....	d																			
Welshpool.....	d																			
Shrewsbury	74																			
Wellington (Shropshire).....	74																			
Telford Central.....	74																			
Wolverhampton ³	68,74																			
Smethwick Galton Bridge ⁴	68,74																			
Birmingham New Street ^{1,2}	74,68																			
Birmingham International	68																			

For connections to London Euston refer to Table T66

For connections to Crewe and Manchester Piccadilly refer to Table T131